

ARKANSAS STATE HIGHWAY AND TRANSPORTATION DEPARTMENT



Rotary Club of Russellville

September 6, 2012

Russellville Bypass

Highway 7 - East

- Widened 5.3 Miles From 2 to 5 Lanes
- \$17.3 Million
- Completed in May 2012
- Work Included Highway 7 Intersection Improvements



Russellville Bypass

Interstate 40 - South

- Built 2.2 Miles on New Location
- Railroad Overpass, Intersection Improvements
- \$19.1 Million
- Dedicated May 11th



South Inglewood Avenue

West Main Place - Honeysuckle Lane

- Reconstructed .6 Miles
- 12-Foot Lanes, Curb & Gutter, Sidewalks
- \$1.6 Million
- Substantially Complete in August 2012



Highway 64

Galla Creek Bridge (Pottsville)

- .25 Miles / Two 12-Foot Lanes / One 12-Foot Turn Lane
- \$2.1 Million
- Work Began in August 2011 (Temporary Bridge)
- Estimated Completion in Late 2012/Early 2013



Highway 124

Hob Nob Road - Crow Mountain Road

- Widen/Build on New Location (1.0 Mile)
- \$5 Million - \$7 Million
- Russellville to Partner (Up to \$3 Million)
- City to Assume Portion of Highway 124
- Est. Award Date: Early 2013
- Public Hearing Held August 2nd



Highway 7

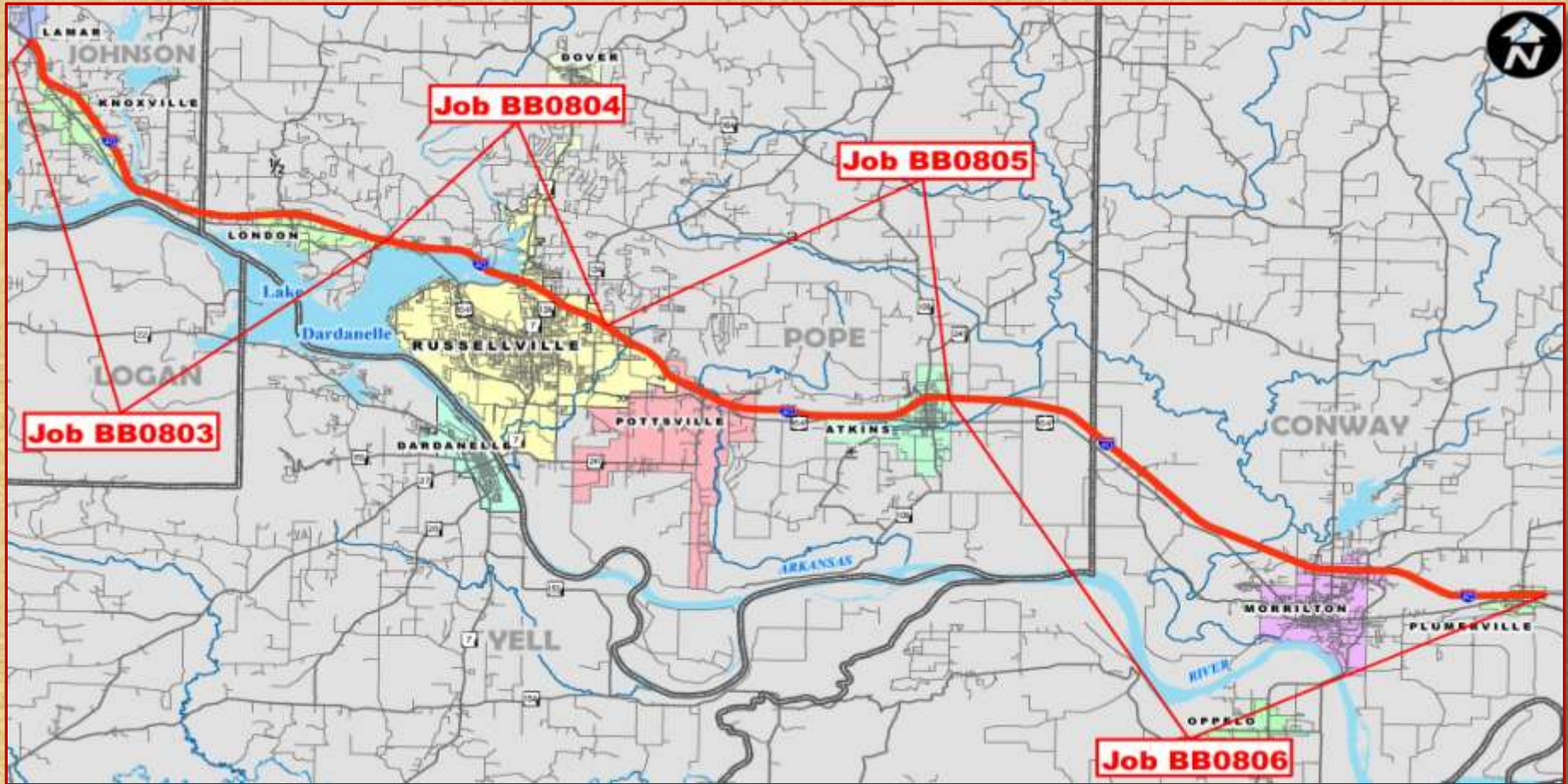
Dover Bypass

- Build 1.3 Miles on New Location
- \$5 Million - \$10 Million
- Est. Award Date: Late 2013
- Design Public Hearing TBD
- Slight Adjustment Being Evaluated




Interstate 40

Interstate Rehabilitation Program



- Rehabilitate 49.3 Miles of Interstate
- Add 19.3 Miles of Cable Median Barrier
- Estimated Cost: \$75M - \$85M
- Half of Work to Be Awarded by March

Interstate Rehabilitation Program



Interstate Rehabilitation Program

1999

50 Projects | 360 Total Miles | \$1.0 Billion

Interstate Condition Improved From 21% 'Good' to 72%

2011

Passed With 81% of Vote

75 +/- Projects | 455 Total Miles | \$1.2 Billion

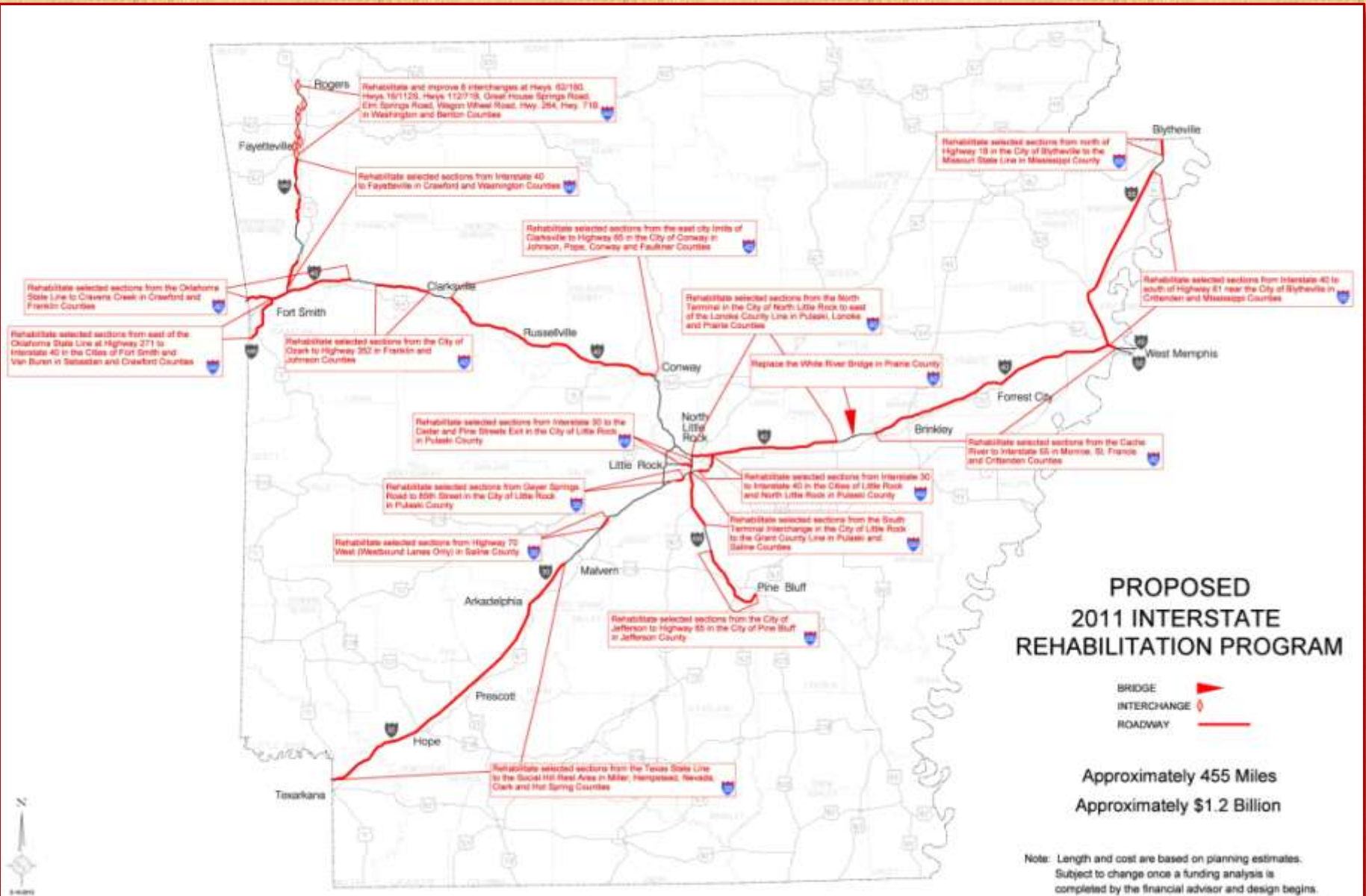
First Contracts to be Awarded in November 2012



Interstate Condition



Interstate Rehabilitation Program



Challenges

- **12th** largest system in the country
 - **43rd** in highway revenue per mile.
-
- **\$23 billion** in needs
 - **\$4 billion** in available revenue



**Per-Gallon Tax is the Primary Funding Source
for Highways**



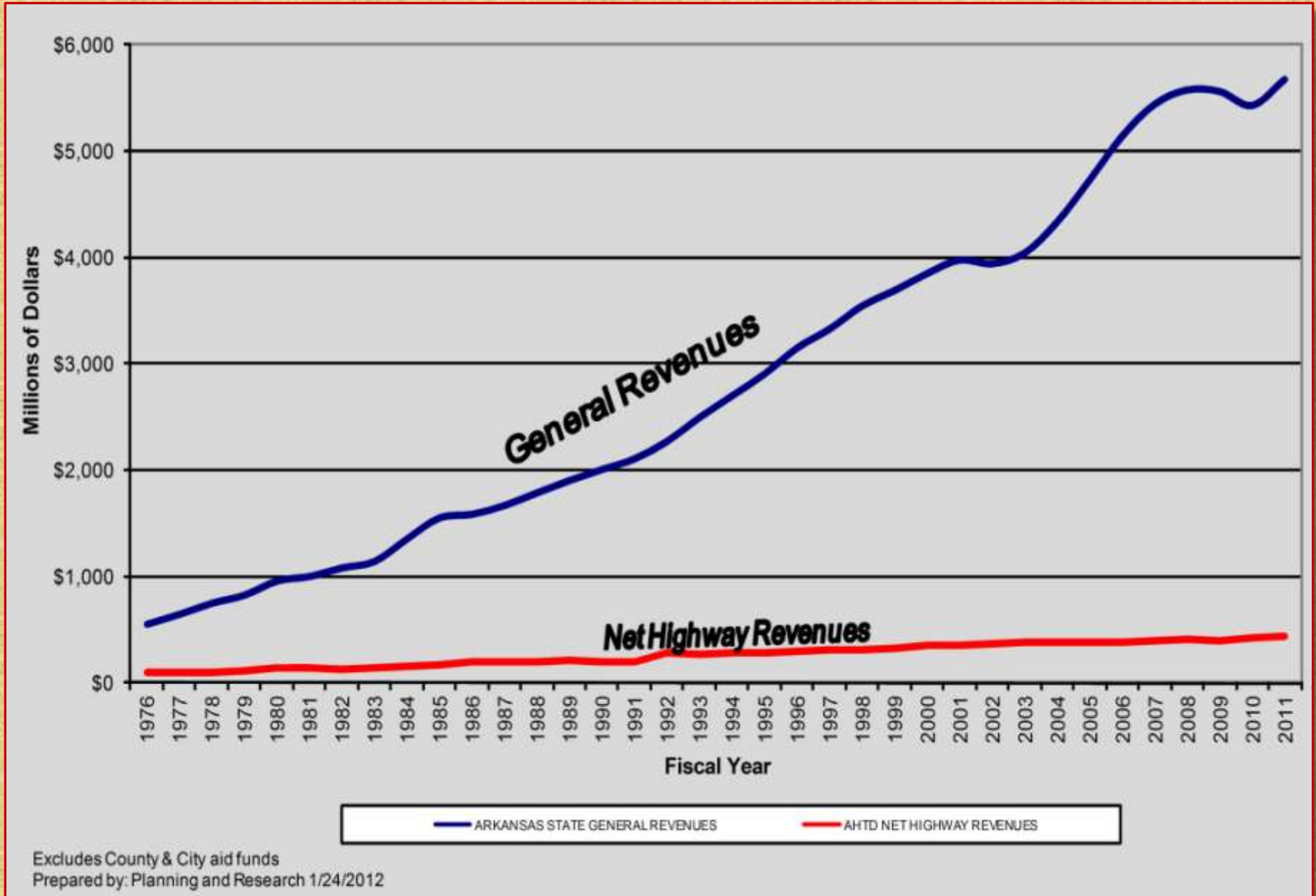
Fuel Consumption is Declining



Highway Revenues From Fuel are Declining

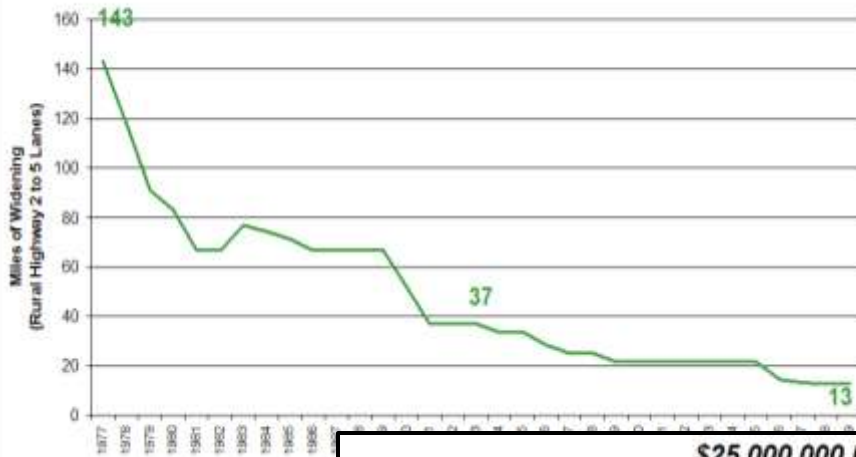


State General Revenues vs. Gross State Highway Revenues

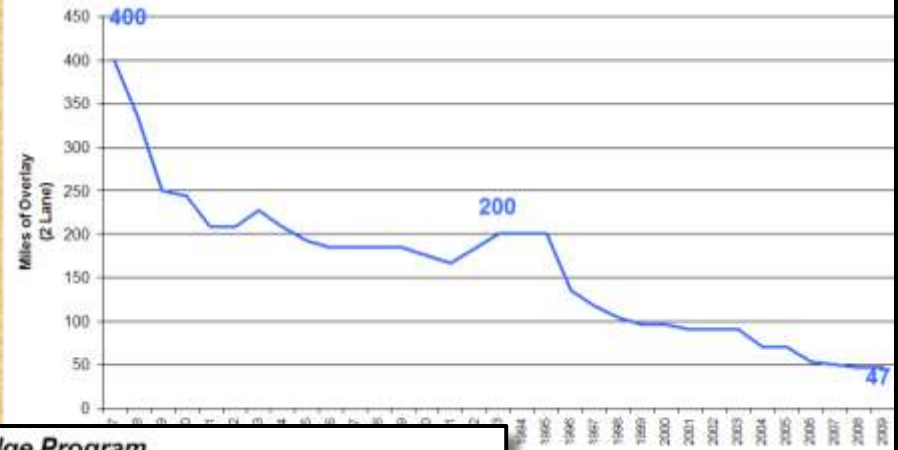


Challenges

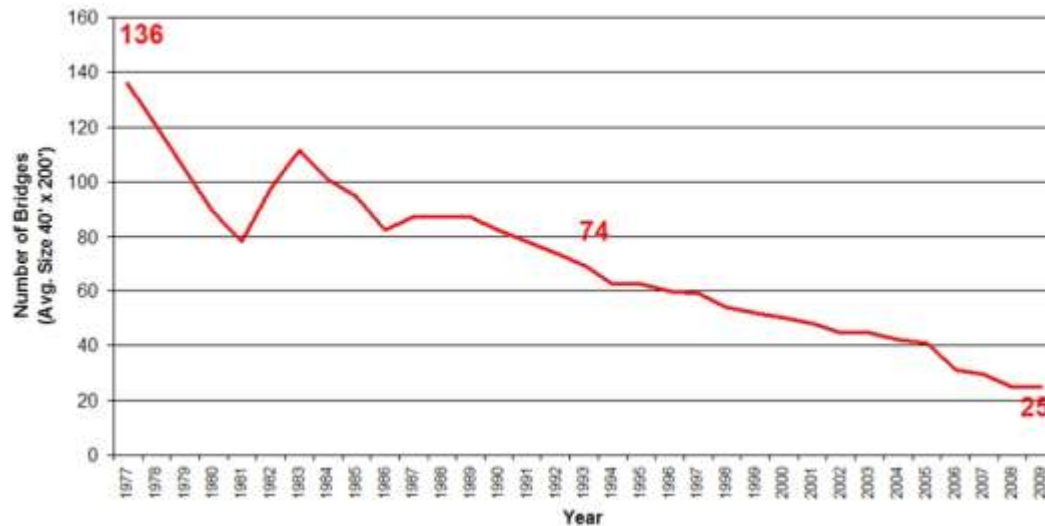
\$100,000,000 Widening Program



\$10,000,000 Overlay Program



\$25,000,000 Bridge Program



Administrative Costs

2nd Lowest in the Nation

Arkansas Average: \$1,821.00 / Mile

Surrounding States: \$5,342.00 / Mile

Nat'l Average: \$12,772.00 / Mile



Employment Levels

➤ 1992: 4,016

➤ 2012: 3,589

➤ 1965: 3,620



“In the middle of difficulty lies opportunity.”

-Albert Einstein
Theoretical Physicist



November 6th

Issue Number 1

"Everybody Benefits..."



Issue Number 1

- November 6, 2012 Election Ballot
- **Temporary** Increase
- **Does Not Apply** to Groceries, Medicine & Fuel
- \$230M Annually (\$160M/**\$35M/\$35M**)
- **State Aid Street Fund for City Streets**



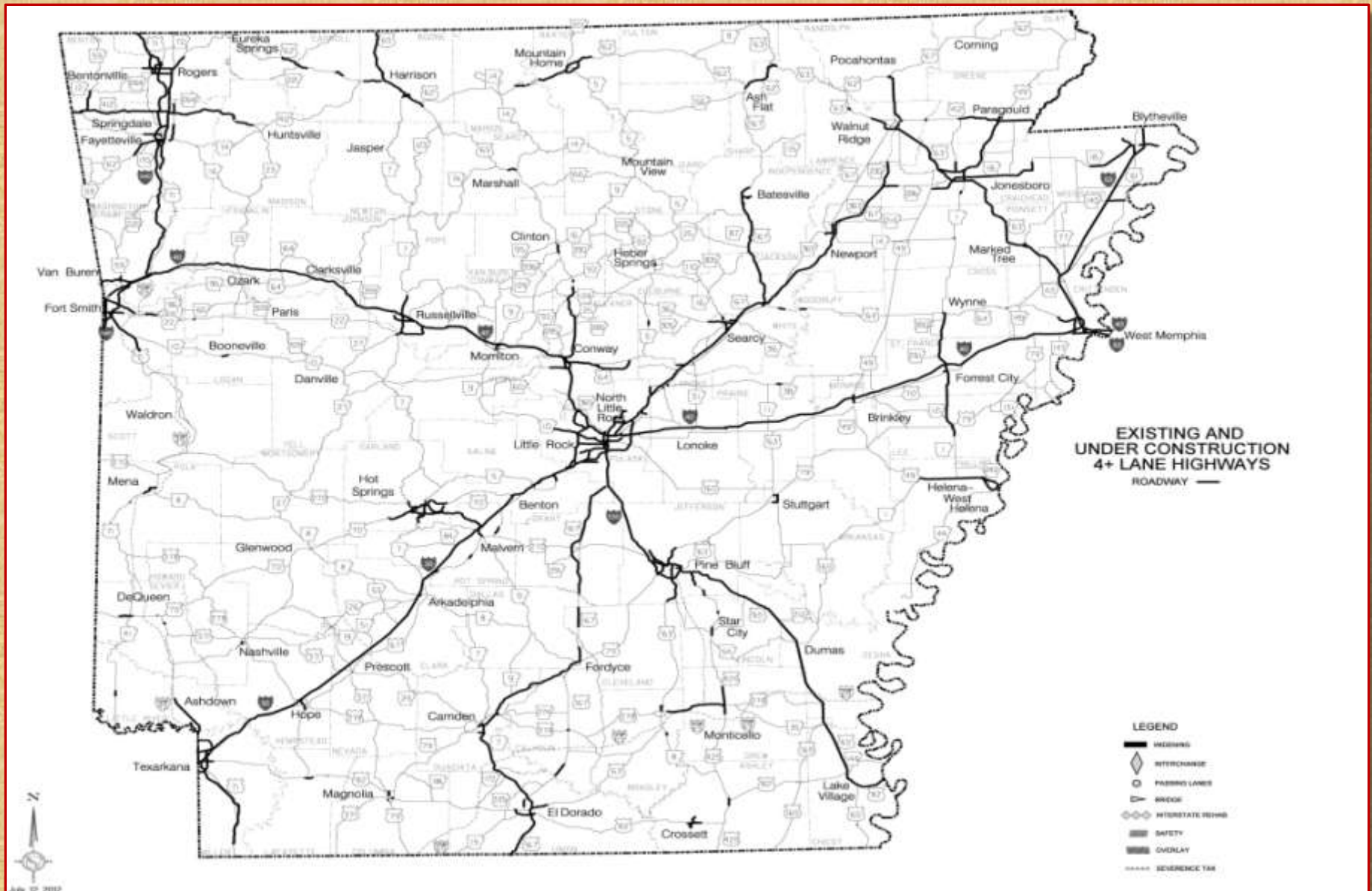
Issue Number 1

- Bond Debt Retired Over 10 Years
- \$1.3 Billion in General Obligation Bonds
- Tax Expires When the Bonds Are Retired
- Four-Lane Highways
- \$1.8 Billion Program Supports 40,000 Jobs



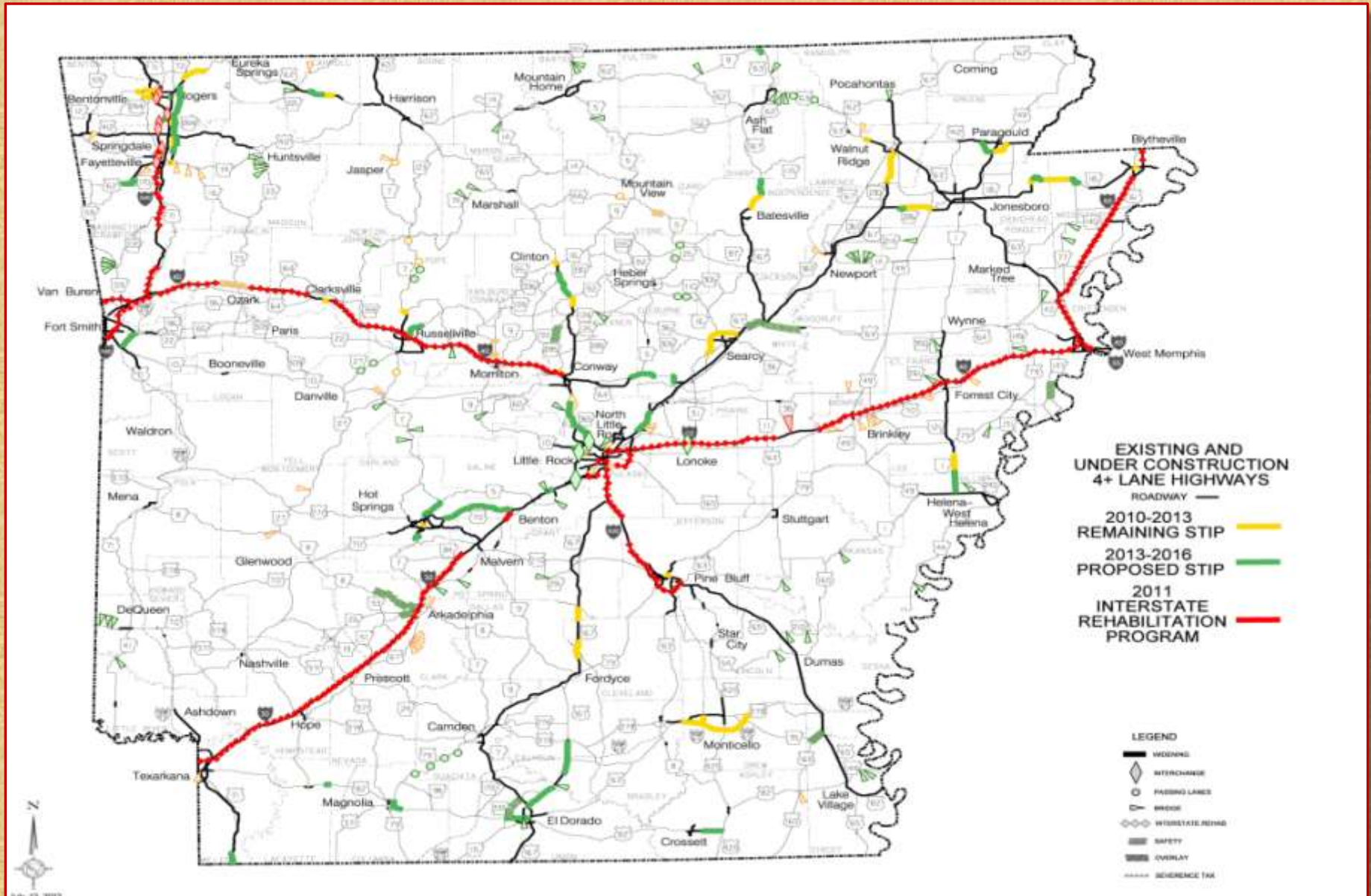
Existing/Under Construction

Statewide



Interstate Rehabilitation Program

Statewide



Funded by Issue Number 1

Statewide



Benefits of Issue Number 1



Completion of widening to six lanes between Conway and North Little Rock



Improvements to I-30 connecting Little Rock and North Little Rock, including widening Arkansas River bridge



Completion of widening to four lanes between Conway and Beebe



Benefits of Issue Number 1



Continuation of widening to four lanes from Clinton northward



Completion of widening to four lanes between I-30 and Hot Springs



Continuation of widening to four lanes from Hot Springs westward



'Everybody Benefits...'

Cities & Counties Will Split Nearly **\$700 Million**

Pope County

	<u>Annual</u>	<u>10-Year Total</u>
County Turnback	\$ 608,319	\$ 6,083,189
City Turnback		
Atkins	\$ 53,721	\$ 537,212
Dover	\$ 24,545	\$ 245,450
Hector	\$ 8,015	\$ 80,154
London	\$ 18,507	\$ 185,068
Pottsville	\$ 50,551	\$ 505,507
Russellville	\$ 497,313	\$ 4,973,133
City and County Turnback Total	\$ 1,260,971	\$ 12,609,714

Yell County

	<u>Annual</u>	<u>10-Year Total</u>
County Turnback	\$ 419,414	\$ 4,194,138
City Turnback		
Belleville	\$ 7,855	\$ 78,551
Danville	\$ 42,909	\$ 429,093
Dardanelle	\$ 84,518	\$ 845,183
Havana	\$ 6,680	\$ 66,795
Ola	\$ 22,817	\$ 228,173
Plainview	\$ 10,830	\$ 108,297
City and County Turnback Total	\$ 595,023	\$ 5,950,232



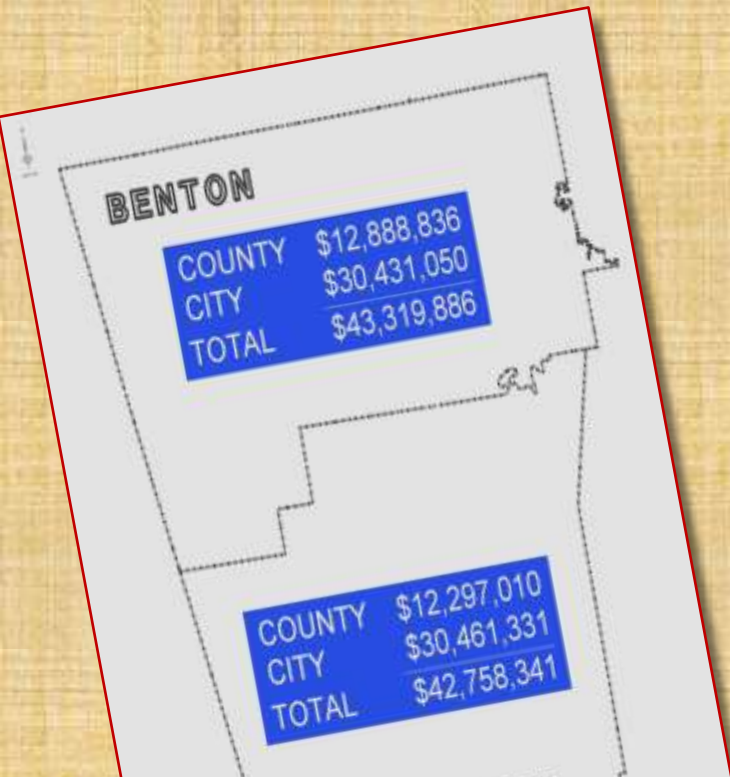
**MOVE
ARKANSAS
FORWARD**

Proposed Constitutional
Amendment #1

Fact Sheet
for Lane Projects
County Turnback Revenue

'Everybody Benefits...'

Municipalities Can Bond Turnback Revenue...



...Counties Can't--Yet

‘Everybody Benefits...’

**Revenue Will
Free Up Money
for Other Projects
Across the State**





ArkansasHighways.com

