

ARKANSAS STATE HIGHWAY AND TRANSPORTATION DEPARTMENT



Fort Smith Area

Manufacturing Executives Association

September 18, 2012

Challenges

- **12th** largest system in the country
 - **43rd** in highway revenue per mile.
-
- **\$23 billion** in needs
 - **\$4 billion** in available revenue



How We Compare

Highway Mileage

- Arkansas 16,382 miles
- Illinois 16,161 miles
- California 15,225 miles
- New York 15,033 miles
- Tennessee 13,793 miles
- Florida 12,084 miles



How We Compare

Revenue Per Mile

• Arkansas	16,382 miles	\$58,536
• Illinois	16,161 miles	\$252,000
• California	15,225 miles	\$682,000
• New York	15,033 miles	\$237,000
• Tennessee	13,793 miles	\$108,000
• Florida	12,084 miles	\$694,532

How We Compare

Administrative Cost Per Mile

• Arkansas	16,382 miles	\$1,821
• Illinois	16,161 miles	\$8,830
• California	15,225 miles	\$109,417
• New York	15,033 miles	\$84,062
• Tennessee	13,793 miles	\$11,905
• Florida	12,084 miles	\$16,985

Employment Levels

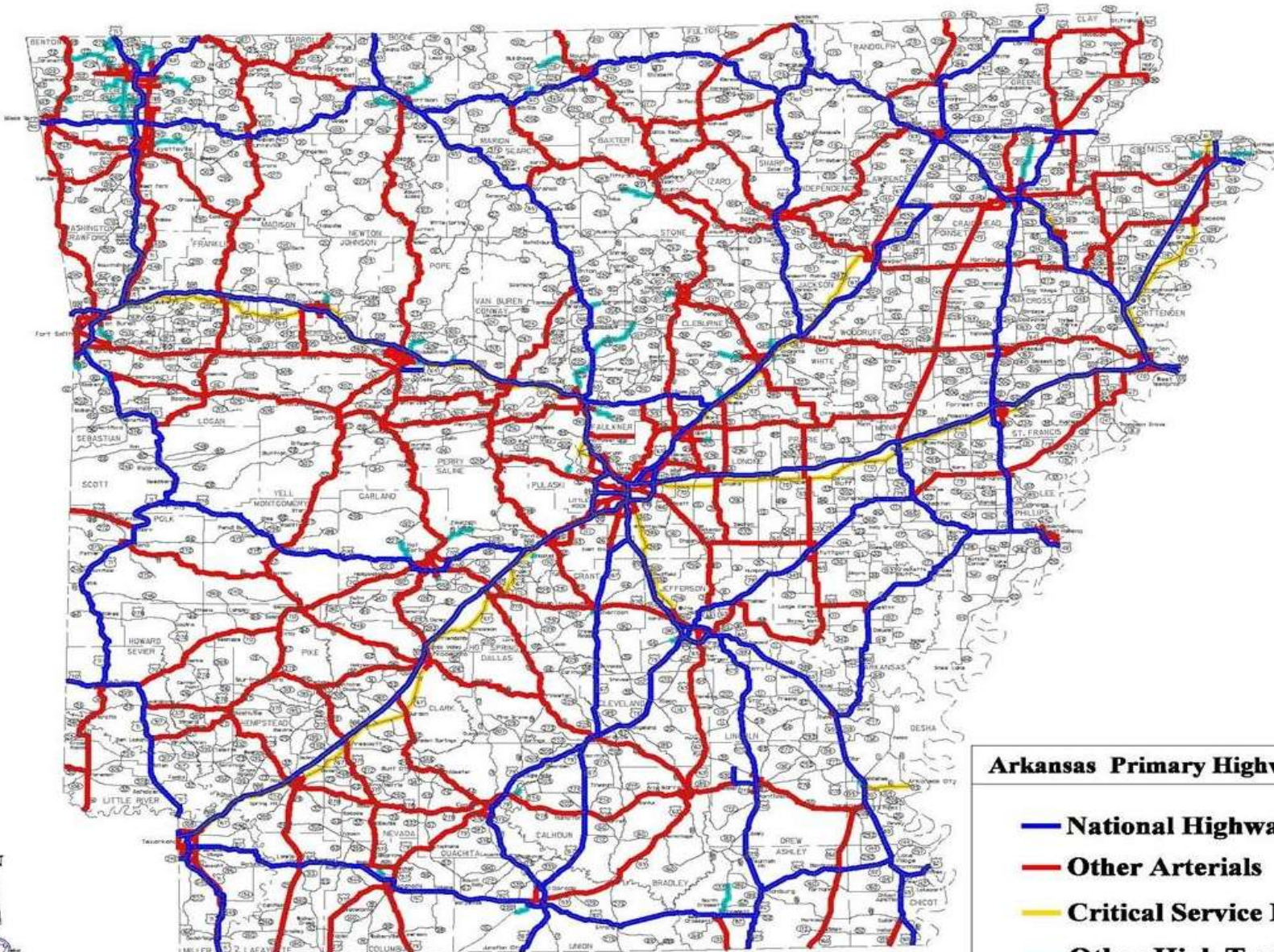
➤ 1992: 4,016

➤ 2012: 3,589

➤ 1965: 3,620



Arkansas Primary Highway Network



Arkansas Primary Highway Network

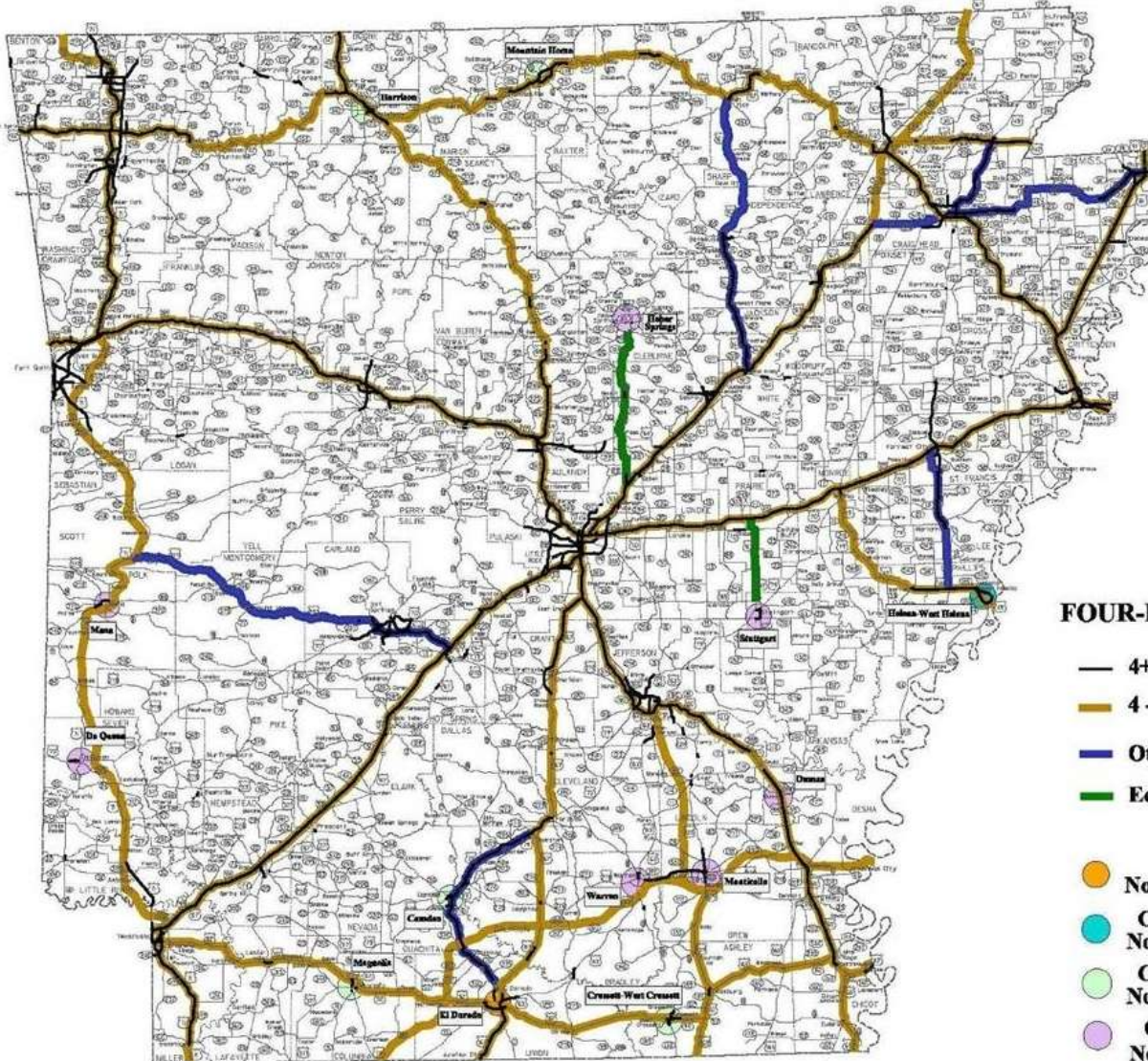
- National Highway System**
- Other Arterials**
- Critical Service Routes**
- Other High Traffic Routes**

N



June 2010

4-Lane Highway System



4-Lane Grid	\$7.8 billion
Regional Connectors	\$0.6 billion
Econ. Dev. Connectors	\$0.3 billion
TOTAL	\$8.7 billion

FOUR-LANE GRID SYSTEM

- 4+ Lane (Through 2010)
- 4 - Lane Grid System
- Other Regional Connections
- Economic Development Connections
- Cities > 20,000 Not Connected by 4-Lane
- Cities 15,000 to 20,000 Not Connected by 4-Lane
- Cities 10,000 to 15,000 Not Connected by 4-Lane
- Cities 5,000 to 10,000 Not Connected by 4-Lane



Where the Money Isn't

- **Income Taxes Don't...**
- **Corporate Taxes Don't...**
- **Sales Taxes Don't...**
- **General Revenues Don't...**

...Fund State Highways!

**Per-Gallon Tax is the Primary Funding Source
for Highways**



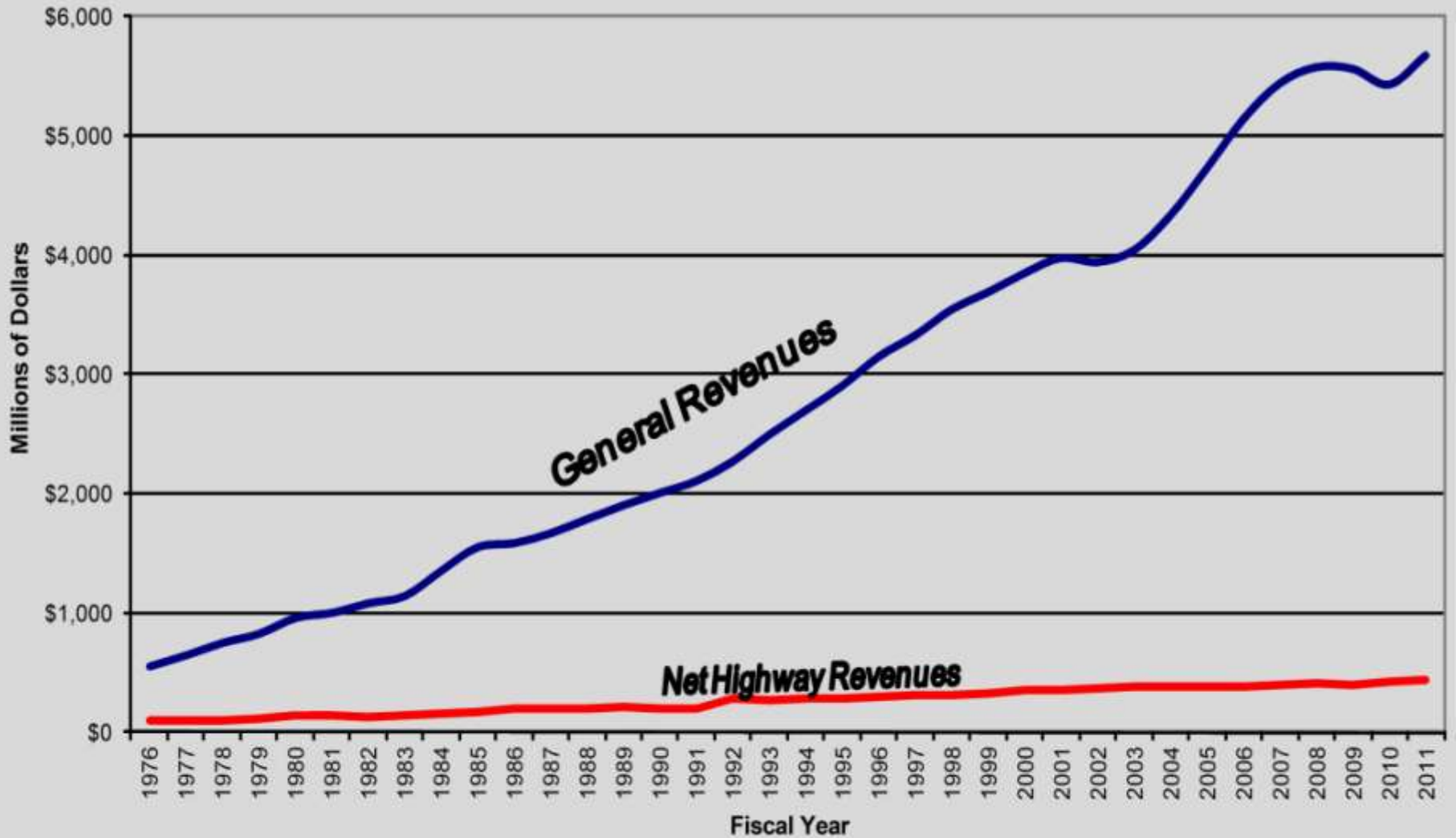
Fuel Consumption is Declining



Highway Revenues From Fuel are Declining



State General Revenues vs. Gross State Highway Revenues

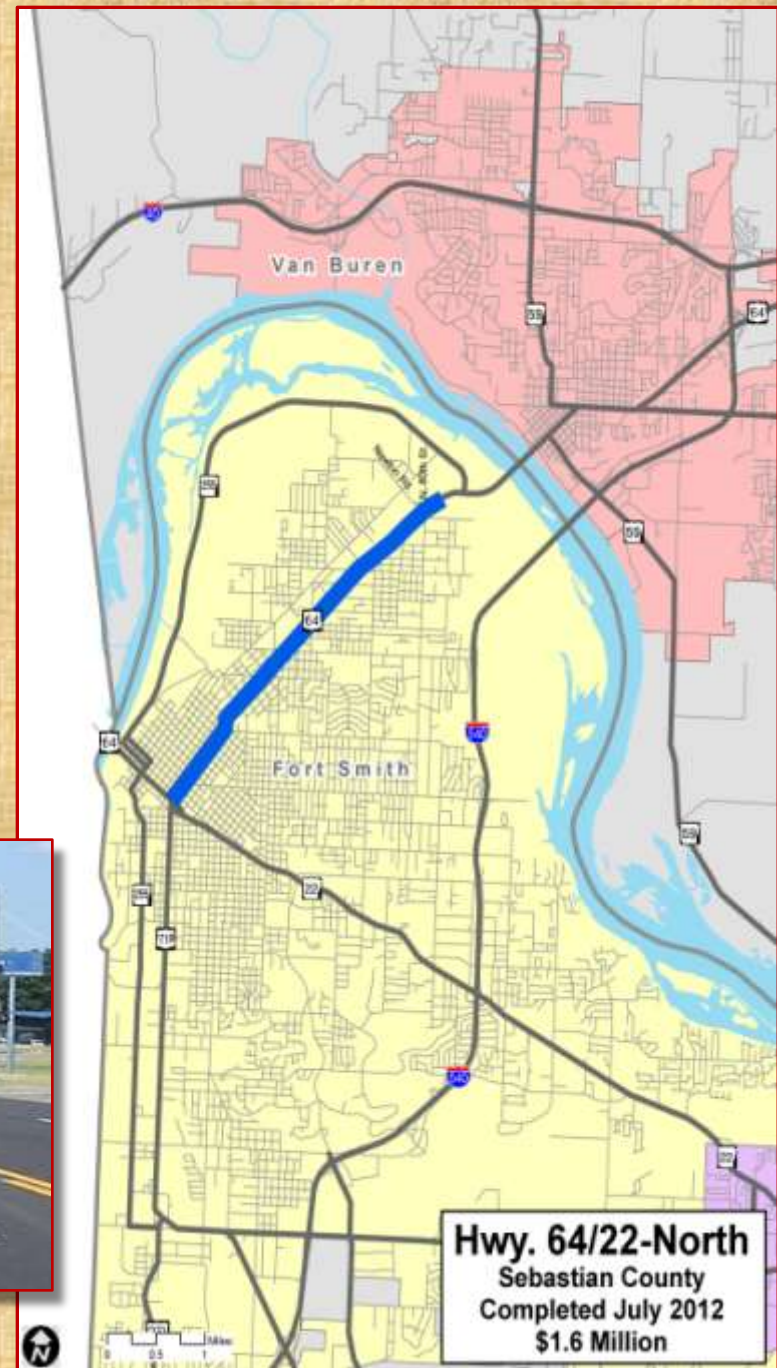


— ARKANSAS STATE GENERAL REVENUES — AHTD NET HIGHWAY REVENUES

Excludes County & City aid funds
Prepared by: Planning and Research 1/24/2012

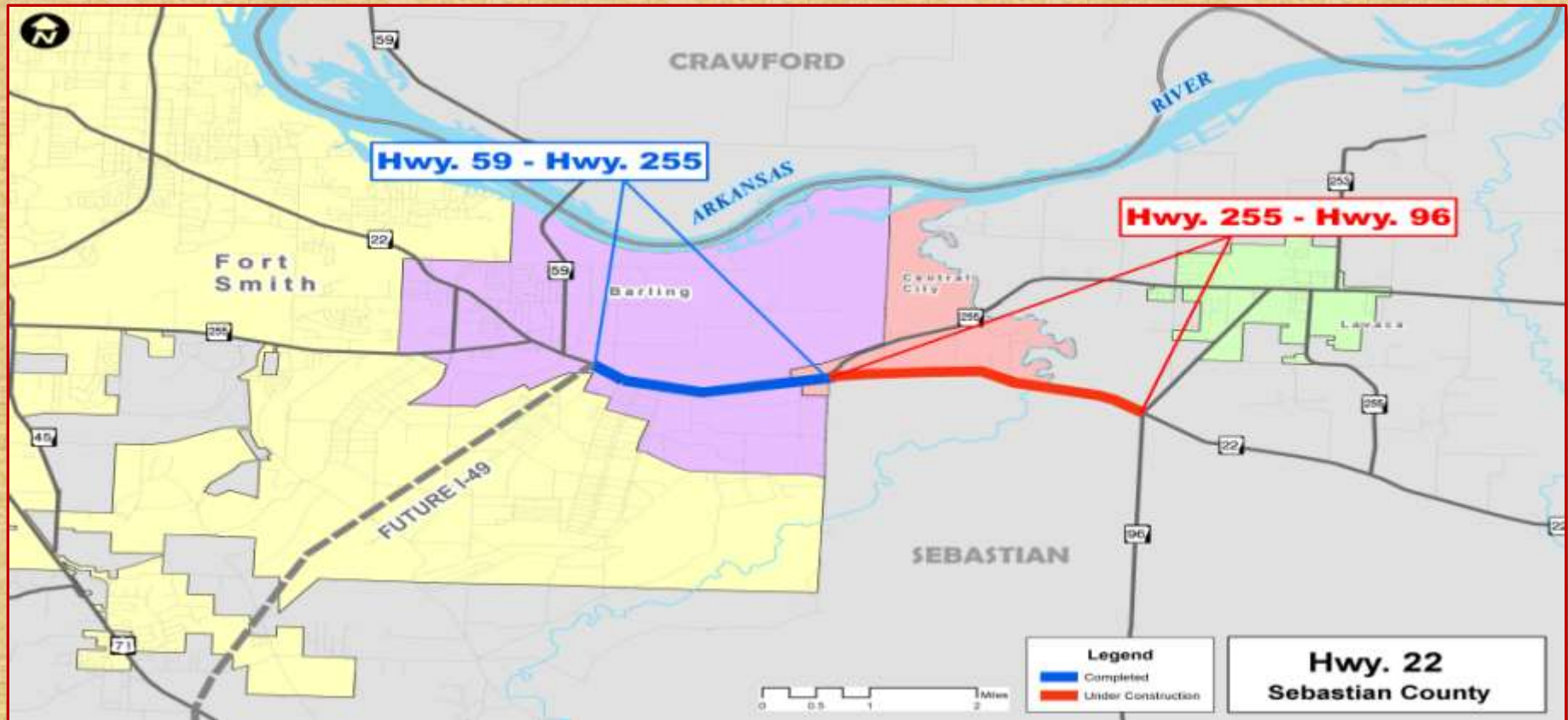
Highway 64

- 3.9 Miles
- \$1.6 Million
- Area's Largest Overlay Contract
- Completed Summer 2012
- I-540 Alternate Route



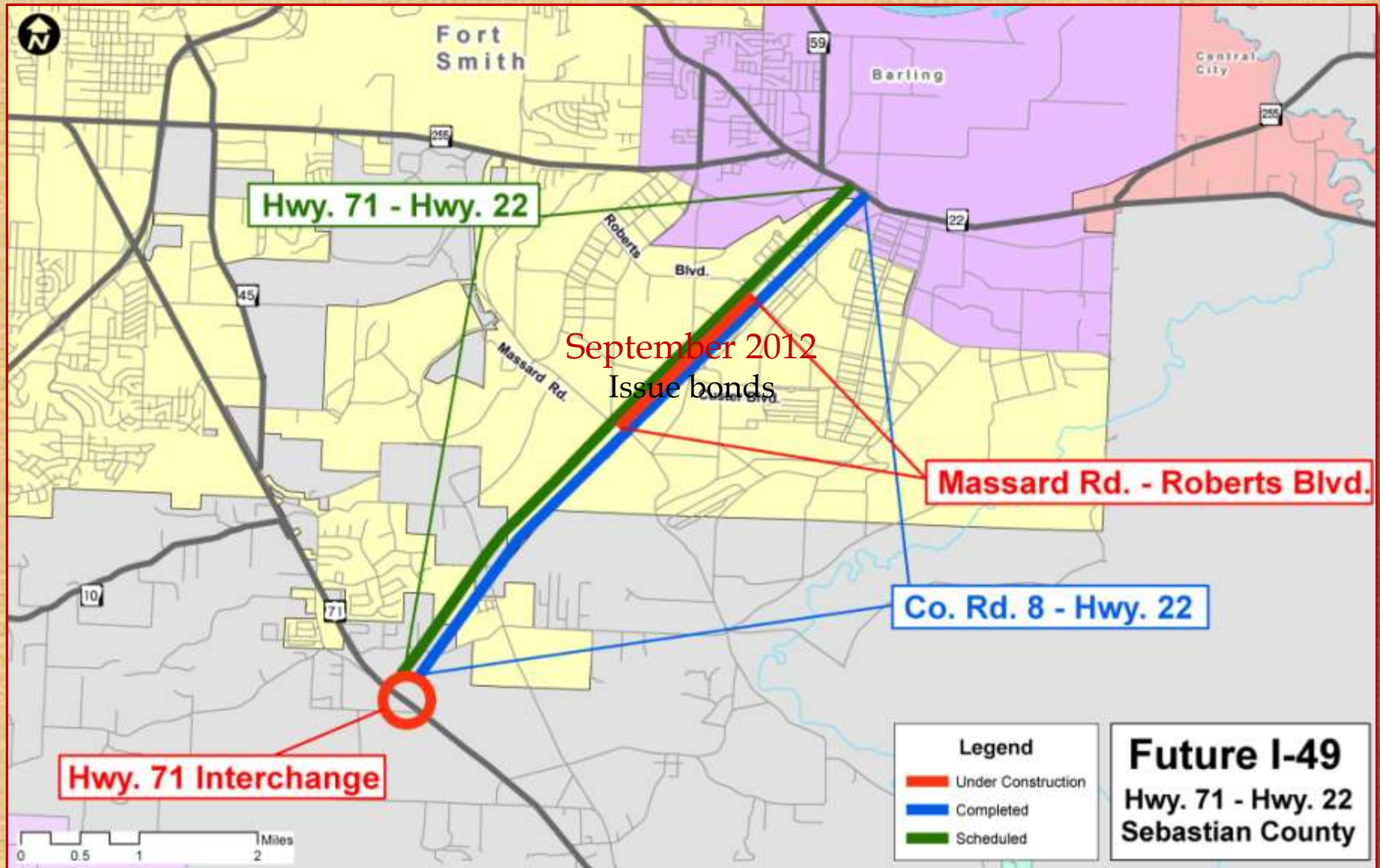
Highway 22

- Highway 59 to Highway 96
- Widened 5.3 Miles to 5-Lanes
- 2 Jobs / \$21 Million
- Completed Early 2012



Future I-49

Highway 71 Relocation



District 4 Headquarters Complex



“The greatest success stories were created by people who recognized a problem and turned it into an opportunity.”

-Joseph Sugarman
American Entrepreneur



Interstate Rehabilitation Program

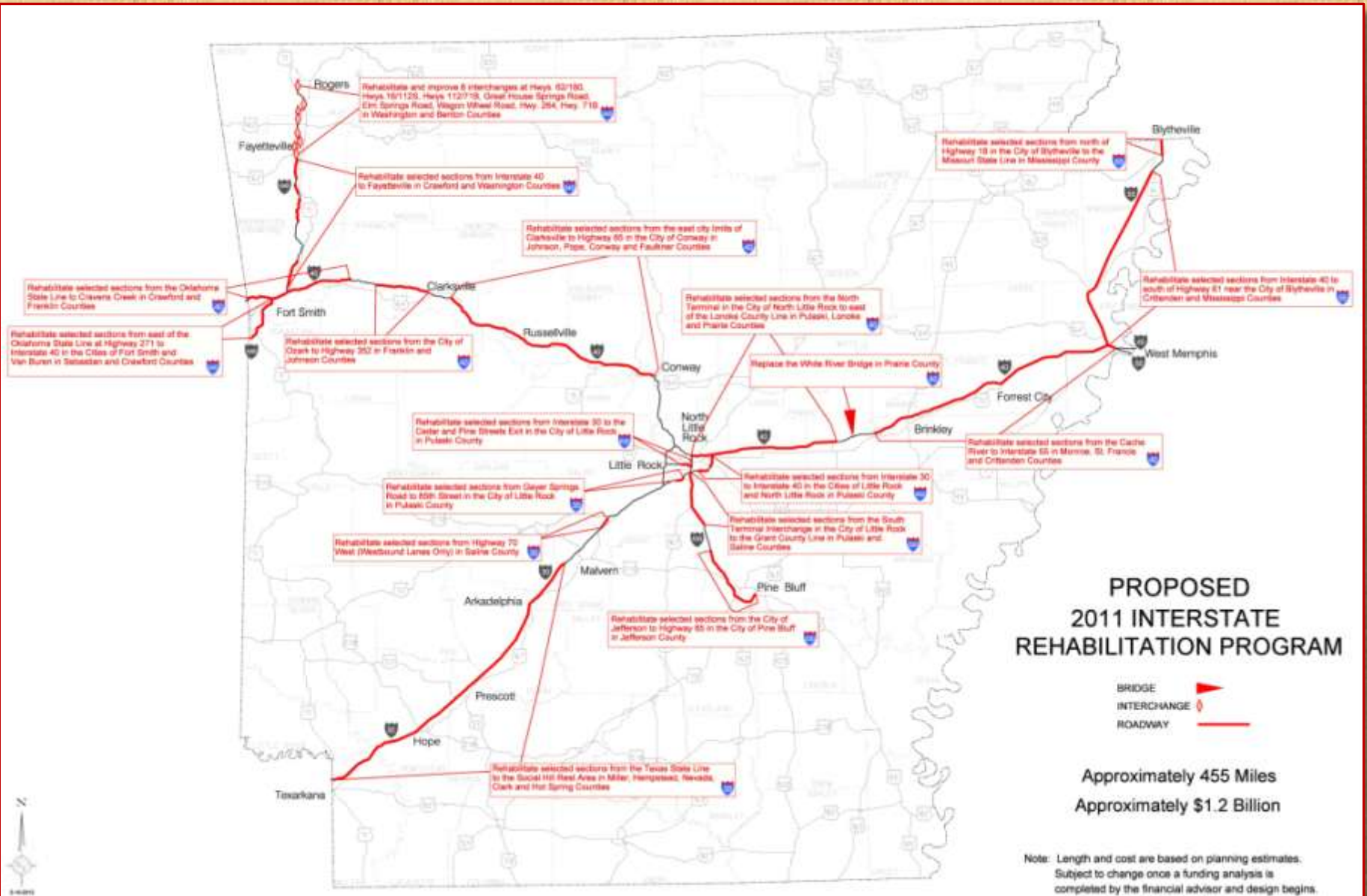
November 2011: Voters Approve Proposal by 81%

September 2012: Bids Opened on Bond Sale

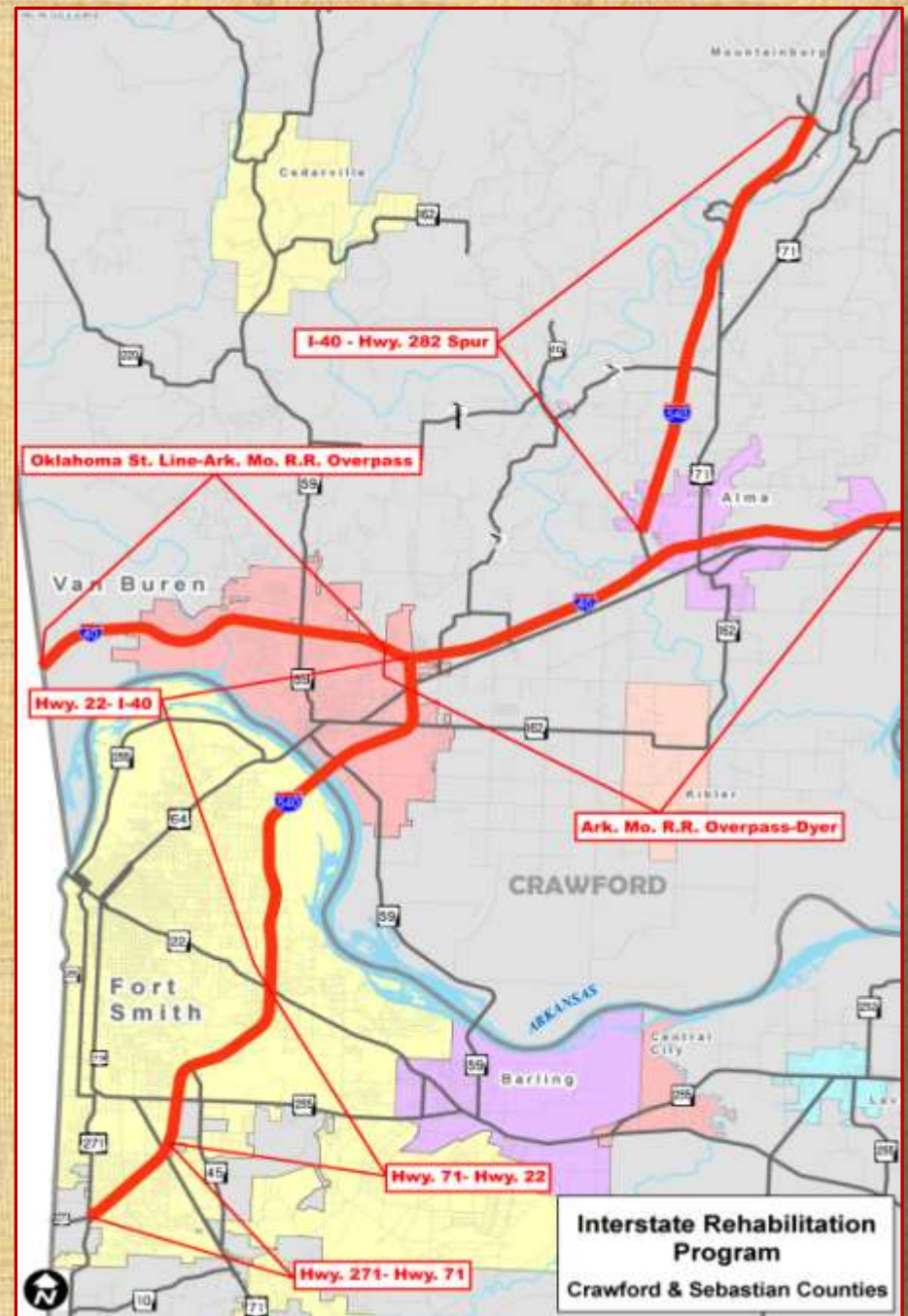
November 2012: Let First Contracts



Interstate Rehabilitation Program



Interstate Rehabilitation Program



November 6th

Issue Number 1

"Everybody Benefits..."



Issue Number 1

- November 6, 2012 election ballot
- **Temporary Increase**
- Does not apply to groceries, medicine, fuel
- \$230m annually (\$160m/ **\$35m/ \$35m**)
- State Aid Street Fund for City Streets



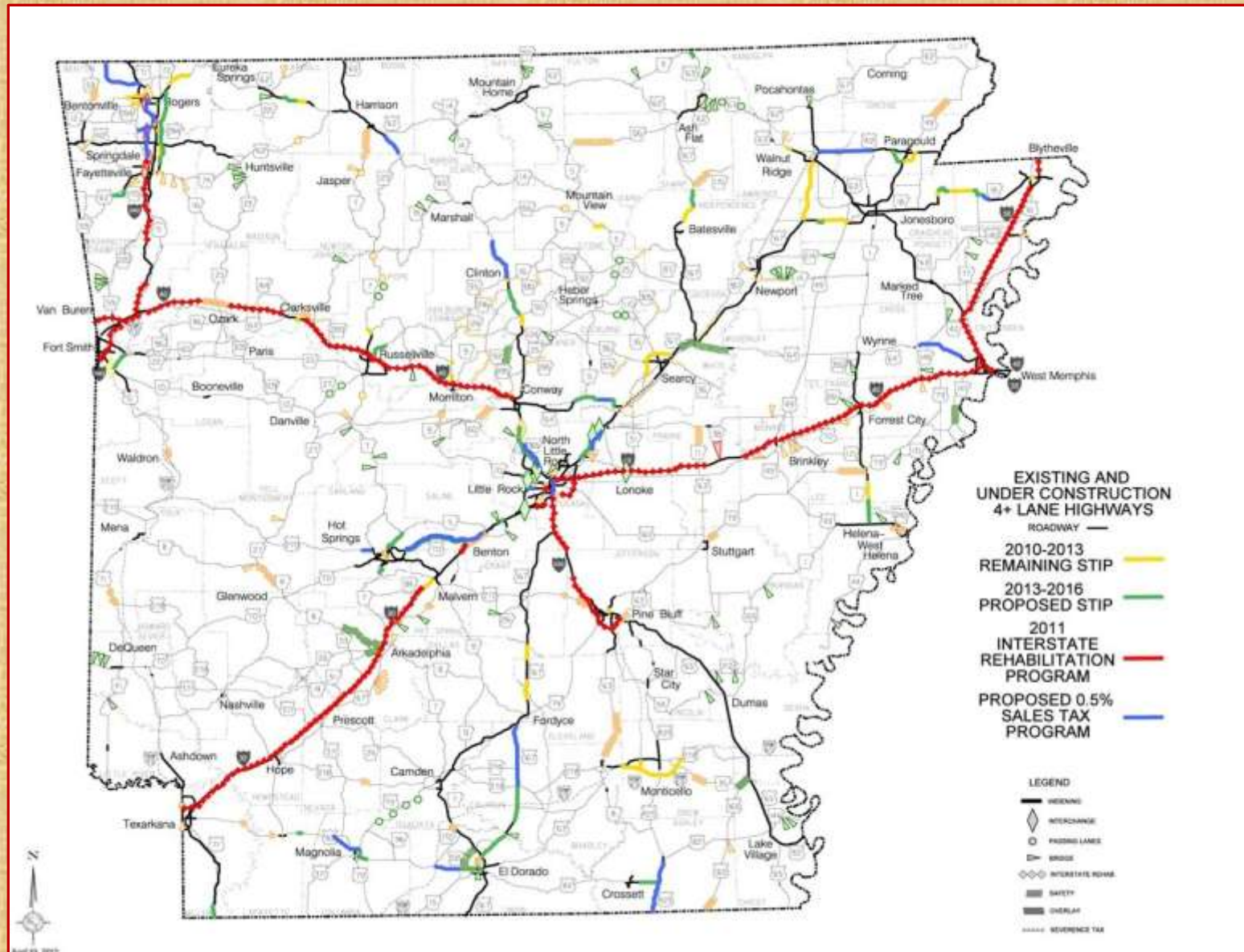
Issue Number 1

- Bond debt retired over 10 years
- \$1.3 Billion in general obligation bonds
- Tax expires when the bonds are retired
- Four-lane highways
- **\$1.8 Billion program supports 40,000 jobs**



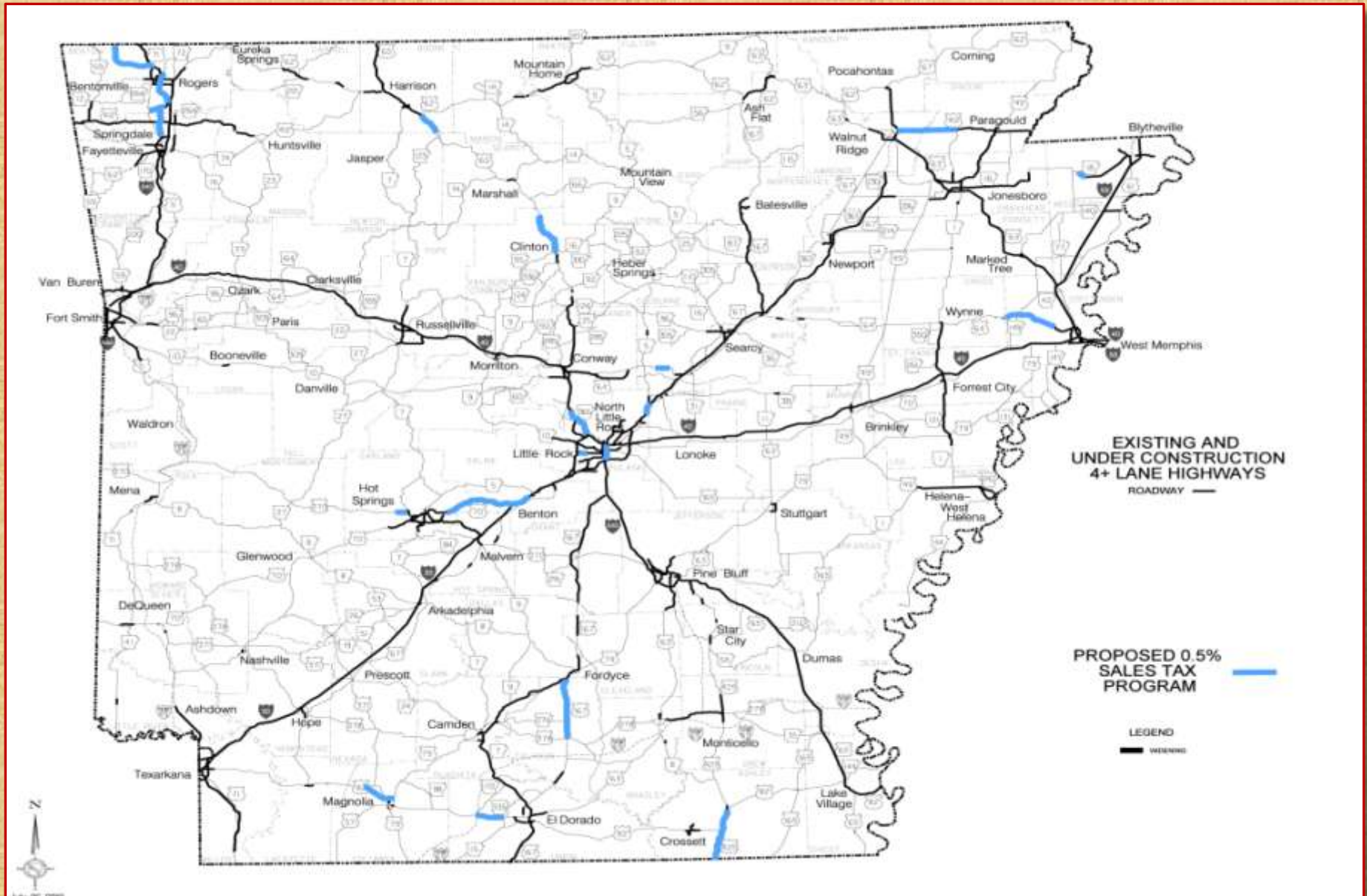
Funded by Issue Number 1

Statewide



Funded by Issue Number 1

Statewide



Benefits of Issue Number 1



Completion of widening between Fayetteville and Bentonville



Completion of initial two lanes of the ultimate four lanes of the Bella Vista Bypass



Completion of widening to six lanes between Conway and North Little Rock



'Everybody Benefits...'

Cities & Counties Will Split Nearly \$700 Million



Sebastian County

	<u>Annual</u>	<u>10-Year Total</u>
County Turnback	\$ 755,518	\$ 7,555,180
City Turnback		
Barling	\$ 82,808	\$ 828,084
Bonanza	\$ 10,242	\$ 102,419
Central City	\$ 8,942	\$ 89,417
Fort Smith	\$ 1,535,562	\$ 15,355,617
Greenwood	\$ 159,454	\$ 1,594,538
Hackett	\$ 14,463	\$ 144,634
Hartford	\$ 11,435	\$ 114,354
Huntington	\$ 11,311	\$ 113,107
Lavaca	\$ 40,772	\$ 407,719
Midland	\$ 5,789	\$ 57,889
City and County Turnback Total	\$ 2,636,296	\$ 26,362,956

Crawford County

	<u>Annual</u>	<u>10-Year Total</u>
County Turnback	\$ 569,904	\$ 5,699,041
City Turnback		
Alma	\$ 96,524	\$ 965,237
Cedarville	\$ 24,830	\$ 248,300
Chester	\$ 2,832	\$ 28,321
Dyer	\$ 15,603	\$ 156,034
Kibler	\$ 17,117	\$ 171,174
Mountainburg	\$ 11,239	\$ 112,394
Mulberry	\$ 29,479	\$ 294,790
Rudy	\$ 1,087	\$ 10,865
Van Buren	\$ 405,955	\$ 4,059,551
City and County Turnback Total	\$ 1,174,571	\$ 11,745,709

‘Everybody Benefits...’

**Revenue Will
Free Up Money
for Other Projects
Across the State**



How Can We...

- **Build Four-Lanes**
- **Improve County Roads & City Streets**
- **Support 40,000 Jobs**
- **Free Up Money for Area Projects**


**...Without Raising Taxes
on
Groceries, Medicine or Gas?**

Vote

FOR

Issue Number 1

**on
November 6th**





ArkansasHighways.com

