

ARKANSAS STATE HIGHWAY AND TRANSPORTATION DEPARTMENT



American Society of Civil Engineers

• Arkansas Section

October 18, 2012

Challenges

- **12th** largest system in the country
 - **43rd** in highway revenue per mile.
-
- **\$23 billion** in needs
 - **\$4 billion** in available revenue



How We Compare

Highway Mileage

- Arkansas 16,382 miles
- Illinois 16,161 miles
- California 15,225 miles
- New York 15,033 miles
- Tennessee 13,793 miles
- Florida 12,084 miles



How We Compare

Revenue Per Mile

| | | |
|--------------|--------------|-----------|
| • Arkansas | 16,382 miles | \$58,536 |
| • Illinois | 16,161 miles | \$252,000 |
| • California | 15,225 miles | \$682,000 |
| • New York | 15,033 miles | \$237,000 |
| • Tennessee | 13,793 miles | \$108,000 |
| • Florida | 12,084 miles | \$694,532 |

How We Compare

Administrative Cost Per Mile

| | | |
|--------------|--------------|-----------|
| • Arkansas | 16,382 miles | \$1,821 |
| • Illinois | 16,161 miles | \$8,830 |
| • California | 15,225 miles | \$109,417 |
| • New York | 15,033 miles | \$84,062 |
| • Tennessee | 13,793 miles | \$11,905 |
| • Florida | 12,084 miles | \$16,985 |

Employment Levels

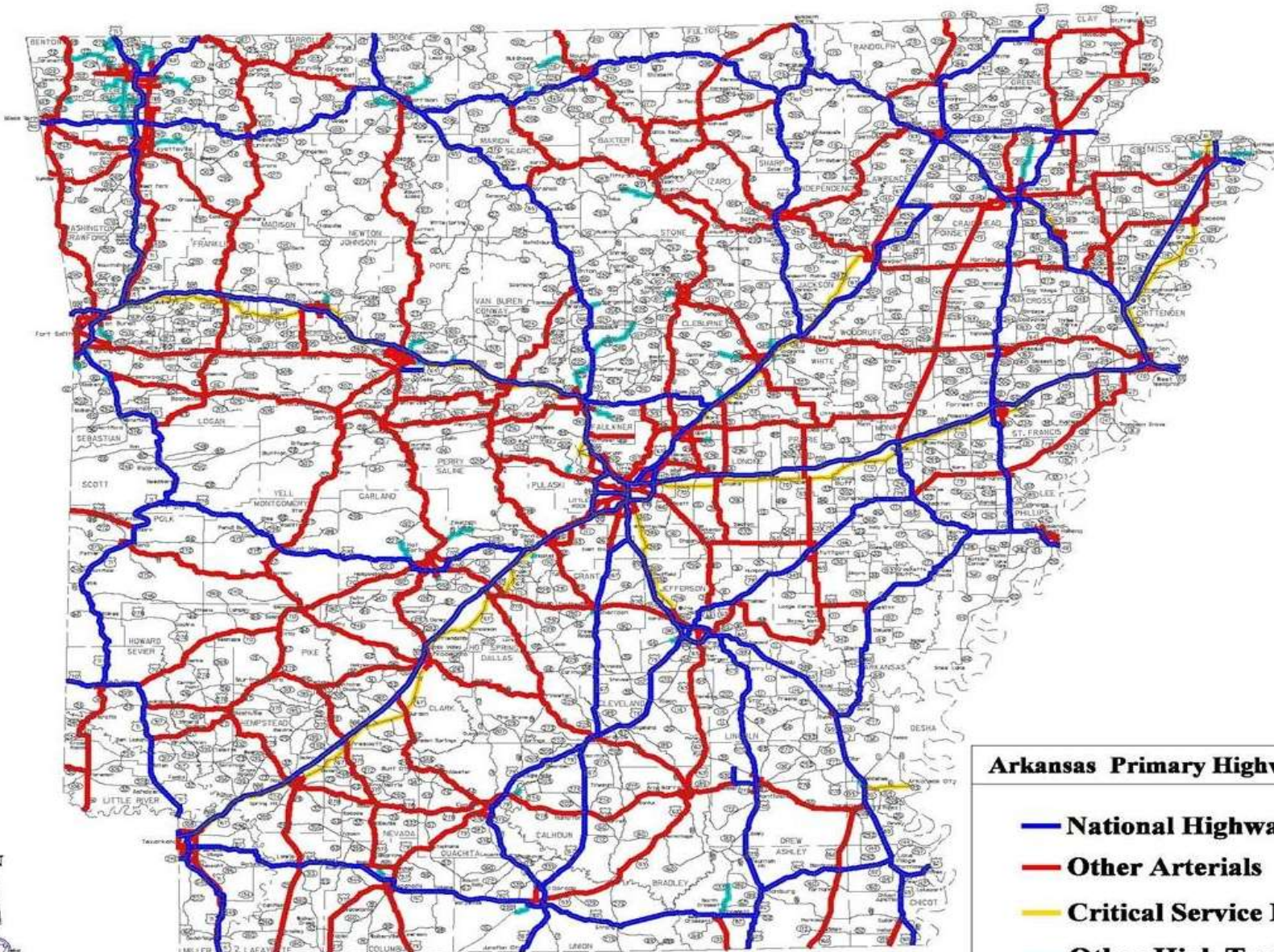
➤ 1992: 4,016

➤ 2012: 3,577

➤ 1965: 3,620



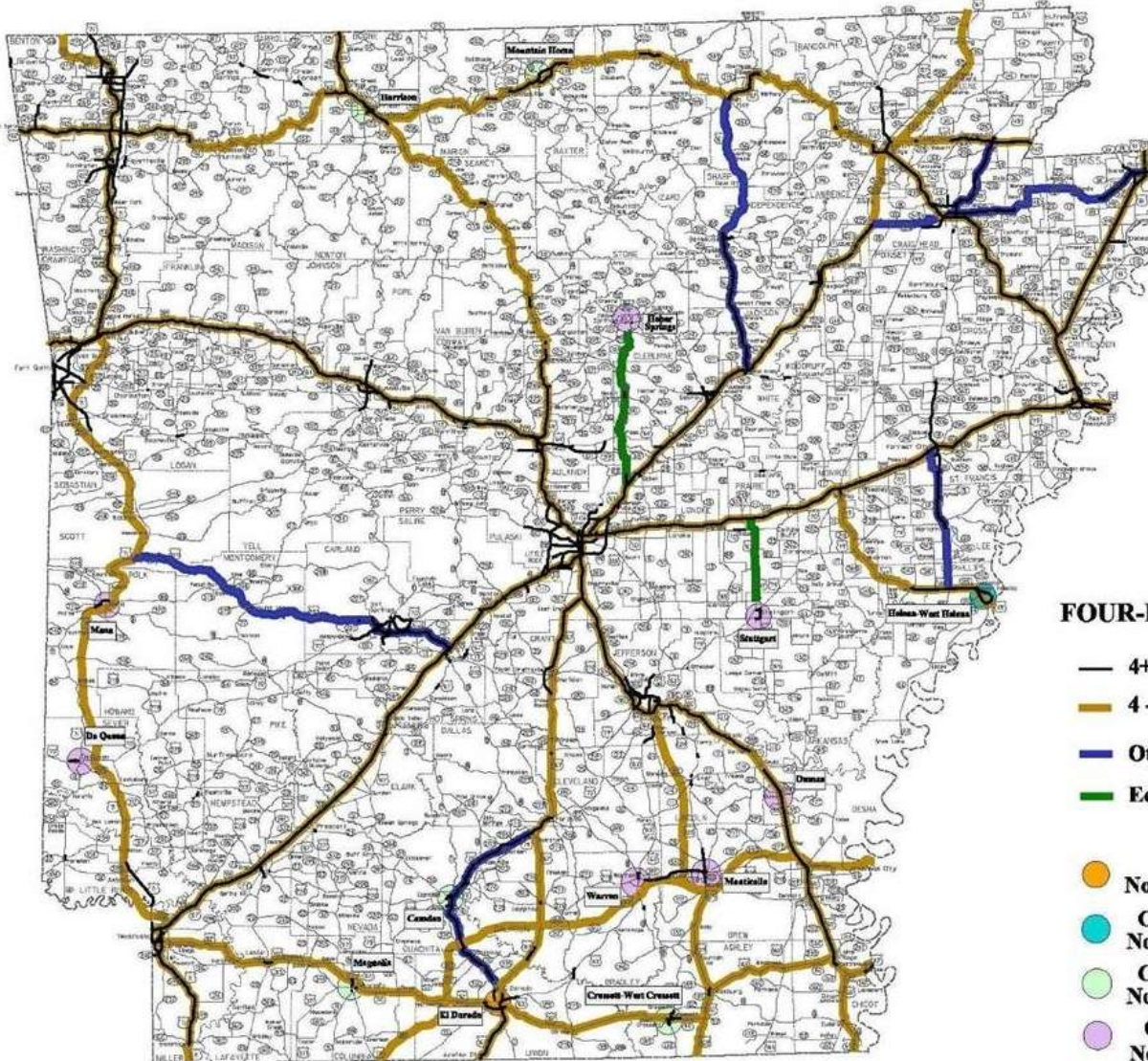
Arkansas Primary Highway Network



Arkansas Primary Highway Network

- National Highway System**
- Other Arterials**
- Critical Service Routes**
- Other High Traffic Routes**

4-Lane Highway System



| | |
|-----------------------|----------------------|
| 4-Lane Grid | \$7.8 billion |
| Regional Connectors | \$0.6 billion |
| Econ. Dev. Connectors | \$0.3 billion |
| TOTAL | \$8.7 billion |

FOUR-LANE GRID SYSTEM

- 4+ Lane (Through 2010)
- 4 - Lane Grid System
- Other Regional Connections
- Economic Development Connections
- Cities > 20,000 Not Connected by 4-Lane
- Cities 15,000 to 20,000 Not Connected by 4-Lane
- Cities 10,000 to 15,000 Not Connected by 4-Lane
- Cities 5,000 to 10,000 Not Connected by 4-Lane



**Per-Gallon Tax is the Primary Funding Source
for Highways**



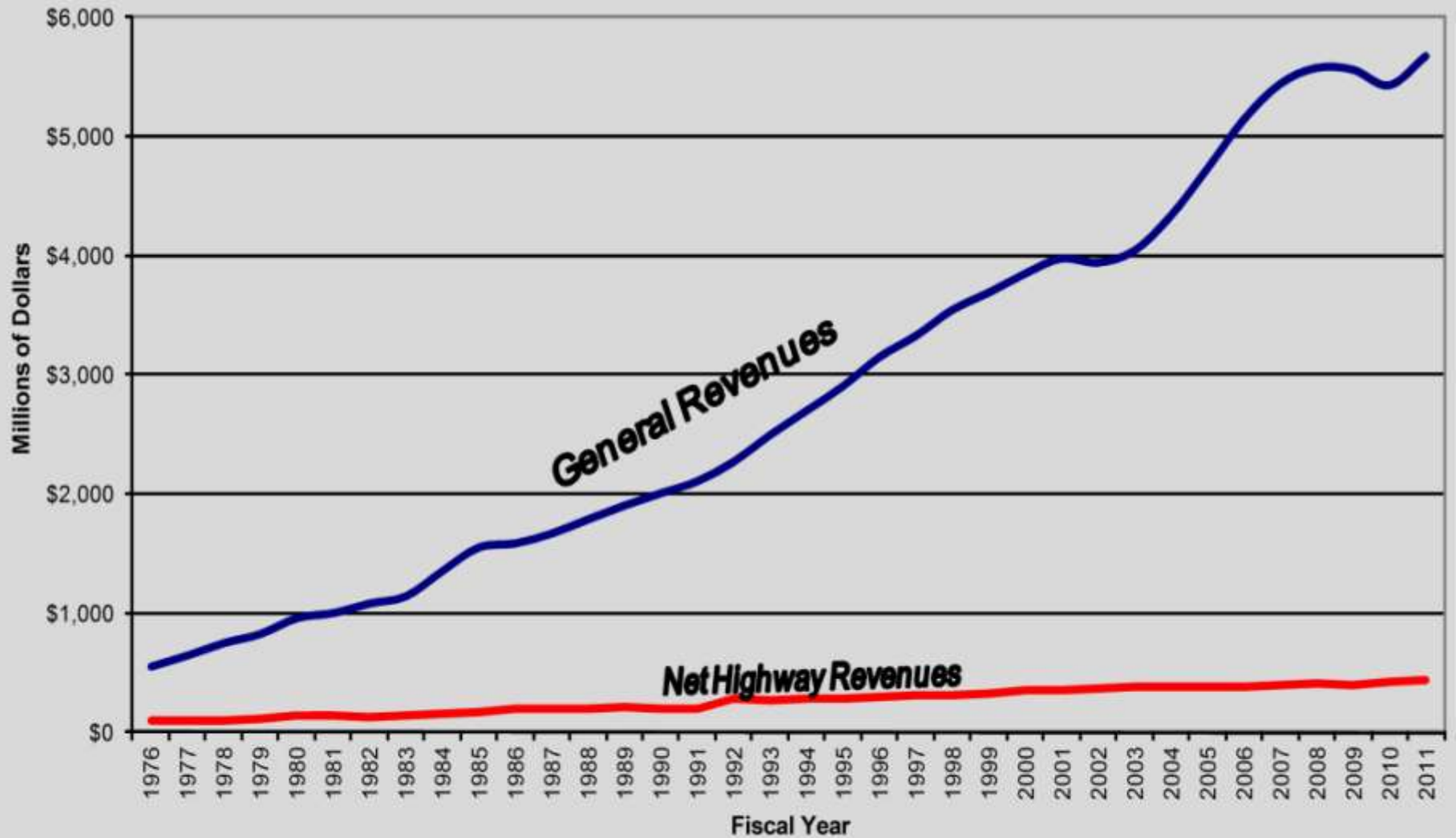
Fuel Consumption is Declining



Highway Revenues From Fuel are Declining



State General Revenues vs. Gross State Highway Revenues

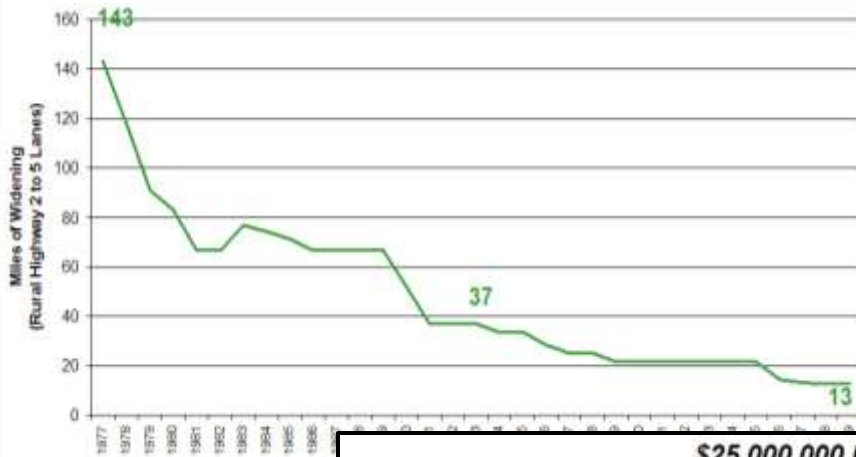


— ARKANSAS STATE GENERAL REVENUES — AHTD NET HIGHWAY REVENUES

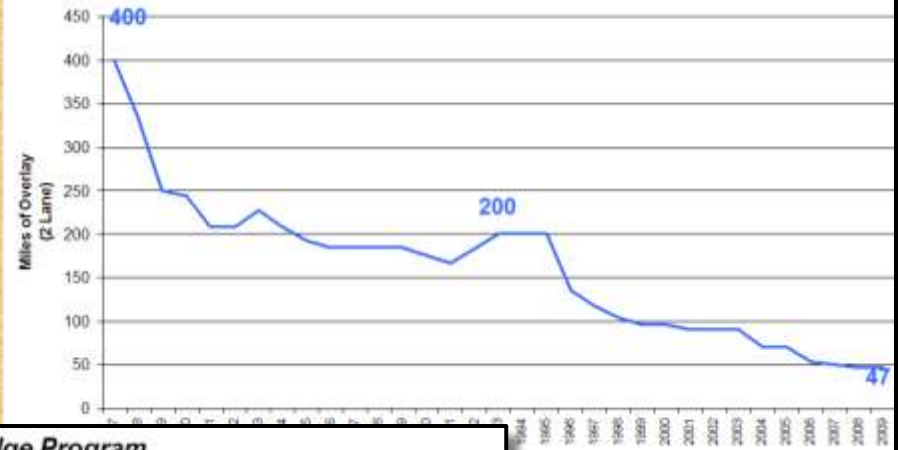
Excludes County & City aid funds
Prepared by: Planning and Research 1/24/2012

Challenges

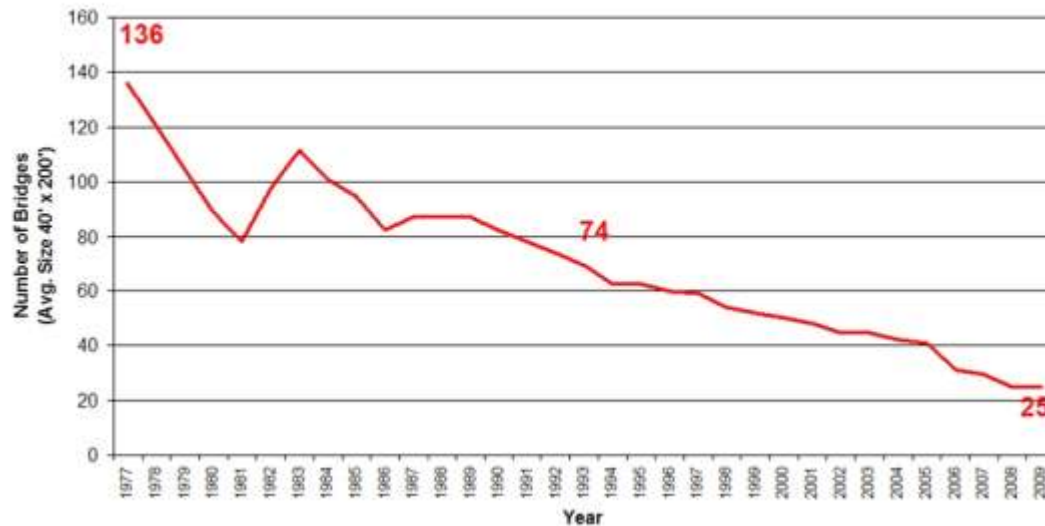
\$100,000,000 Widening Program



\$10,000,000 Overlay Program



\$25,000,000 Bridge Program



“In the middle of difficulty lies opportunity.”

-Albert Einstein
Theoretical Physicist



Interstate Rehabilitation Program

1999

50 Projects | 360 Total Miles | \$1.0 Billion

Interstate Condition Improved From 21% 'Good' to 72%

2011

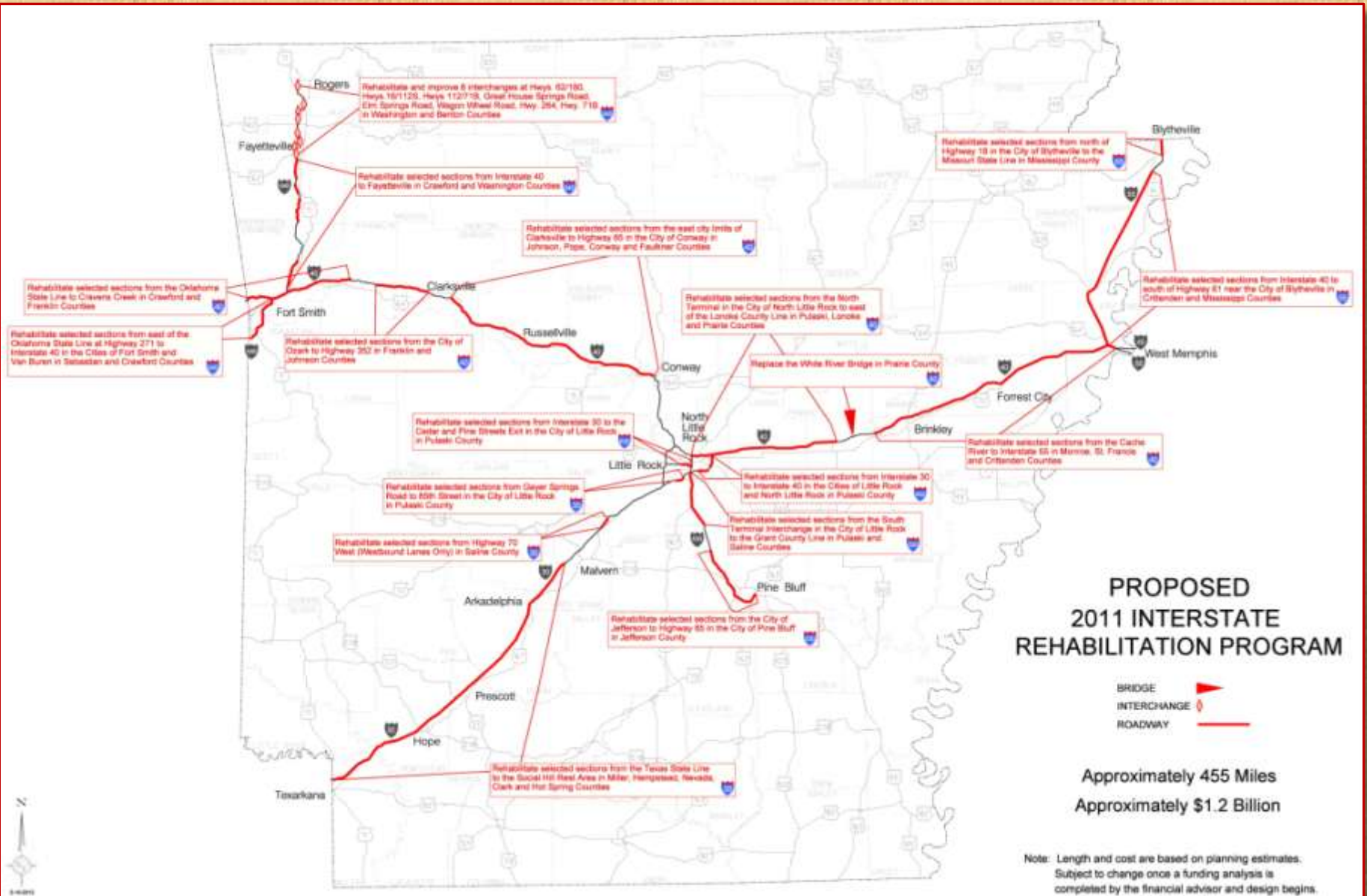
Passed With 81% of Vote

75 +/- Projects | 455 Total Miles | \$1.2 Billion

First Contracts to be Awarded in November 2012



Interstate Rehabilitation Program



November 6th

Issue Number 1

"Everybody Benefits..."



Issue Number 1

- November 6, 2012 Election Ballot
- **Temporary** Increase
- **Does Not Apply** to Groceries, Medicine & Fuel
- \$230M Annually (\$160M/**\$35M/\$35M**)
- **State Aid Street Fund for City Streets**



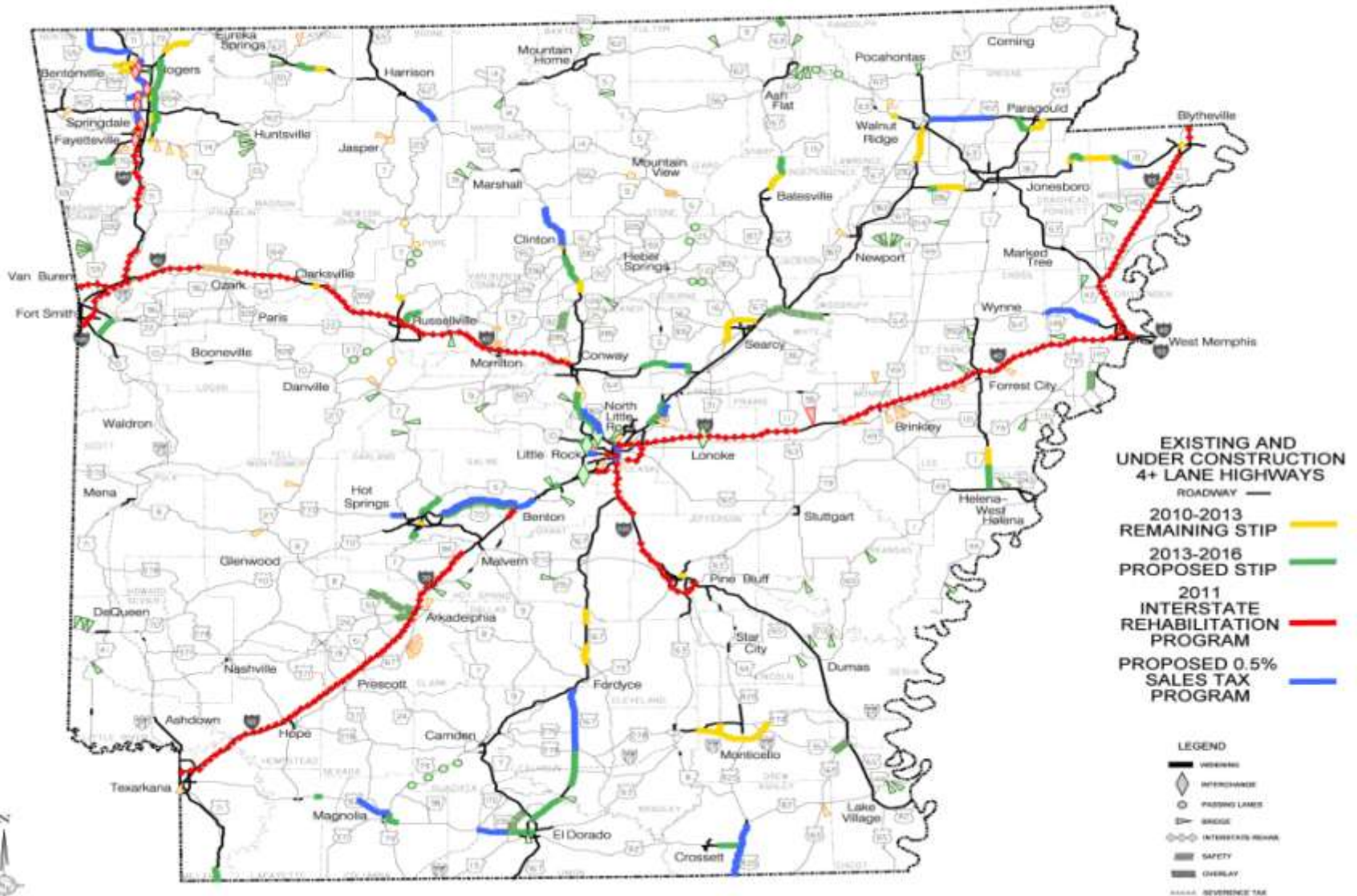
Issue Number 1

- Bond Debt Retired Over 10 Years
- \$1.3 Billion in General Obligation Bonds
- Tax Expires When the Bonds Are Retired
- Four-Lane Highways
- \$1.8 Billion Program Supports 40,000 Jobs



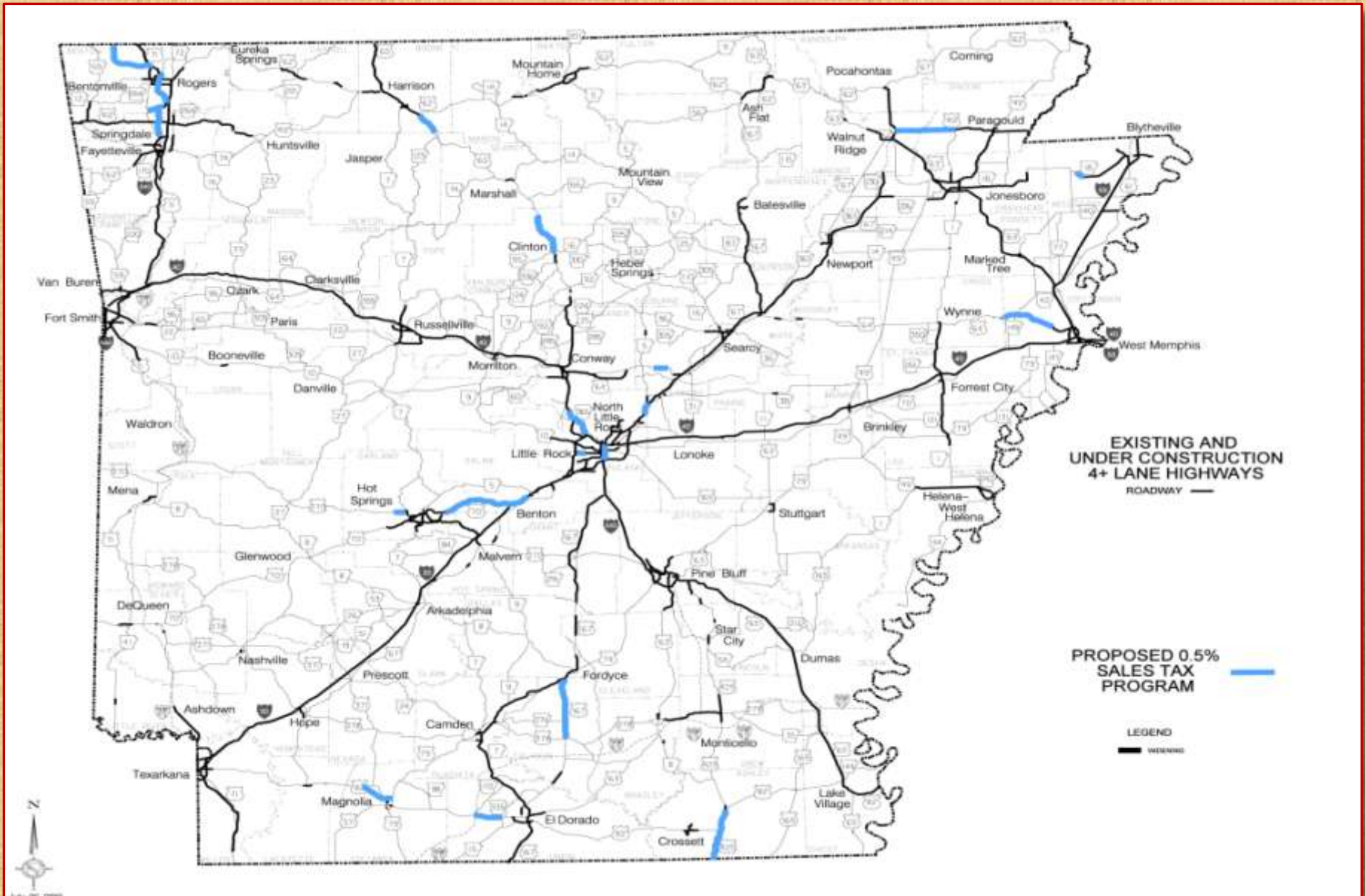
Funded by Issue Number 1

Statewide



Funded by Issue Number 1

Statewide




'Everybody Benefits...'

Cities & Counties Will Split Nearly **\$700 Million**

Pulaski County

| | <u>Annual</u> | <u>10-Year Total</u> |
|---|---------------------|----------------------|
| County Turnback | \$ 2,034,383 | \$ 20,343,831 |
| City Turnback | | |
| Alexander | \$ 51,673 | \$ 516,728 |
| Cammack Village | \$ 13,680 | \$ 136,797 |
| Jacksonville | \$ 505,222 | \$ 5,052,219 |
| Little Rock | \$ 3,447,065 | \$ 34,470,652 |
| Maumelle | \$ 305,709 | \$ 3,057,088 |
| North Little Rock | \$ 1,109,764 | \$ 11,097,639 |
| Sherwood | \$ 525,866 | \$ 5,258,661 |
| Wrightsville | \$ 37,655 | \$ 376,547 |
| City and County Turnback Total | \$ 8,031,016 | \$ 80,310,162 |



‘Everybody Benefits...’

**Revenue Will
Free Up Money
for Other Projects
Across the State**





ArkansasHighways.com





ArkansasHighways.com





ArkansasHighways.com

