

Arkansas State Highway and Transportation Department



Crossett Rotary Club
Thursday, May 21, 2015





2011



INTERSTATE
REHABILITATION
PROGRAM

IRP



2012



CONNECTING
ARKANSAS
PROGRAM

CAP



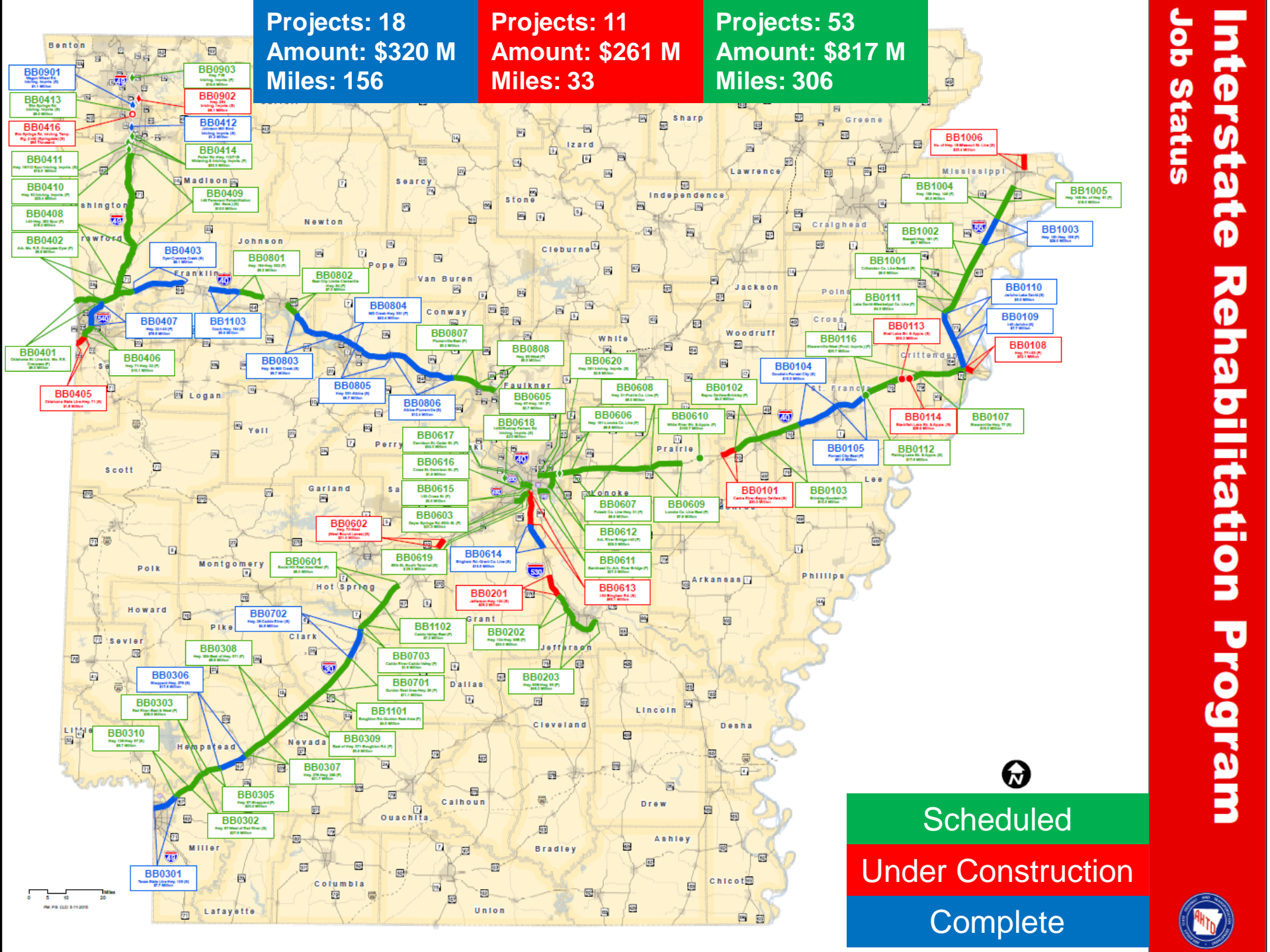
Projects: 18
Amount: \$320 M
Miles: 156

Projects: 11
Amount: \$261 M
Miles: 33

Projects: 53
Amount: \$817 M
Miles: 306

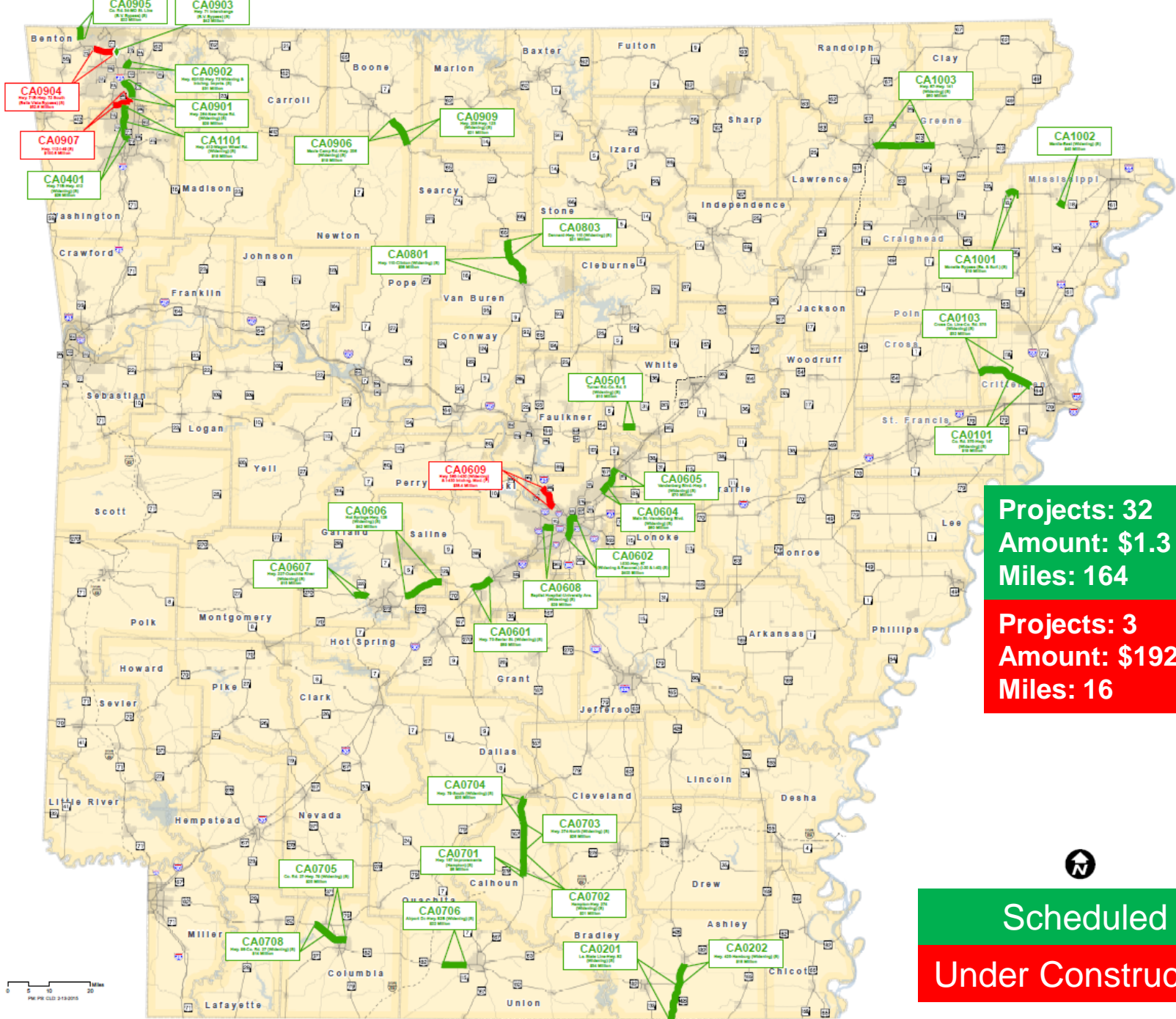
Interstate Rehabilitation Program

Job Status



Connecting Arkansas Program

Job Status



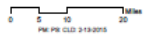
Projects: 32
Amount: \$1.3 B
Miles: 164

Projects: 3
Amount: \$192 M
Miles: 16



Scheduled

Under Construction





Turnback Funds
for cities and counties.





Highway Revenue Division

70/15/15 Formula

- ✓ **70% Arkansas Highway & Transportation Dept**
- ✓ **15% Arkansas Counties**
- ✓ **15% Arkansas Cities**



Highway Revenue

**\$700 million for Local
Improvements**

- ✓ **\$350 million for *county roads***
- ✓ **\$350 million for *city streets***





Turnback Funds

County by County

| County | Ten Year Cumulative |
|--------|---------------------|
| Ashley | \$4,639,691 |
| Chicot | \$3,270,939 |
| Drew | \$4,141,908 |






Turnback Funds

City by City

| City | Ten Year Cumulative |
|---------------|---------------------|
| Crossett | \$4,546,132 |
| Fountain Hill | \$113,291 |
| Hamburg | \$1,849,611 |
| Montrose | \$229,175 |
| Parkdale | \$179,329 |
| Portland | \$278,352 |
| Wilmot | \$356,066 |



Needs vs. *Revenue*

 CONNECTING
ARKANSAS
PROGRAM
CAP = 180 miles

 INTERSTATE
REHABILITATION
PROGRAM
IRP = 450 miles

Needs vs. *Revenue*



+



Total = 630 miles

3.8%



Widening

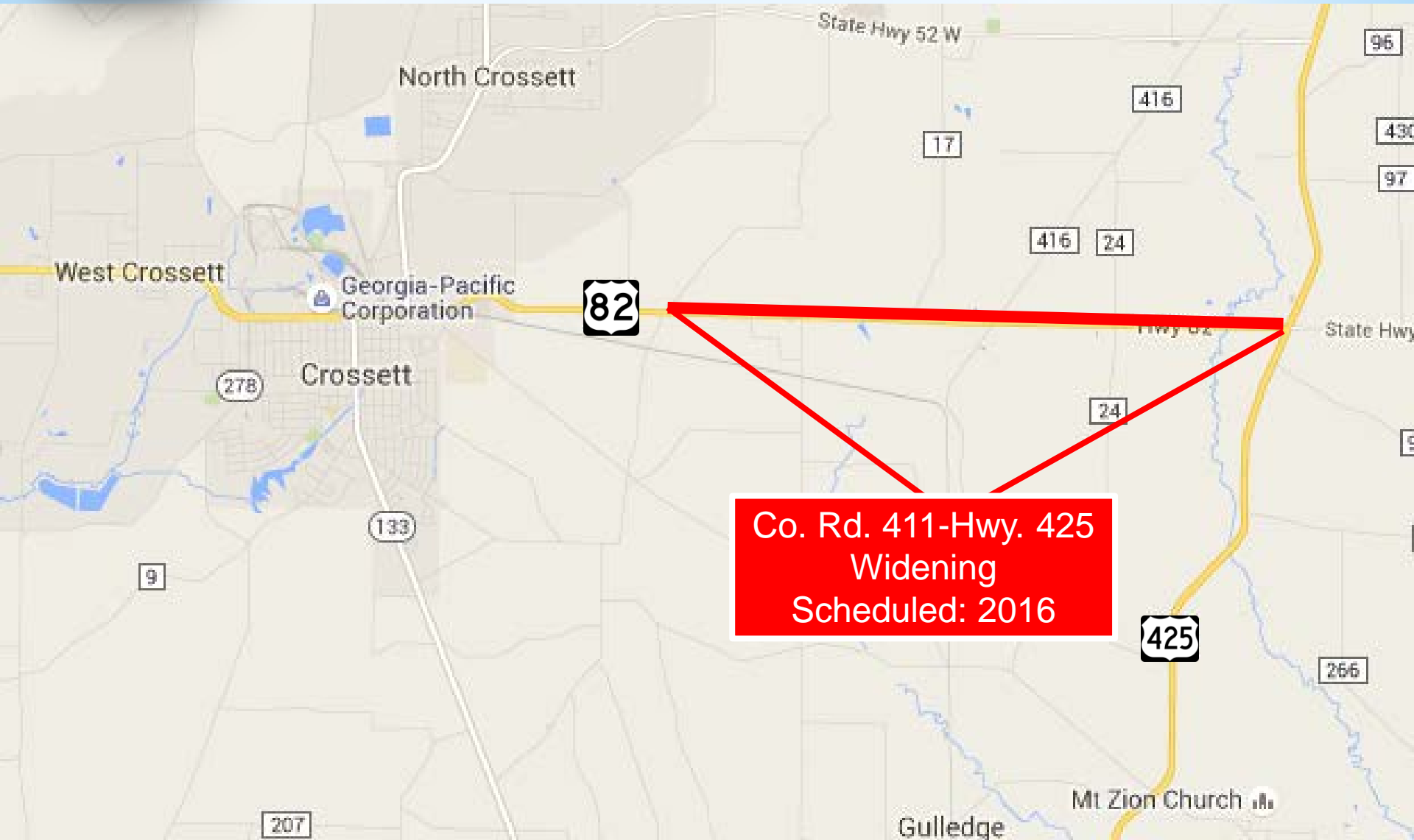
4 Lanes with 11' Painted Median





Widening

4 Lanes with 11' Painted Median



LEGISLATION

Moving Ahead for Progress in the 21st Century

(MAP-21) Expired September 30, 2014

Highway and Transportation Funding Act of 2014

Expires May 31, 2015

Cromnibus

Expires September 30, 2015

**10 Days
Remaining
Until May 31st**

LEGISLATION

GROW AMERICA Act 2.0

Secretary Foxx
announces proposal

\$478 Billion Investment
over 6 Years

Funding Source



LEGISLATION

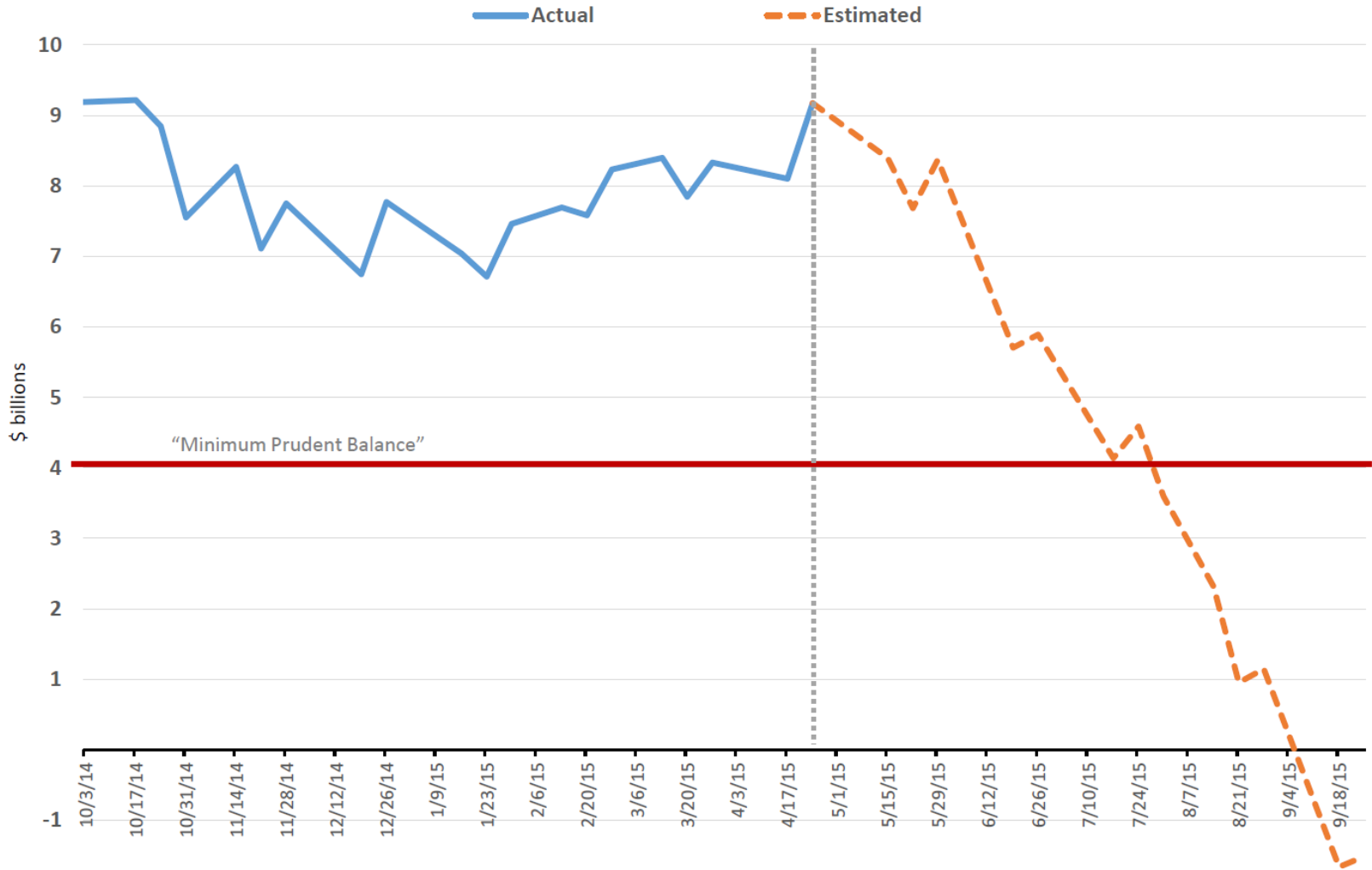
GROW AMERICA Act 2.0

Congressional Response
Funding Solutions

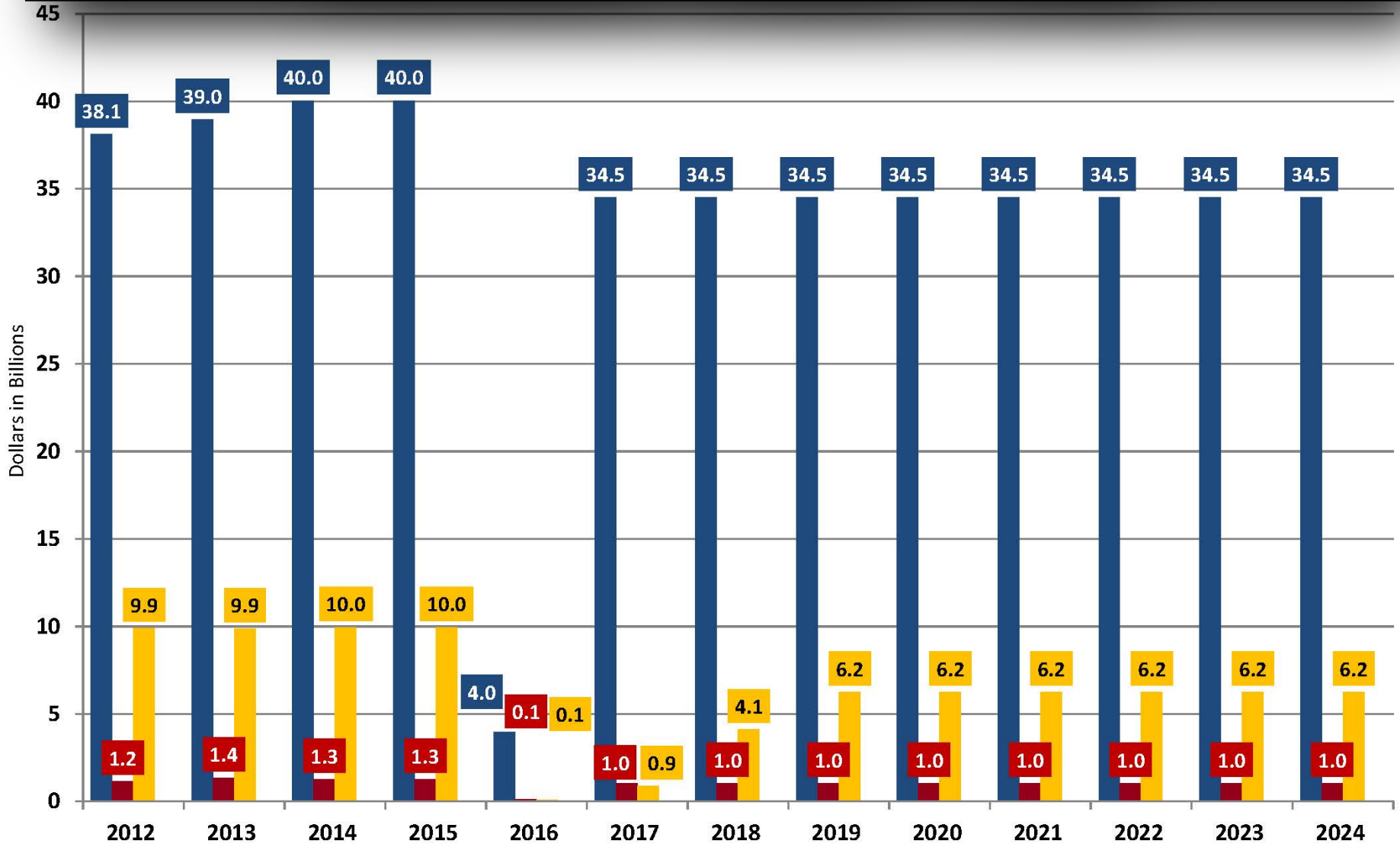


HIGHWAY TRUST FUND

FEDERAL HIGHWAY TRUST FUND
HIGHWAY ACCOUNT WEEKLY BALANCE AS OF APRIL 24, 2015

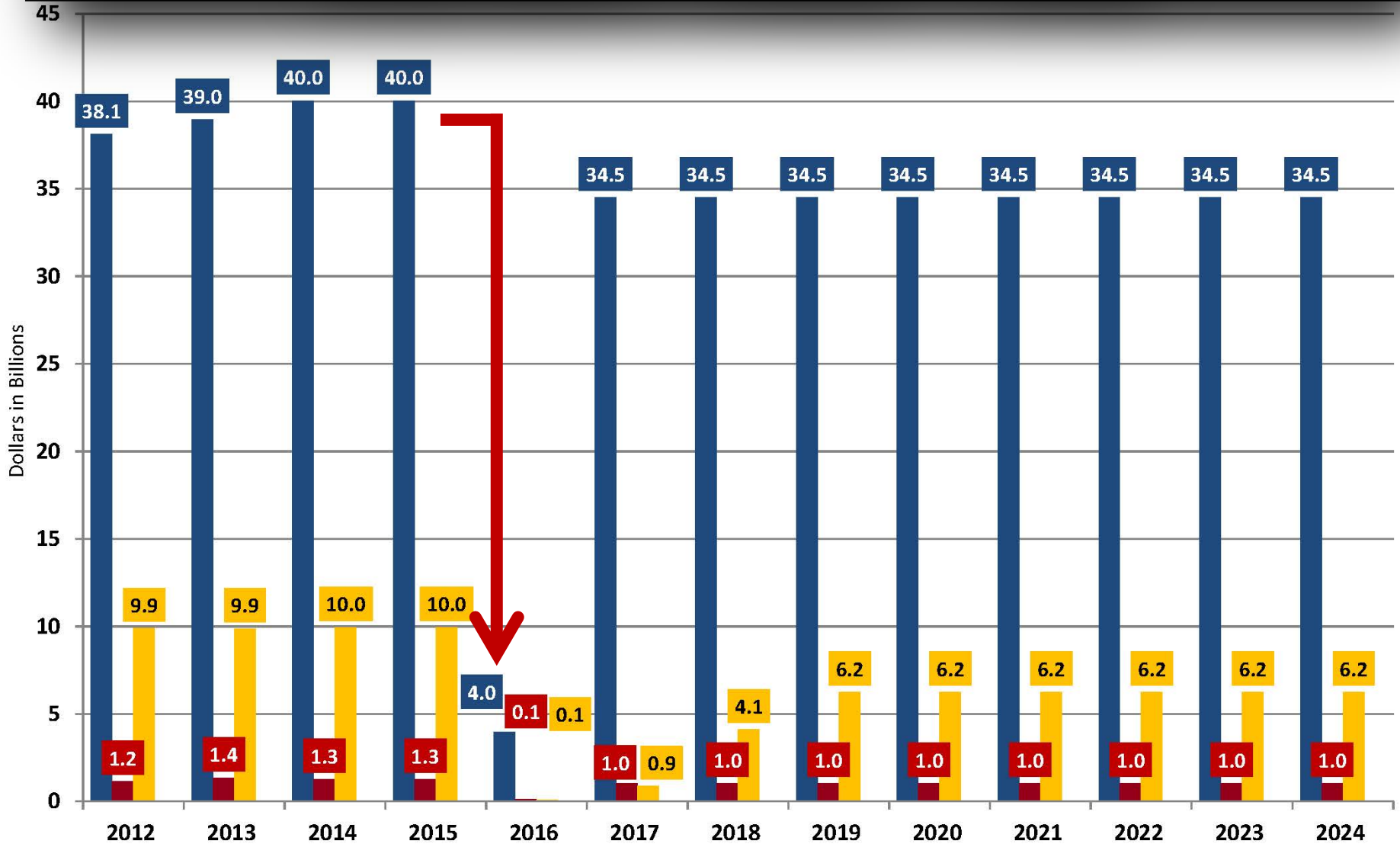


HIGHWAY TRUST FUND



This scenario assumes: 1. Additional deposit of \$6.429 billion into Highway Trust Fund in FY 2015 (\$5.414 billion to Highway Account; \$1.015 billion to Mass Transit Account); 2. Minimum prudence balance of \$4 billion for Highway Account and \$1 billion for Mass Transit Account maintained in all years, and; 3. Highway-to-Transit flex and highway safety obligations suspended in FY 2015.

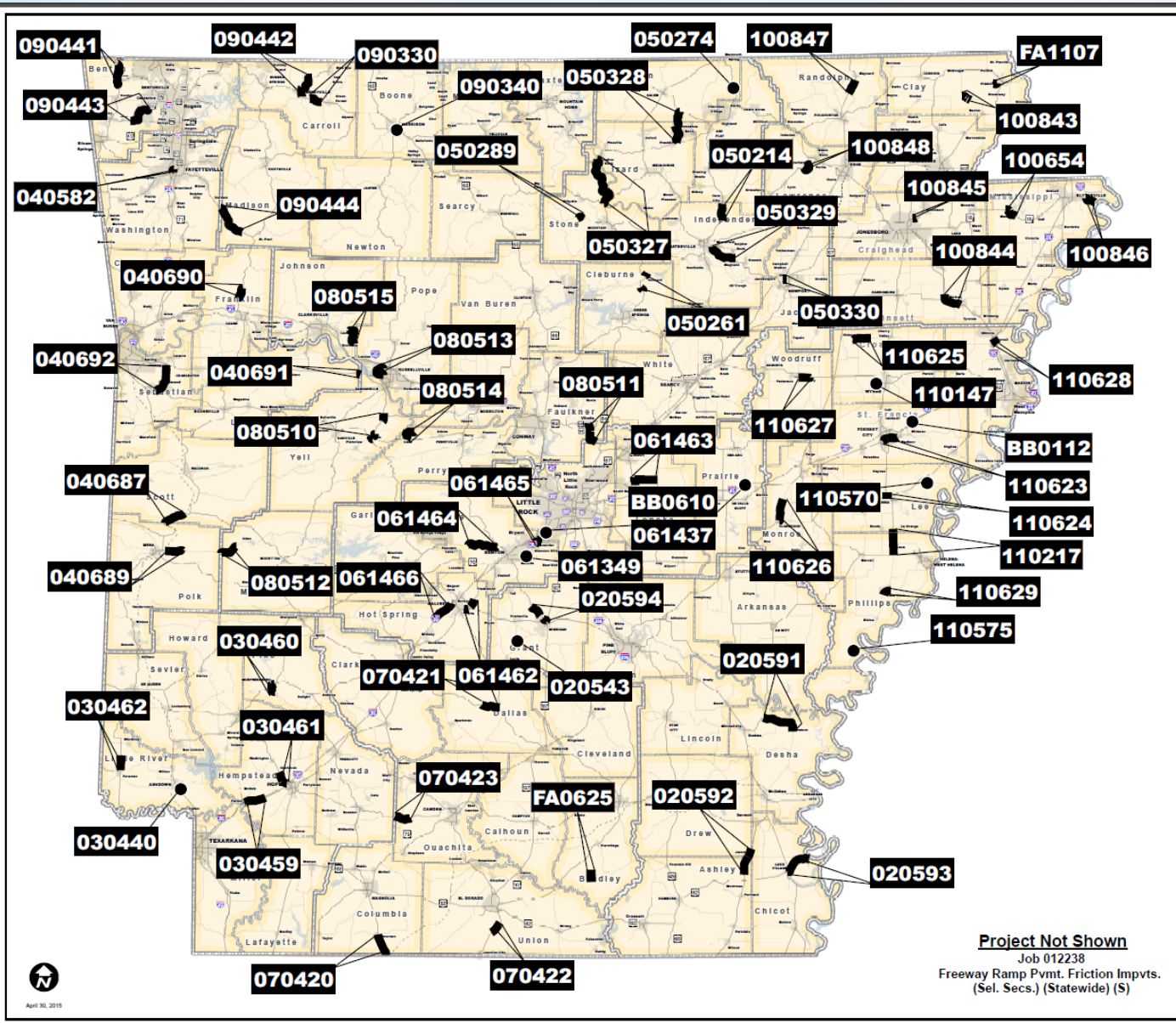
HIGHWAY TRUST FUND



This scenario assumes: 1. Additional deposit of \$6.429 billion into Highway Trust Fund in FY 2015 (\$5.414 billion to Highway Account; \$1.015 billion to Mass Transit Account); 2. Minimum prudence balance of \$4 billion for Highway Account and \$1 billion for Mass Transit Account maintained in all years, and; 3. Highway-to-Transit flex and highway safety obligations suspended in FY 2015.

Impacts to Arkansas

2015 Bid Lettings
Projects Removed

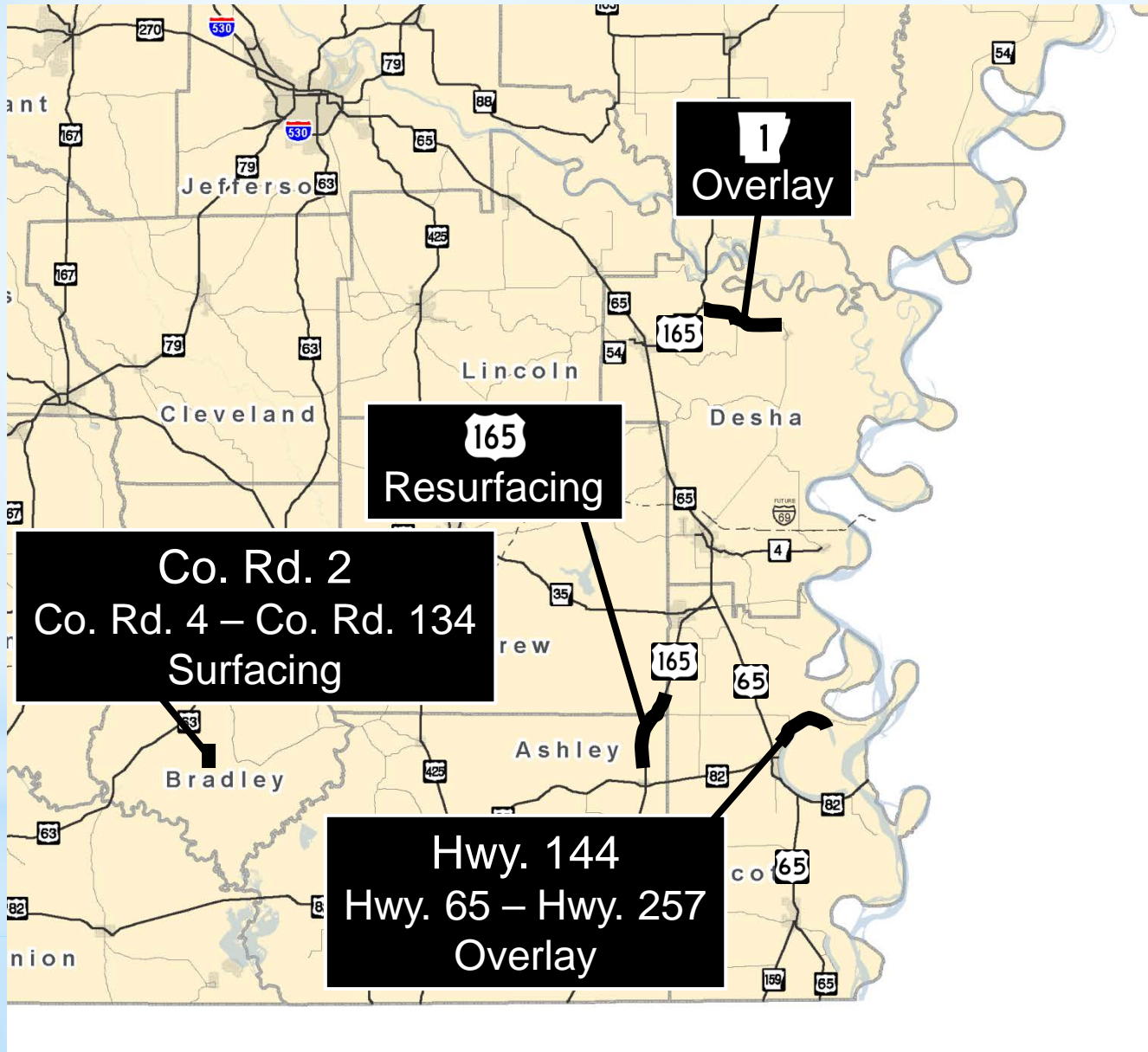


Project Not Shown
Job 012238
Freeway Ramp Pvmnt. Friction Impvts.
(Sel. Secs.) (Statewide) (S)



April 30, 2015

Impacts to SE Arkansas




2015 Bid Lettings
Projects Removed

Impacts to Arkansas

2015

70 Projects Removed
\$282 million



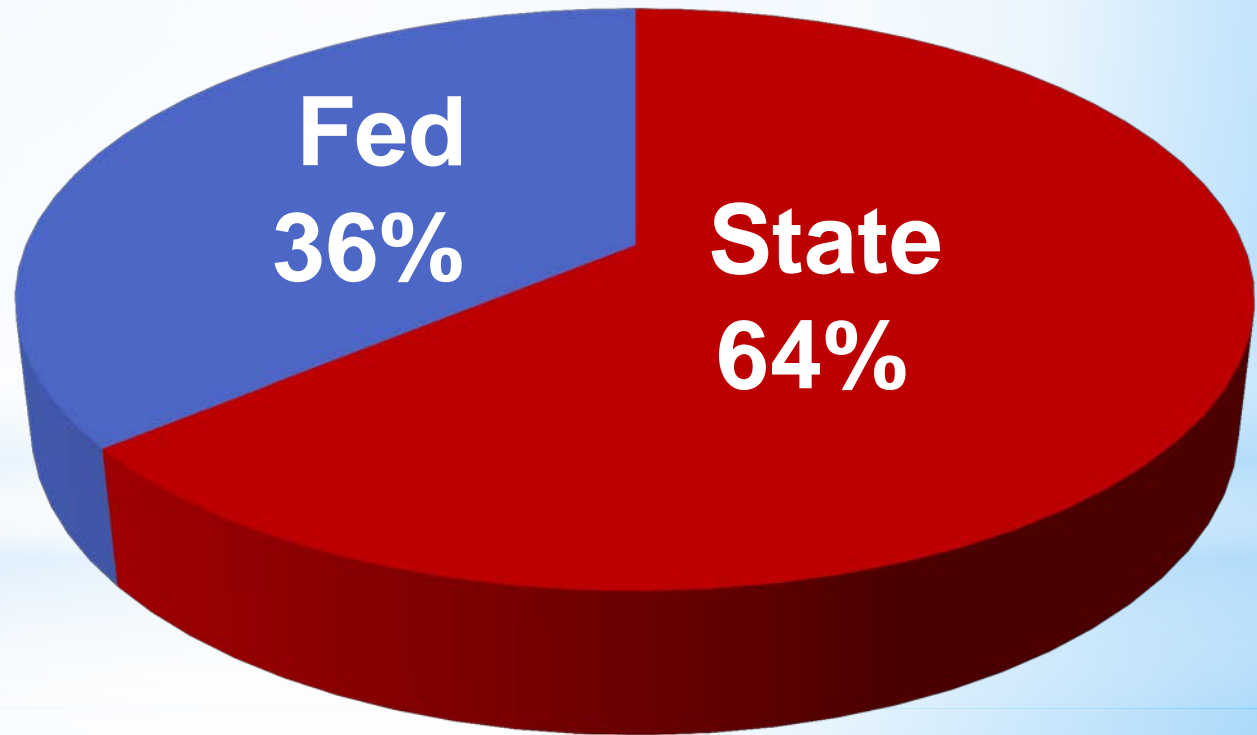
POTENTIAL
RISK

FFY 2015
120 Projects
\$490 Million

FFY 2016
130 Projects
\$520 Million

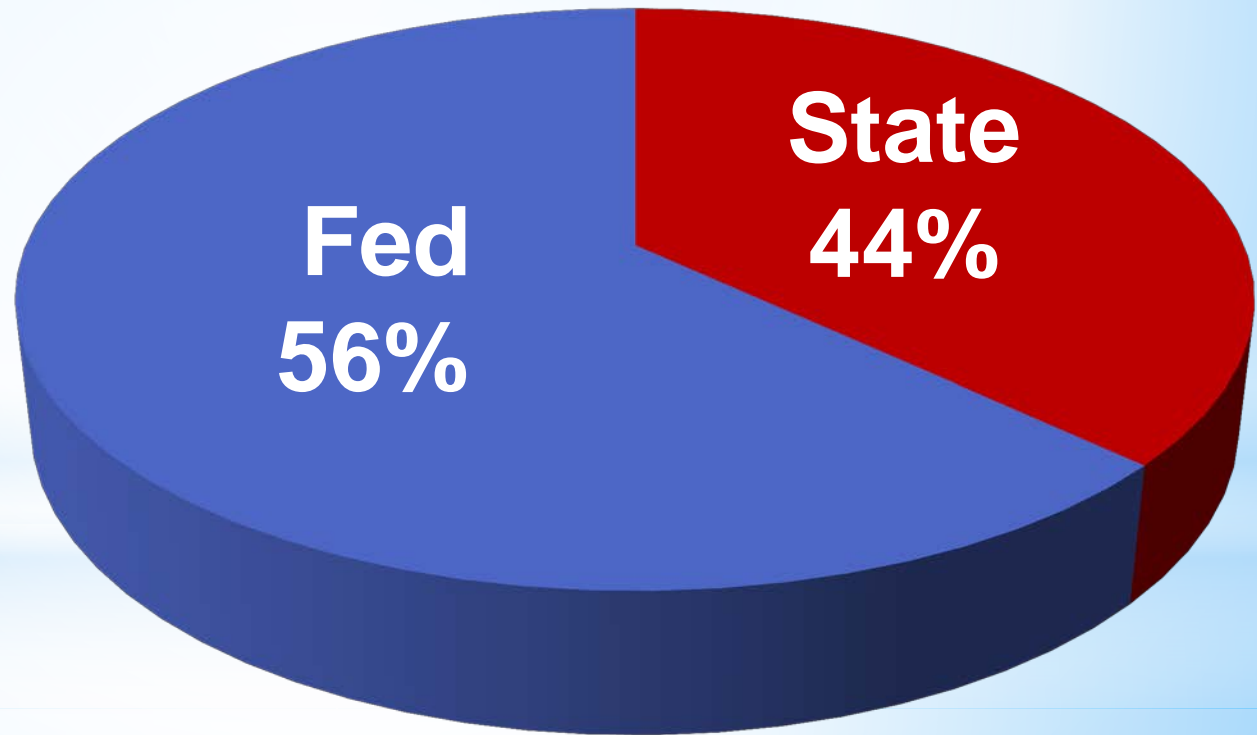
1993

Hwy. Funding Breakdown

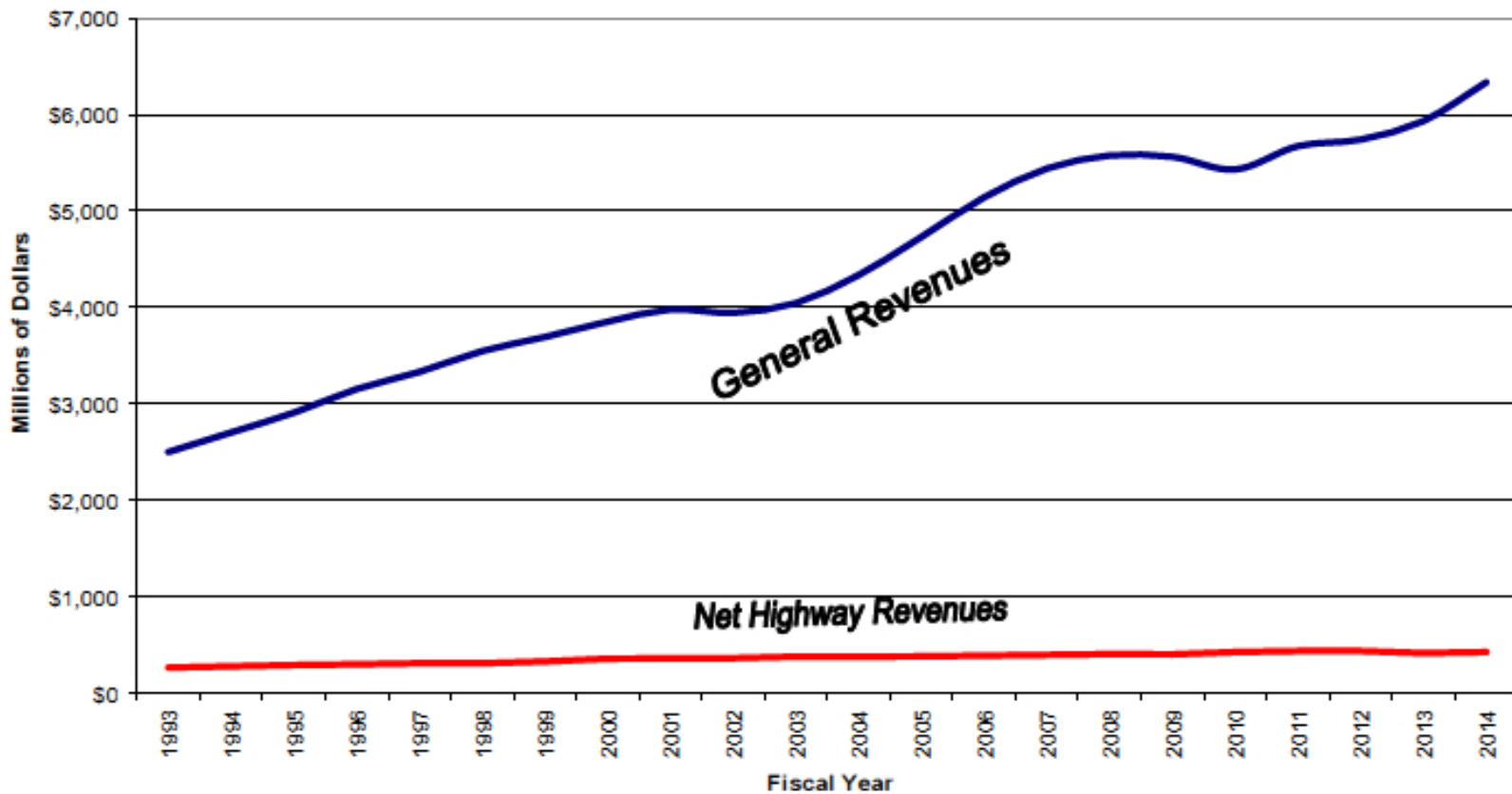


2014

Hwy. Funding Breakdown



State General Revenue vs. AHTD Net Highway Revenue



General Revenue




Net Highway Revenue





Arkansas Travel Trends

2007-2014

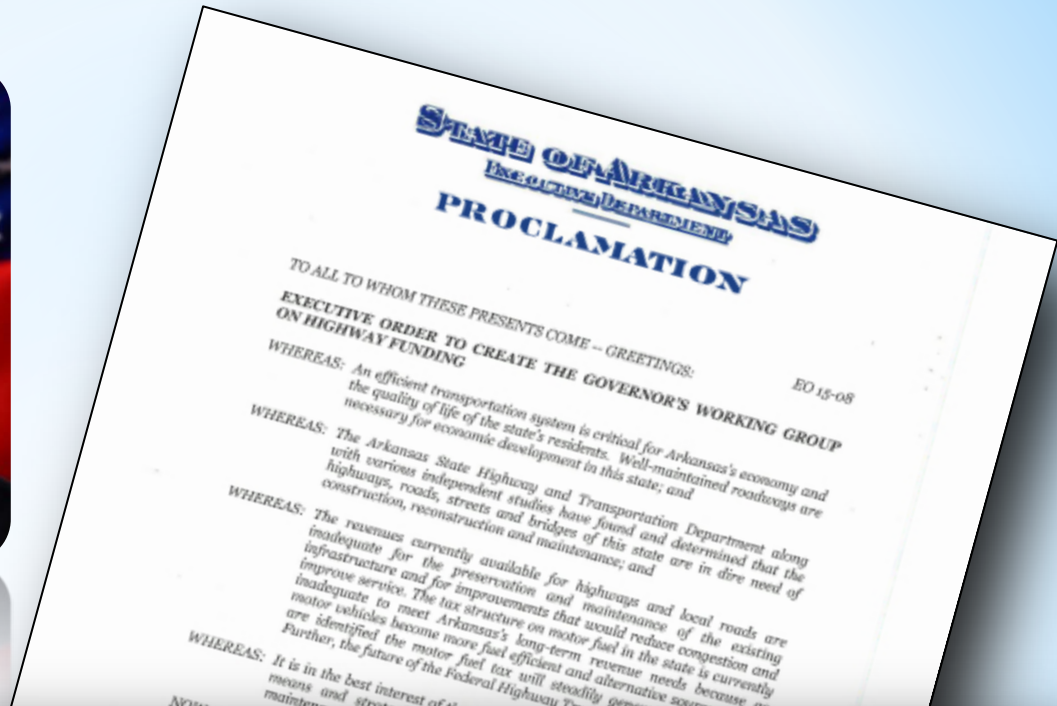
| | 2007 | 2014 | Difference |
|--------------------------|---------------|---------------|--|
| Gas & diesel Consumption | 2.095 billion | 1.980 billion |  115 million |
| Gas & diesel Revenue | \$454 million | \$392 million |  \$62 million |
| Miles Traveled | 32.4 billion | 33.8 billion |  1.4 billion |

Revenue Bill

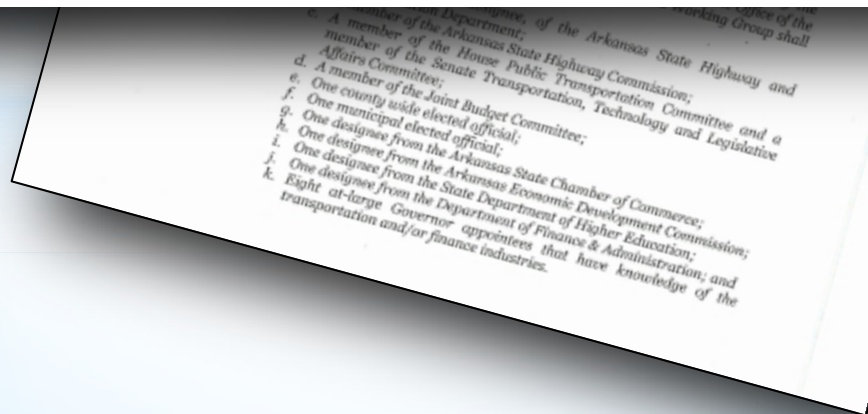
X 2013

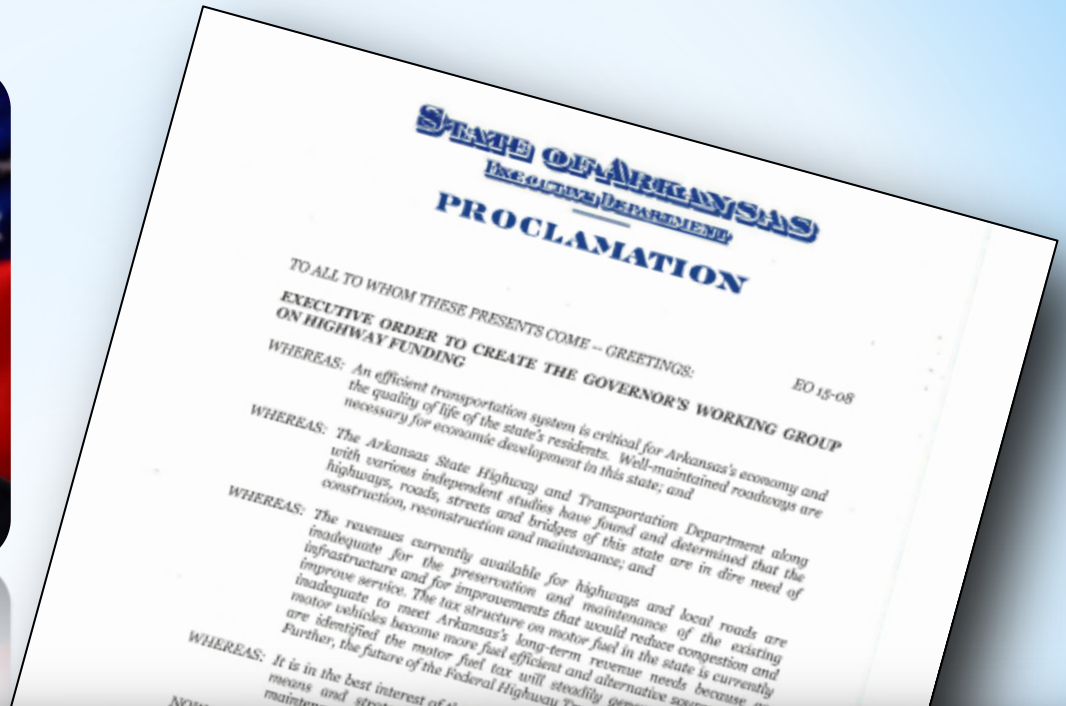
X 2015






“An efficient transportation system is critical for Arkansas’ economy and the quality of life of the state’s residents.”





“The revenues currently available for highways and local roads are inadequate for the preservation and maintenance of the existing infrastructure and for improvements that would reduce congestion and improve service.”



Task Force Participants

| Name | Title |
|------------------|-------------------------|
| Duncan Baird | Budget Director |
| Scott Bennett | AHTD Director |
| Robin Bowen | Prof. of Rehab Science |
| Andy Davis | State Rep.- Little Rock |
| Dan Douglas | State Rep.- Bentonville |
| Craig Douglass | Arkansas Good Roads |
| Alec Farmer | AHTD Commission |
| Prissy Hickerson | State Rep.-Texarkana |
| Jerry Holmes | Cleburne Co. Judge |
| Scott McGeorge | Material Supplier |

| Name | Title |
|------------------|------------------------|
| Shannon Newton | Ar Trucking Assoc. |
| Harold Perrin | Jonesboro Mayor |
| Brett Powell | ADHE Director |
| Bill Sample | State Sen- Hot Springs |
| Frank Scott | AHTD Commissioner |
| Philip Taldo | Griffin Realtors |
| Larry Walther | DFA |
| Guy Washburn | Asphalt Pav. Assoc. |
| Jackson Williams | Attorney |
| Randy Zook | State Chamber |



2007 Needs Assessment

- New Location
- Capacity
- System Preservation
- Economic Development Connectors
- Congressionally Designated High Priority Corridors



New Needs Assessment

- **System Preservation** – Pavement and bridges
- **Capacity** – Addresses existing congestion
- **Safety** – Signs, striping, geometric improvements & shoulders
- **Maintenance Needs** – Equipment & facilities, ITS



Summary of Needs

| NEEDS CATEGORY | COST (x \$1 M) |
|----------------------------|-------------------|
| SYSTEM PRESERVATION | |
| Pavement | 3,060 |
| Bridges | 1,102 |
| CAPACITY | 2,880 |
| SAFETY | 700 |
| MAINTENANCE | |
| Equipment | 180 |
| Facilities | 62 |
| ITS | 27 |
| TOTAL | 8,011 |

Summary of Needs vs. Revenue

(2014 Dollars)

| | AMOUNT (x \$1 M) |
|---|---------------------|
| ESTIMATED REVENUE⁽¹⁾ Federal-aid + State | 3,555 |
| TOTAL NEEDS⁽²⁾ Pavement, Bridges, Capacity, Safety, Equipment, Facilities, ITS | 8,011 |
| SHORTFALL | (4,456) |

- (1) Revenue Not Currently Dedicated to Routine Maintenance, Administration and Operations
- (2) Does Not Include Economic Development Connectors or Congressionally-Designated High Priority Corridors

Summary of Remaining Cost

Capital Improvements for Economic Development

| IMPROVEMENT CATEGORY | COST (x \$1 M) |
|--|-------------------|
| Four-Lane Grid System | |
| High Priority Corridors (Future Interstates) | 6,250 |
| High Priority Corridors (Other) | 2,250 |
| Remaining Four-Lane Grid | 2,000 |
| Other Regional Connections | 500 |
| Economic Development Connections | 300 |
| New Location Routes / New or Modified Interchanges | 820 |
| Other Major Widening | 230 |
| TOTAL | 12,350 |

Improvements vs. Revenues

10 Year Projection

| (x \$1 million) | |
|--|--------------------|
| (Revenue and Needs are in 2014 Dollars) | |
| ESTIMATED FEDERAL-AID AND STATE REVENUE | \$ 3,555 |
| NEEDS | AMOUNT |
| PAVEMENT | \$ 3,060 |
| BRIDGES | \$ 1,102 |
| CAPACITY | \$ 2,880 |
| SAFETY | \$ 700 |
| EQUIPMENT | \$ 180 |
| FACILITIES | \$ 62 |
| ITS | \$ 27 |
| SUB-TOTAL | \$ 8,011 |
| CAPITAL IMPROVEMENT | AMOUNT |
| FOUR LANE GRID SYSTEM | \$ 11,300 |
| NEW LOCATION / NEW OR MODIFIED INTERCHANGES | \$ 820 |
| OTHER MAJOR WIDENING | \$ 230 |
| SUB-TOTAL | \$ 12,350 |
| GRAND TOTAL | \$ 20,361 |
| SHORTFALL | \$ (16,806) |



2015 Legislative Session

AHTD Legislative Package Update

Design-Build/Design-Build-Finance and Public-Private Partnerships

✓ PASSED: Act 704 of 2015

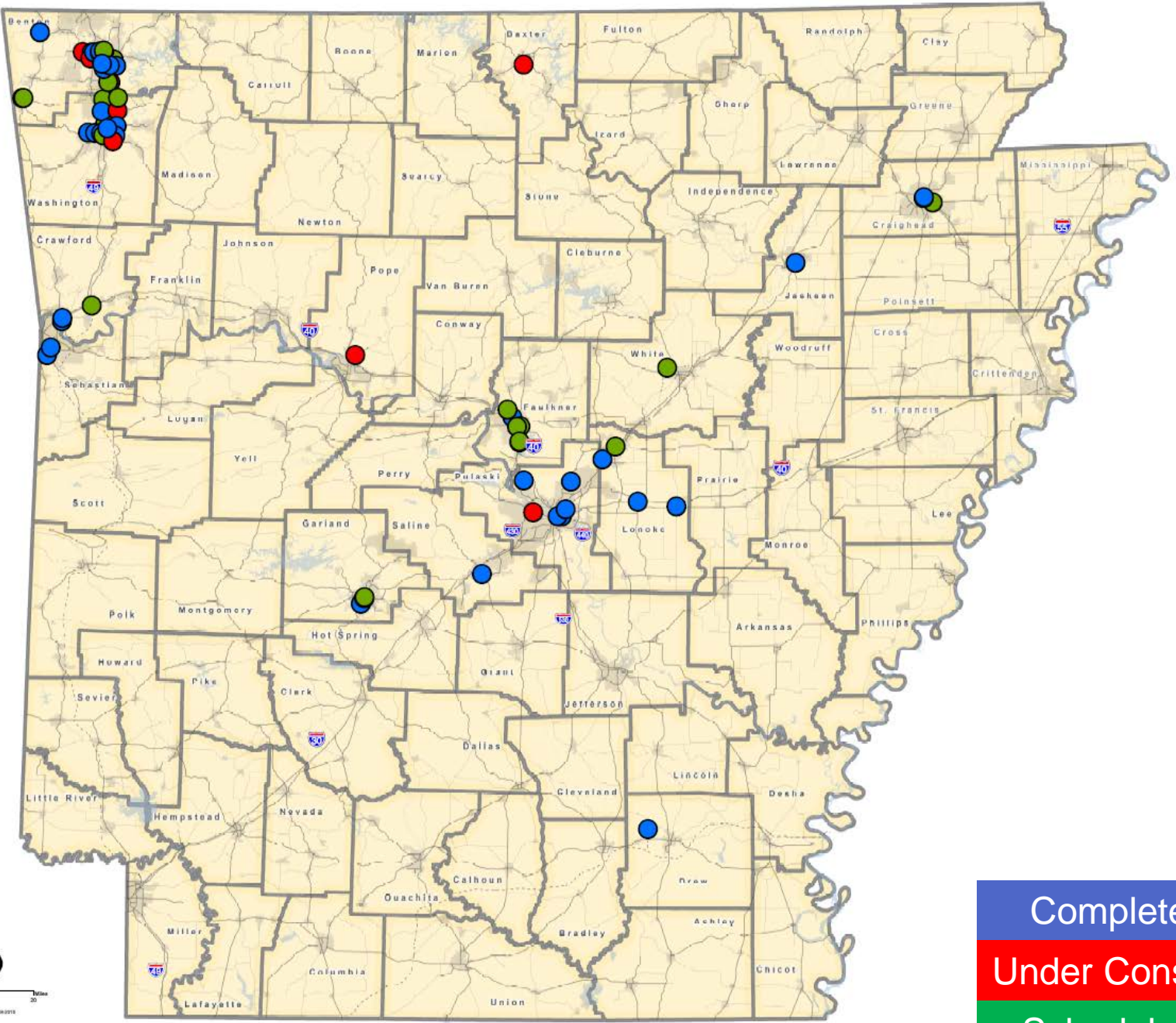
Property Transfer Law

✓ PASSED: Act 378 of 2015

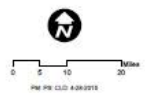
Airport Highway Additions

✓ PASSED: Act 590 of 2015

Partnering Program



Complete
Under Const.
Scheduled



FW PR OLD 4/8/2015


Partnering Program

| | | | | |
|------------------|--------------------|------------------------|------------------|---------------|
| Northwest | | Let to Contract | Scheduled | Total |
| | Projects | 21 | 8 | 29 |
| | Total Cost | \$200,167,529 | \$159,669,139 | \$359,836,669 |
| | Local Contribution | \$88,254,455 | \$50,511,332 | \$138,765,788 |
| | | | | 39% |
| Central | | Let to Contract | Scheduled | Total |
| | Projects | 11 | 4 | 15 |
| | Total Cost | \$103,394,209 | \$67,442,958 | \$170,837,167 |
| | Local Contribution | \$26,752,535 | \$29,035,387 | \$55,787,922 |
| | | | | 33% |
| Other | | Let to Contract | Scheduled | Total |
| | Projects | 11 | 4 | 15 |
| | Total Cost | \$87,925,901 | \$46,497,000 | \$134,422,901 |
| | Local Contribution | \$19,062,432 | \$9,077,000 | \$28,139,432 |
| | | | | 21% |

| Partner | Projects | Projects Total | Local Match | % Match |
|---------------------|----------|----------------|-------------|---------|
| Bentonville | 6 | 72,878,875 | 44,720,563 | 61% |
| Springdale | 4 | 60,476,750 | 37,099,925 | 61% |
| Rogers | 5 | 47,624,526 | 28,422,785 | 60% |
| Fayetteville | 9 | 146,746,986 | 22,090,720 | 15% |
| Conway | 3 | 41,124,628 | 19,888,057 | 48% |
| Cabot | 2 | 21,682,315 | 9,858,723 | 45% |
| Hot Springs | 4 | 24,998,021 | 7,481,531 | 30% |
| Fort Smith | 2 | 14,608,989 | 7,329,901 | 50% |
| Lonoke | 1 | 9,837,889 | 6,349,999 | 65% |
| Searcy/White Co | 1 | 34,040,000 | 6,000,000 | 18% |
| Faulkner Co./Conway | 1 | 11,342,000 | 5,671,000 | 50% |
| Benton | 1 | 22,044,463 | 4,917,362 | 22% |
| Baptist Health | 1 | 17,934,343 | 4,036,223 | 23% |
| Russellville | 1 | 22,567,900 | 3,000,000 | 13% |
| Alma | 1 | 8,297,000 | 2,397,000 | 29% |
| Siloam Springs | 2 | 12,454,223 | 2,374,000 | 19% |
| Pulaski Co. | 1 | 3,870,313 | 2,320,000 | 60% |
| Centerton | 1 | 11,508,645 | 2,000,000 | 17% |
| Mtn. Home. | 1 | 7,155,000 | 1,431,000 | 20% |
| Gravette | 1 | 1,296,663 | 1,207,794 | 93% |
| Carlisle | 1 | 5,753,850 | 1,073,769 | 19% |

Partnering Program Statewide Breakdown





@AHTD

Litter Hotline 866-811-1222

