

Arkansas State Highway and Transportation Department



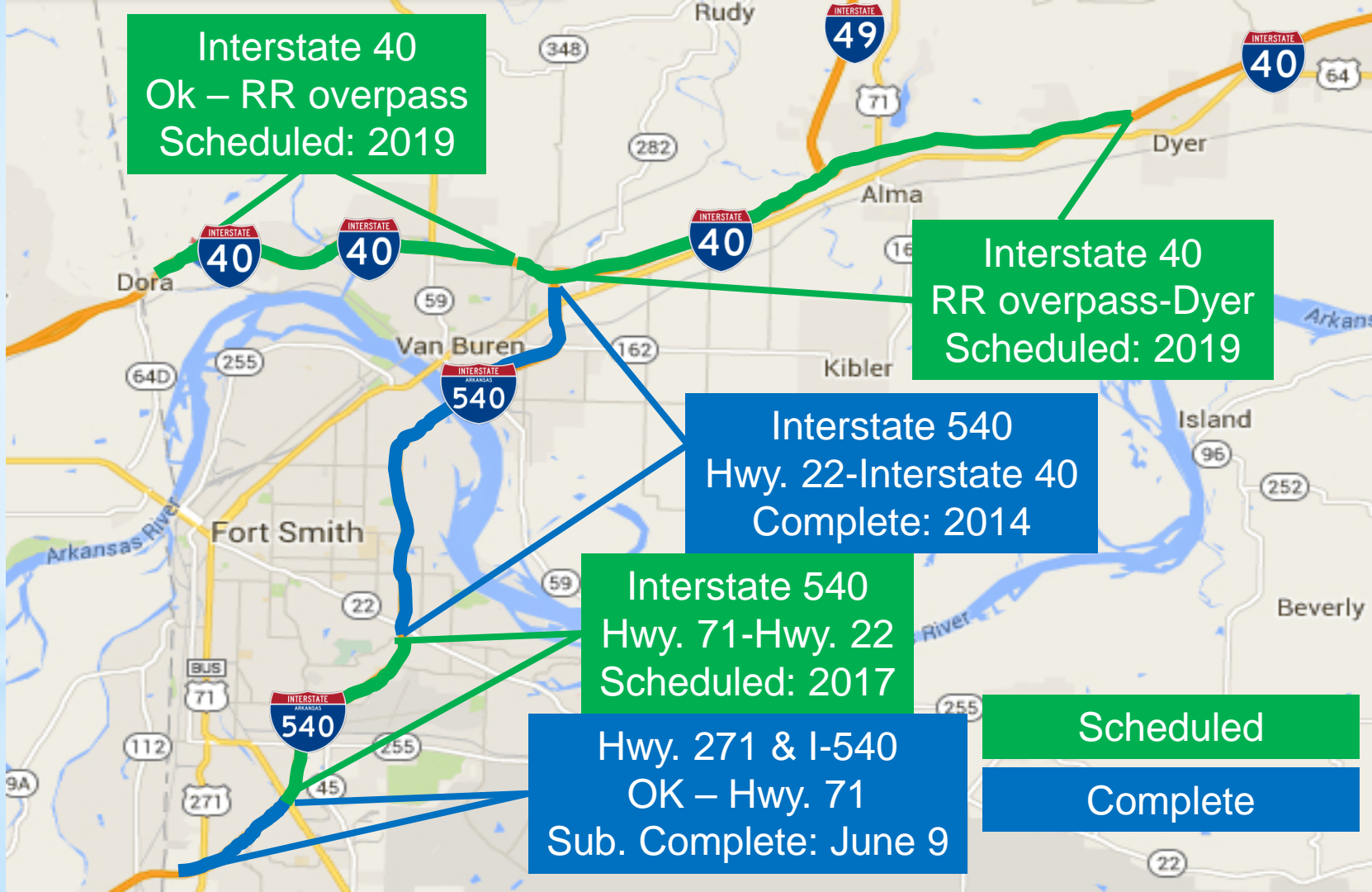
Monday, July 13, 2015

Sebastian County *Construction*

Projects	Miles	Cost
Complete	80	\$229 million
Under Construction	6	\$25 million
Planned	15	\$45 million
Total	101	\$299 million



Construction Fort Smith/Van Buren



Interstate 40
Ok – RR overpass
Scheduled: 2019

Interstate 40
RR overpass-Dyer
Scheduled: 2019

Interstate 540
Hwy. 22-Interstate 40
Complete: 2014

Interstate 540
Hwy. 71-Hwy. 22
Scheduled: 2017

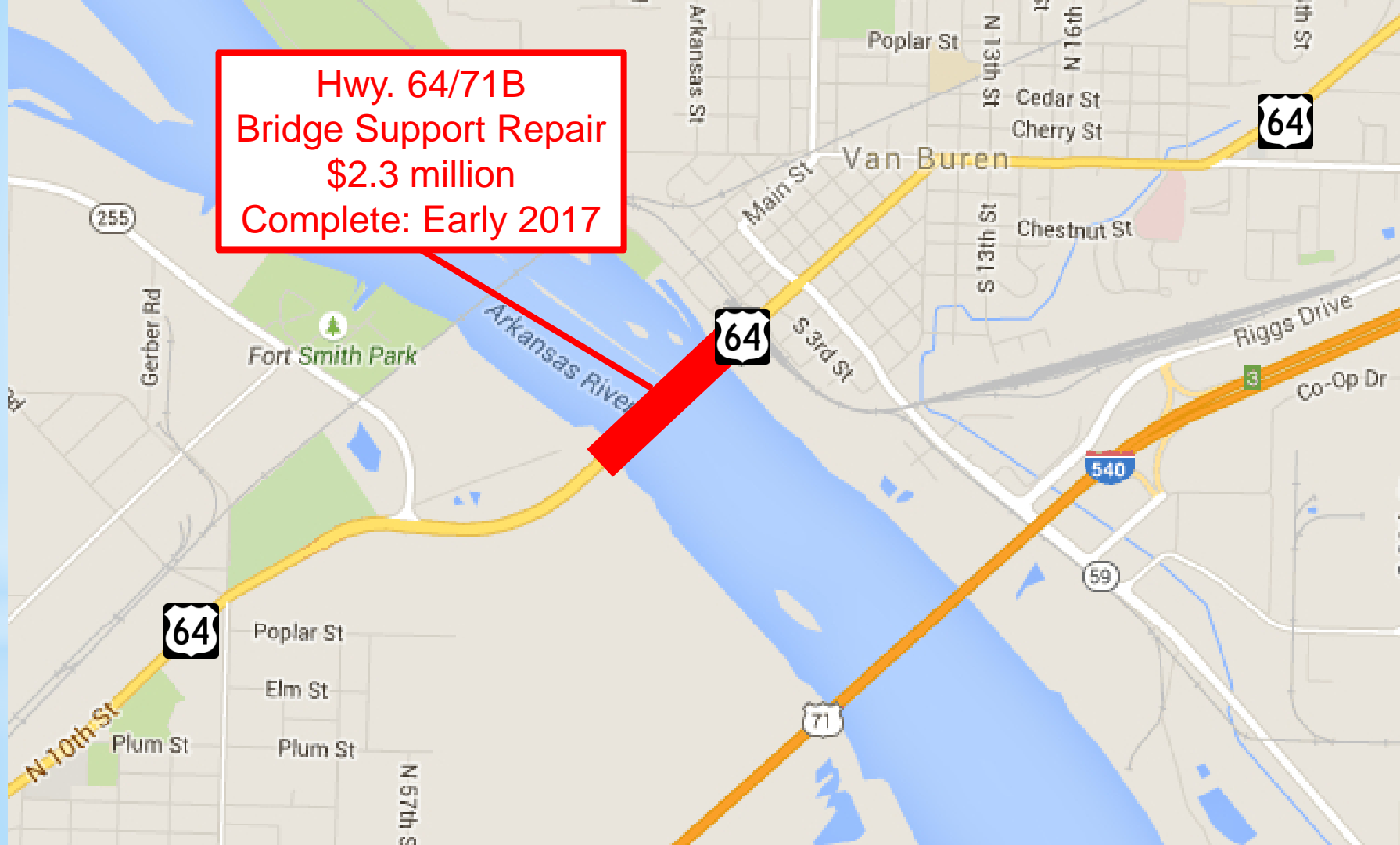
Hwy. 271 & I-540
OK – Hwy. 71
Sub. Complete: June 9

Scheduled

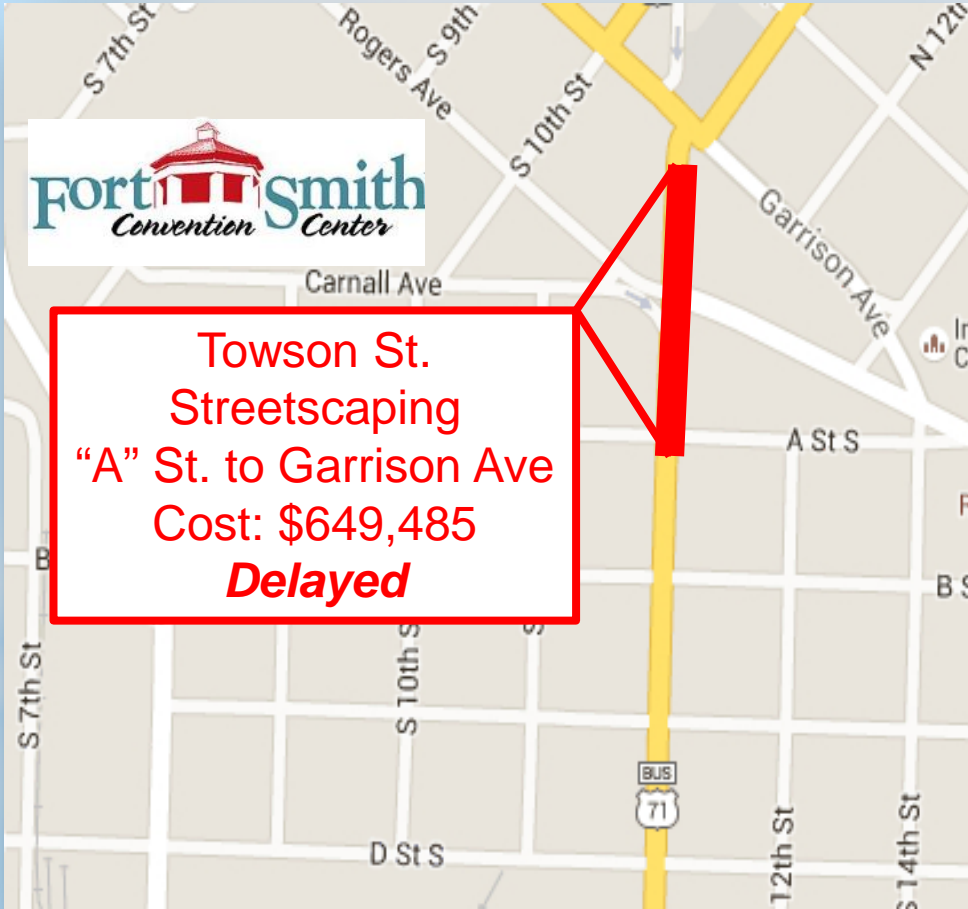
Complete

Fort Smith/Van Buren

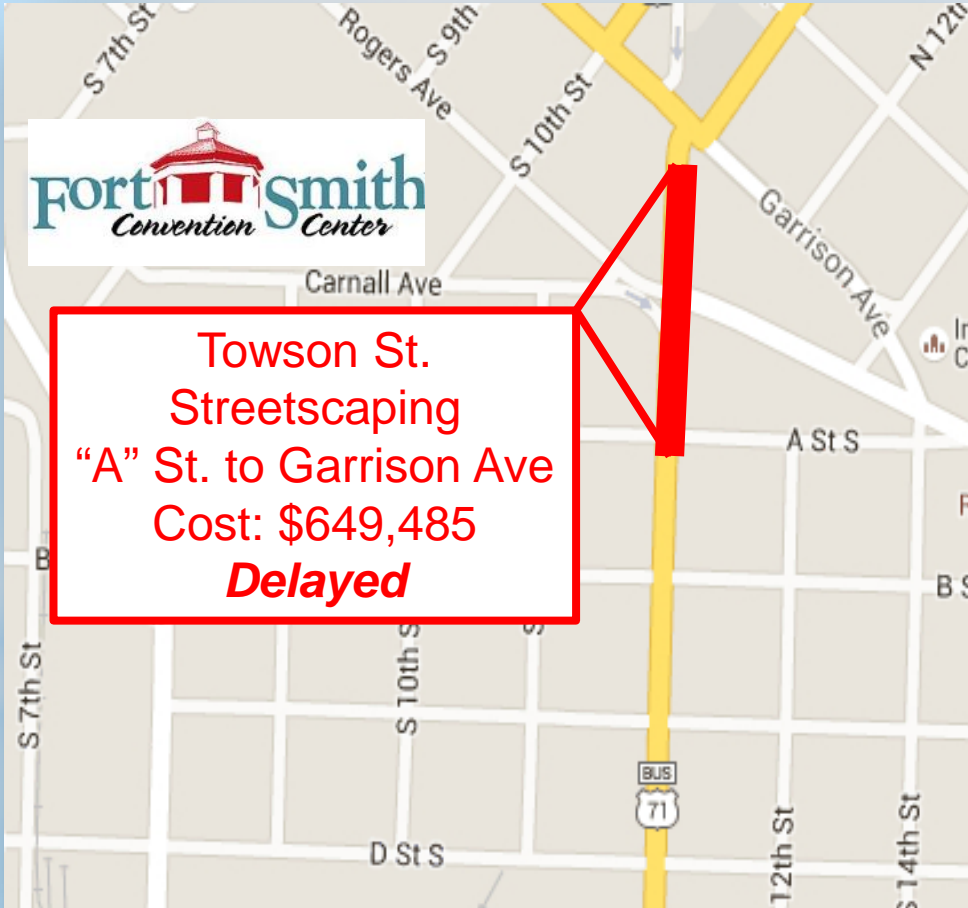
Hwy. 64/71B
Bridge Support Repair
\$2.3 million
Complete: Early 2017



Fort Smith



Fort Smith



Fort Smith The Planning Stage



Jenny Lind Rd & Ingersoll Ave
Widening (4 lanes)
Est. Award: August 2015

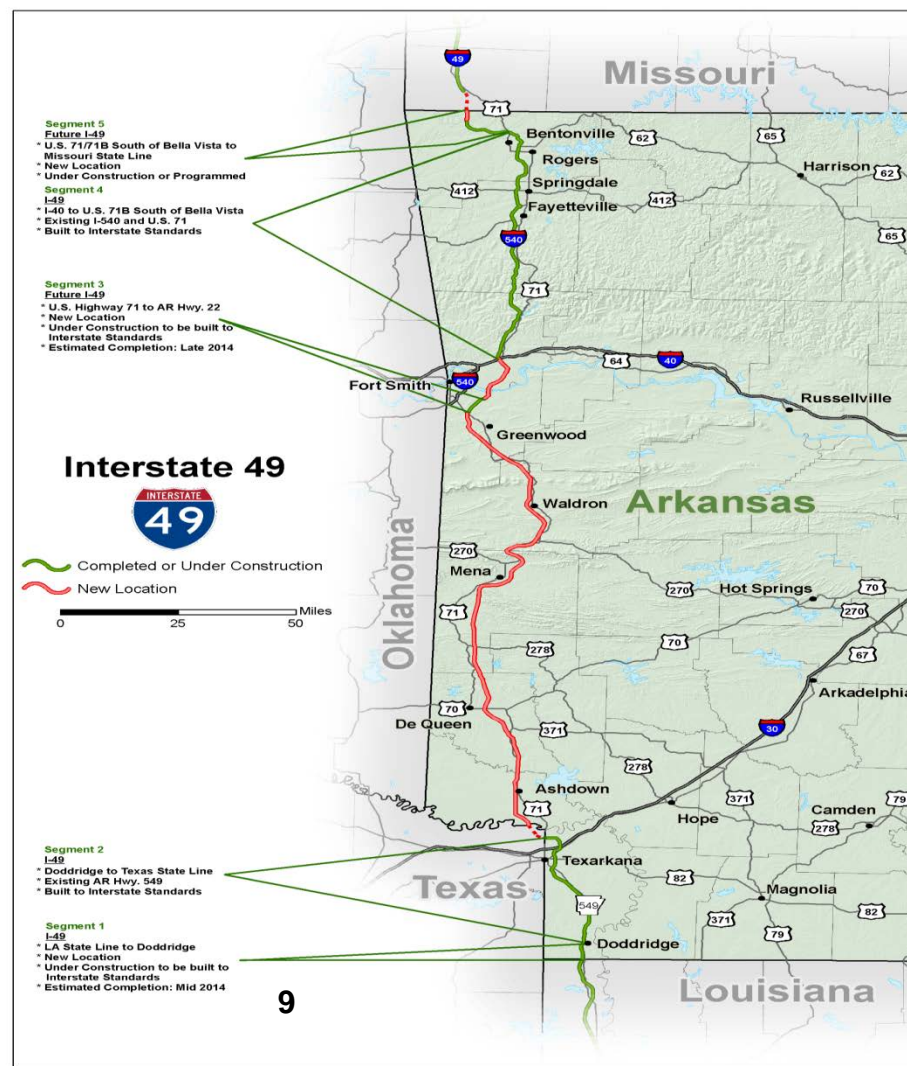
Fort Smith The Planning Stage

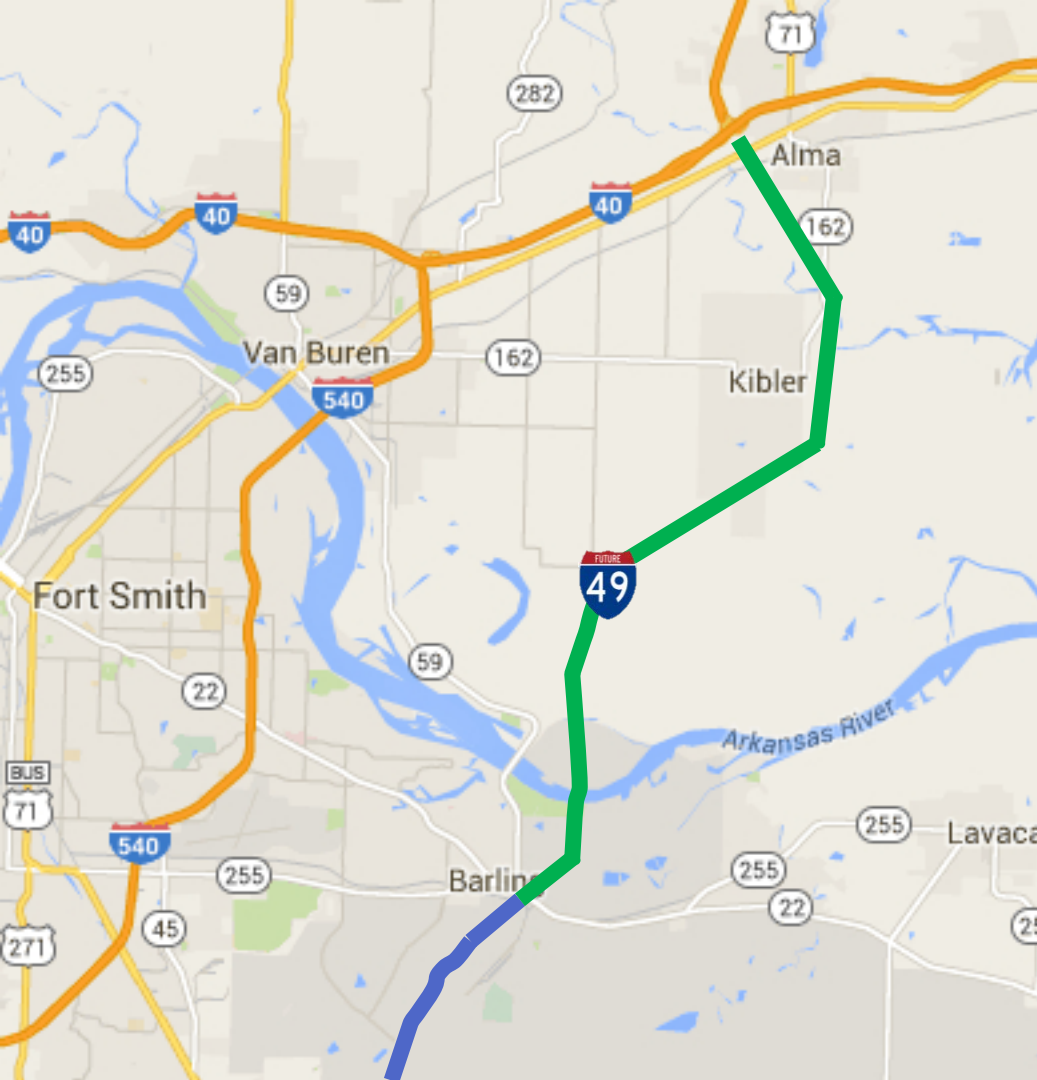


Jenny Lind Rd & Ingersoll Ave
Widening (4 lanes)
Est. Award: August 2015



Louisiana to Missouri





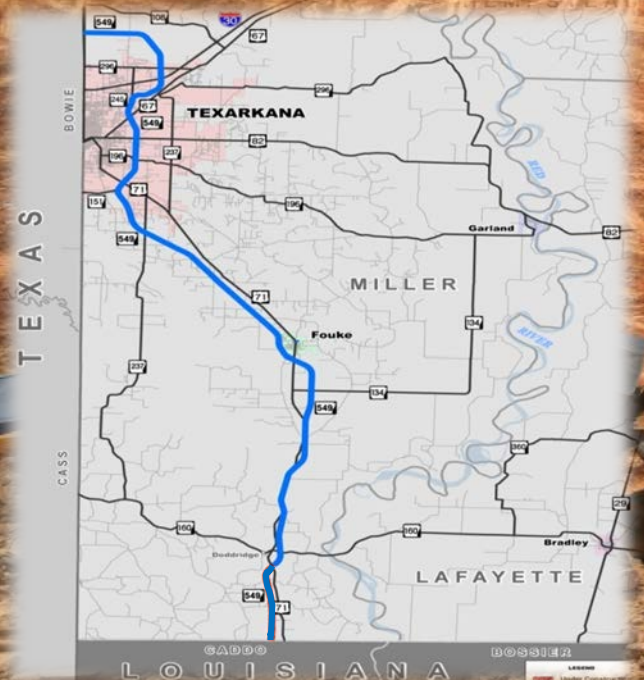
Barling-Alma
Est. Cost: \$350 m

Planned

Complete



Louisiana State Line to Texas State Line



4-lane divided complete

\$436 million Total Cost

I-49 Designation Upon Completion

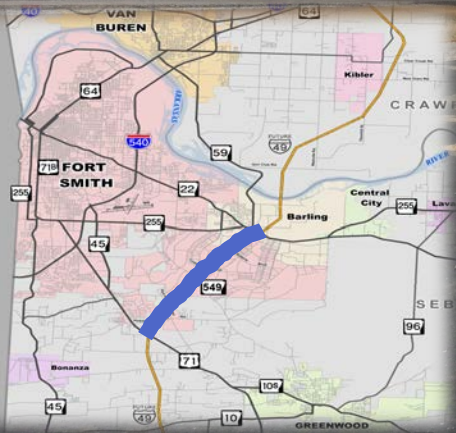




Fort Chaffee Crossing



O
K
L
A
H
O
M
A



5.5 Miles Complete

\$130 Million Total Cost



Interstate 40 to Bentonville

**I-40 to Fayetteville
Completed in 1999**

41.9 Miles

\$460 Million

**Fayetteville to Bentonville
Completed in 1992**

30.9 Miles

\$143 Million



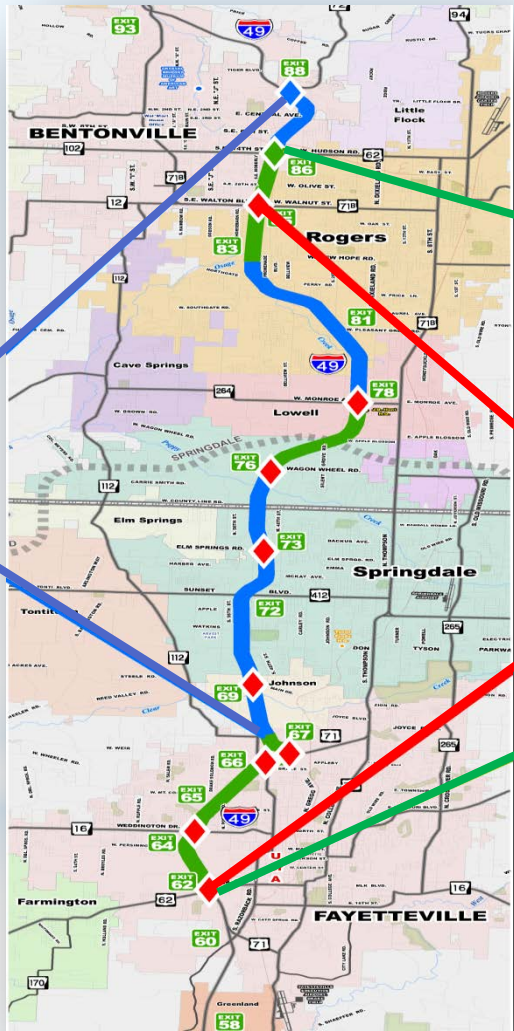


Widening
Est. Cost: \$125 million

Statewide Transportation
Improvement Program (STIP)

Interstate Rehabilitation
Program (IRP)

Connecting Arkansas
Program (CAP)
0.5% Sales Tax



Interchange Improvements
2010-2016 STIPS
Est. Cost: \$100 million

Interchange Improvements
2010-2016 STIPS
Est. Cost: \$100 million

Fayetteville to Bentonville



Bella Vista Bypass

MISSOURI

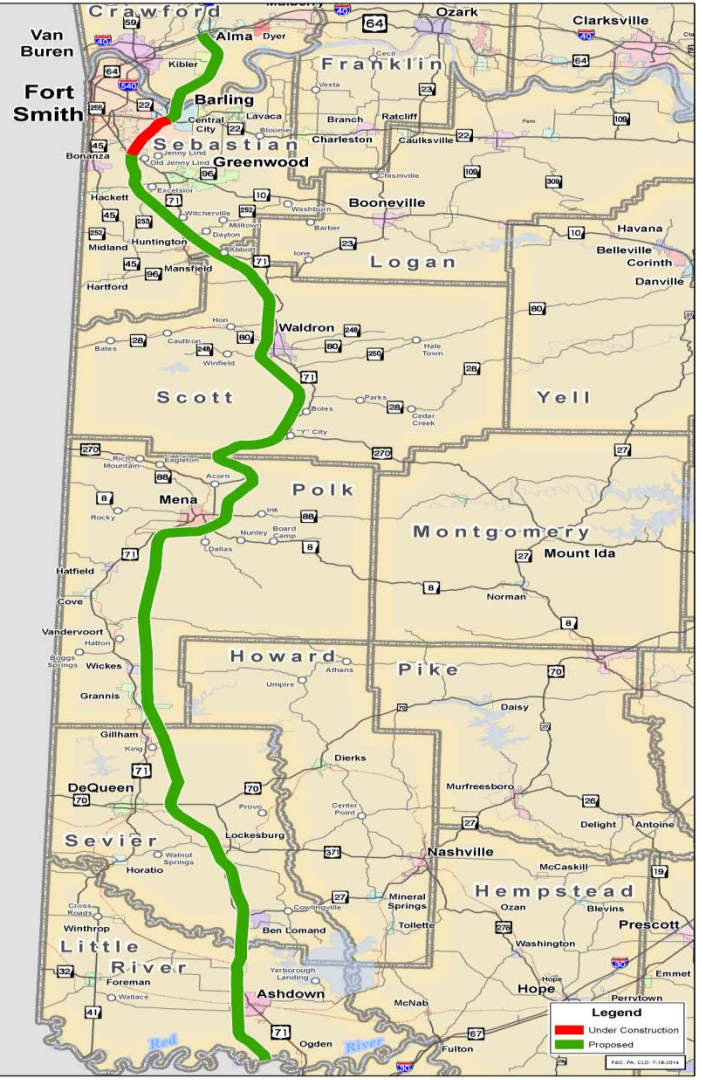



5.4 Miles Complete	\$39 M
6.4 Miles Under Construction	\$52 M
Additional Lanes	\$50 M
2.5 Miles Scheduled	\$71 M
(Includes Hwy. 71 Interchange)	
Total	\$263 M



Red River to I-40
\$2.6 Billion
157.5 miles

I-49 Corridor
Texas State Line to Alma





Funding Summary



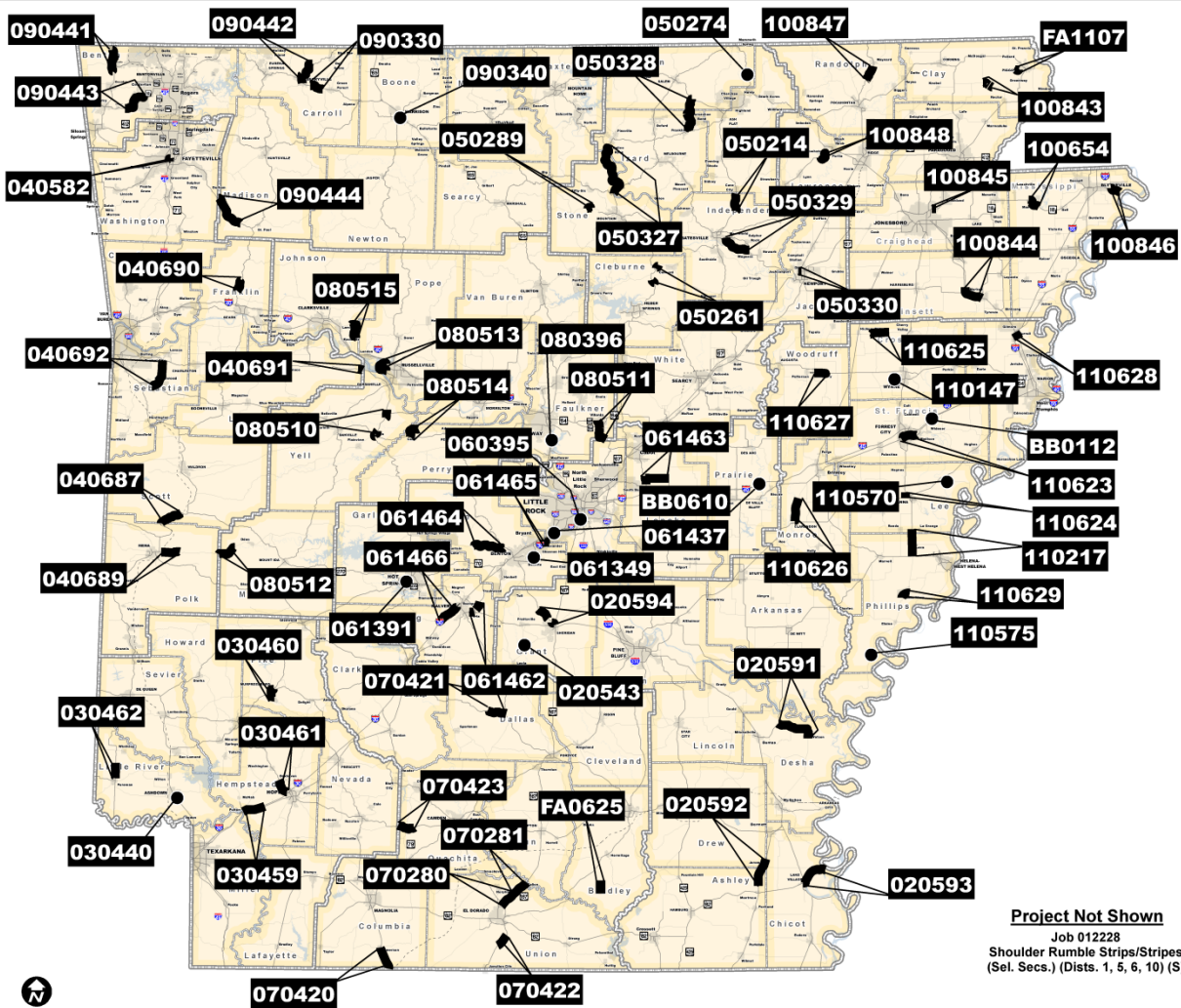
Status	Miles	Total (millions)
Complete	125.9	\$ 1,269
Under Construction	6.4	\$ 52
Scheduled	2.5	\$ 71
Unfunded	157.5	\$ 2,624
Totals	292.3	\$ 4,016

Sebastian County

Withdrawn due to Fed. Finances



Projects Removed from 2015 Lettings




Project Not Shown
Job 012228
Shoulder Rumble Strips/Stripes
(Sel. Secs.) (Dist. 1, 5, 6, 10) (S)



Impacts to Arkansas

2015

70 Projects Removed
\$282 million



POTENTIAL
RISK

FFY 2015
120 Projects
\$490 Million

FFY 2016
130 Projects
\$520 Million

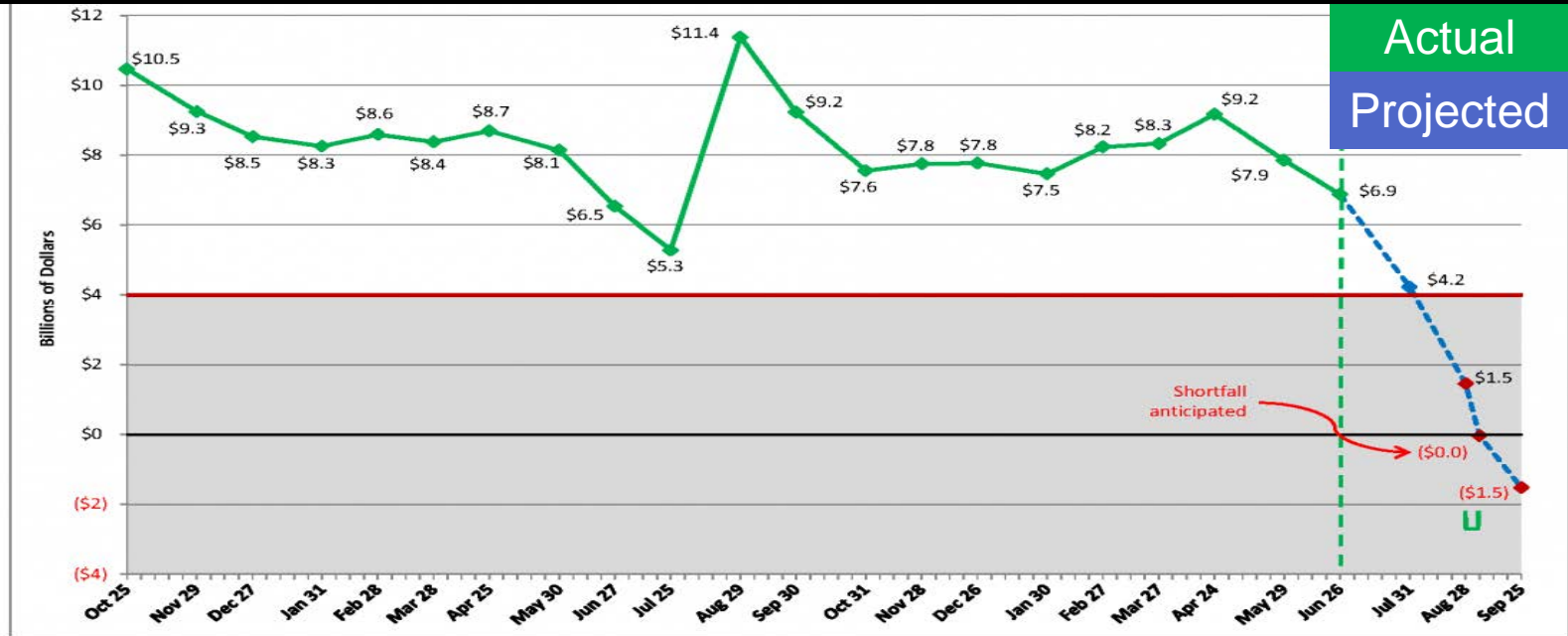


Moving Ahead for Progress in the 21st Century

- (MAP-21) - Expired September 30, 2014
- Highway and Transportation Funding Act of 2014 - Expired May 31, 2015
- Cromnibus - Expired September 30, 2015

HIGHWAY TRUST FUND

Highway Account Weekly Balance as of June 26, 2015



1/ Graph reflects actual data through 6/26/15 and end-of-month projections for the remainder of FY 2015.

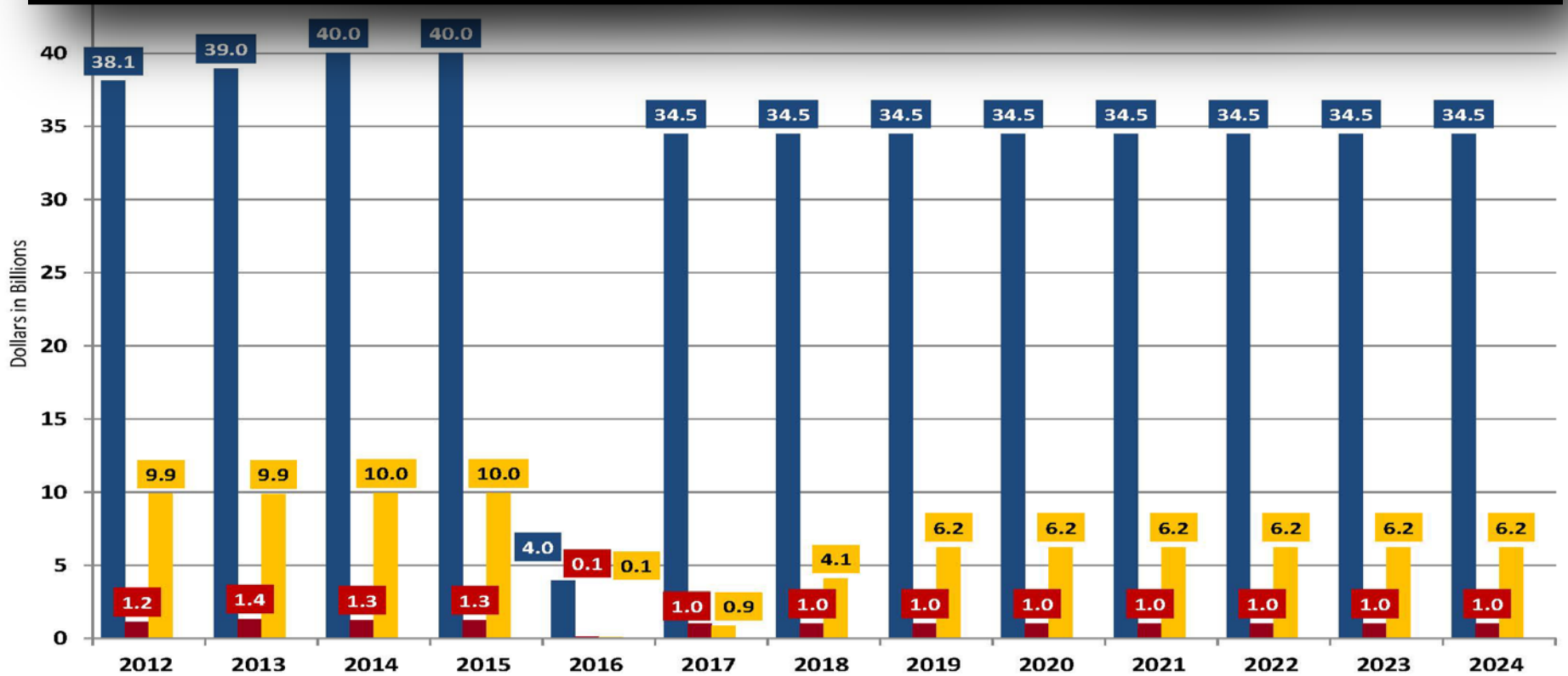
2/ Total receipt and outlay projections are based on FY 2016 President's Budget Baseline assumptions. Projected monthly receipt and outlay rates are based on historic averages.

3/ Range of anticipated shortfall: Green brackets denote the estimated window of when the anticipated shortfall will occur.

4/ The shaded area represents when the Highway Account balance drops below \$4 billion, at which point cash management procedures may become necessary.

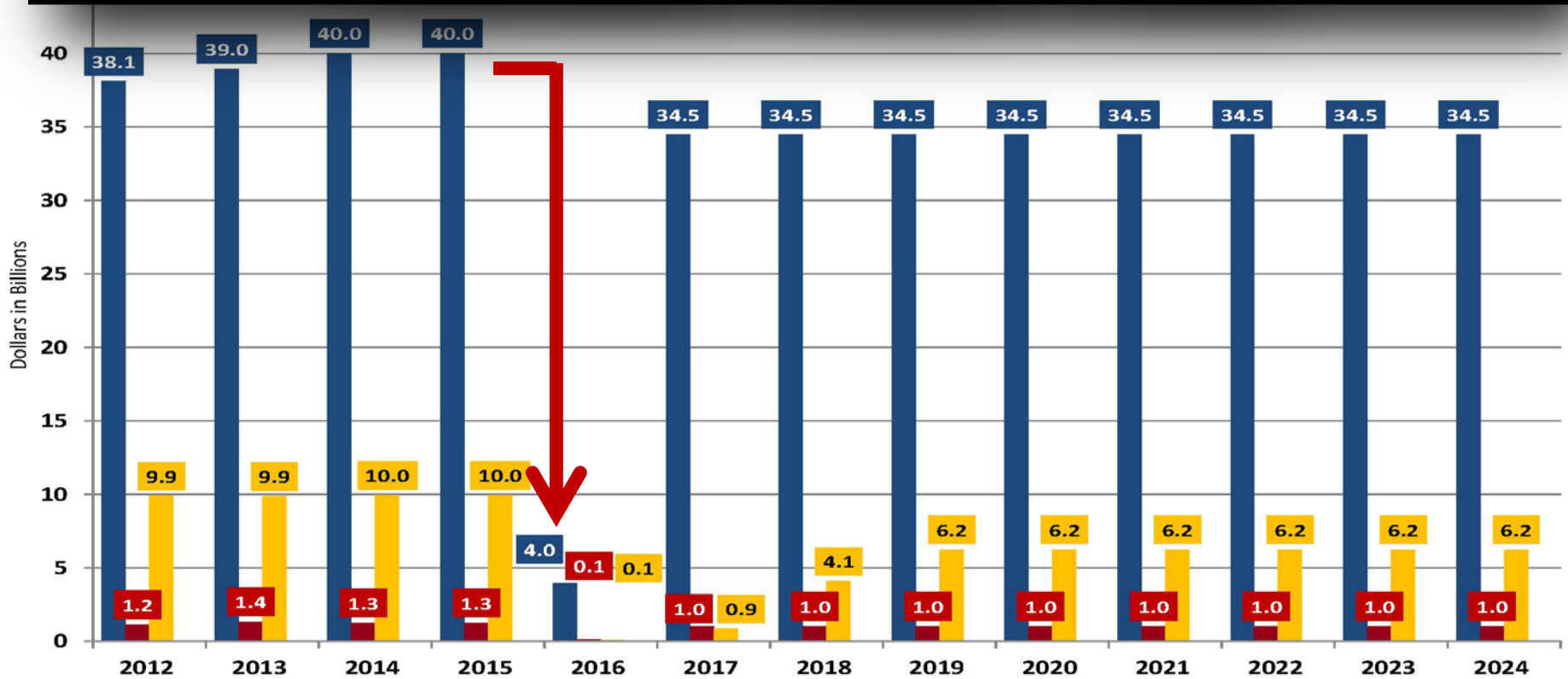
Source: FHWA

HIGHWAY TRUST FUND



This scenario assumes: 1. Additional deposit of \$6.429 billion into Highway Trust Fund in FY 2015 (\$5.414 billion to Highway Account; \$1.015 billion to Mass Transit Account); 2. Minimum prudence balance of \$4 billion for Highway Account and \$1 billion for Mass Transit Account maintained in all years, and; 3. Highway-to-Transit flex and highway safety obligations suspended in FY 2015.

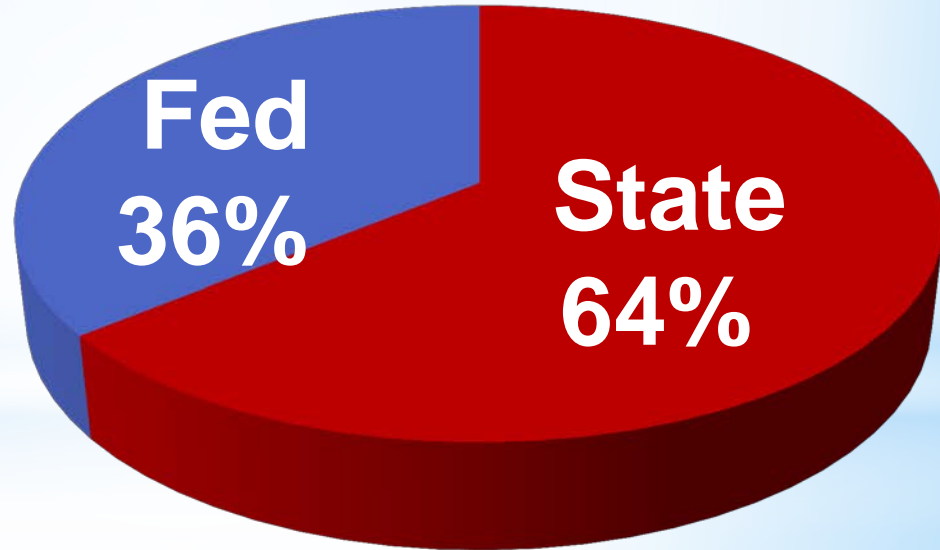
HIGHWAY TRUST FUND



This scenario assumes: 1. Additional deposit of \$6.429 billion into Highway Trust Fund in FY 2015 (\$5.414 billion to Highway Account; \$1.015 billion to Mass Transit Account); 2. Minimum prudence balance of \$4 billion for Highway Account and \$1 billion for Mass Transit Account maintained in all years, and; 3. Highway-to-Transit flex and highway safety obligations suspended in FY 2015.

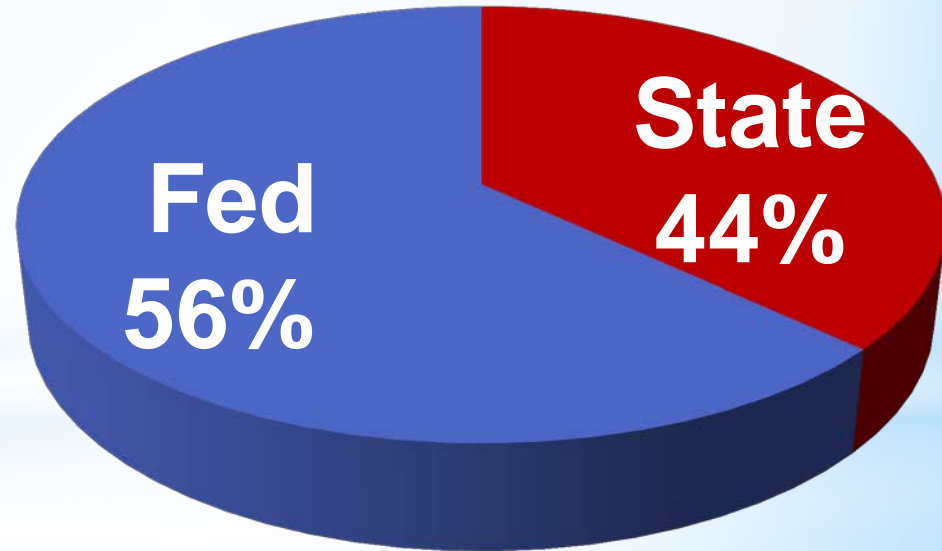
1993

Hwy. Funding Breakdown



2014




Hwy. Funding Breakdown






Arkansas Travel Trends

2007-2014

	2007	2014	Difference
Gas & diesel Consumption	2.095 billion	1.980 billion	 115 million
Gas & diesel Revenue	\$454 million	\$392 million	 \$62 million
Miles Traveled	32.4 billion	33.8 billion	 1.4 billion



“An efficient transportation system is critical for Arkansas’ economy and the quality of life of the state’s residents.”





“The revenues currently available for highways and local roads are inadequate for the preservation and maintenance of the existing infrastructure and for improvements that would reduce congestion and improve service.”

Task Force Participants

Name	Title
Duncan Baird	Budget Director
Scott Bennett	AHTD Director
Robin Bowen	Prof. of Rehab Science
Andy Davis	State Rep.- Little Rock
Dan Douglas	State Rep.- Bentonville
Craig Douglass	Arkansas Good Roads
Alec Farmer	AHTD Commission
Prissy Hickerson	State Rep.-Texarkana
Jerry Holmes	Cleburne Co. Judge
Scott McGeorge	Material Supplier

Name	Title
Shannon Newton	Ar Trucking Assoc.
Harold Perrin	Jonesboro Mayor
Brett Powell	ADHE Director
Bill Sample	State Sen- Hot Springs
Frank Scott	AHTD Commissioner
Philip Taldo	Griffin Realtors
Larry Walther	DFA
Guy Washburn	Asphalt Pav. Assoc.
Jackson Williams	Attorney
Randy Zook	State Chamber



@AHTD

Litter Hotline 866-811-1222

