

DATE REVISED	DATE FILMED	DATE REVISED	DATE FILMED	FED. NO.	STATE	FED. AD. PROJ. NO.	SHEET NO.	TOTAL SHEETS
				5	ARK.			
				JOB NO.	110635		1	42
				AHP DIST. 5 MULTI-PURPOSE FACILITY (WEST MEMPHIS) (S)				



ARKANSAS STATE HIGHWAY AND TRANSPORTATION DEPARTMENT

CONSTRUCTION PLANS FOR

AHP DIST. 5

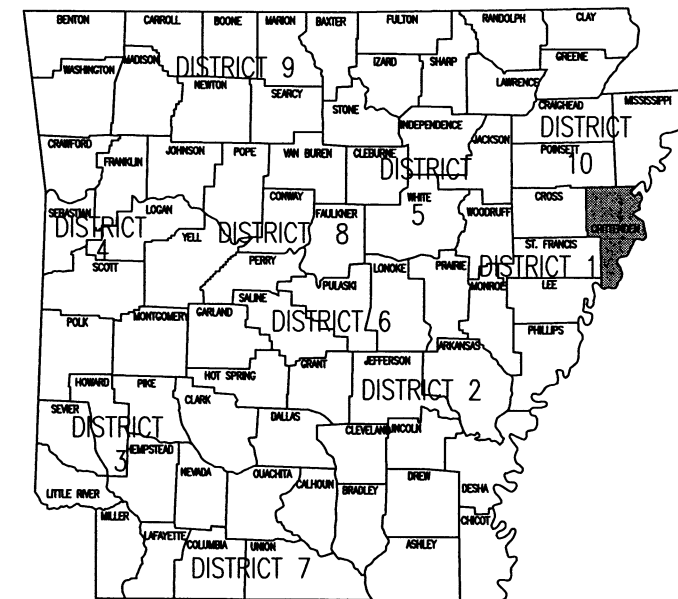
MULTI-PURPOSE FACILITY

(WEST MEMPHIS) (S)

CRITTENDEN COUNTY


HWY. 191 SECTION 1

JOB 110635



ARK. HWY. DIST. NO. 1

**AHP DIST. 5
MULTI-PURPOSE FACILITY**
West Memphis, Arkansas
Crittenden County



DATE: AUG. 8, 2016
JOB NO: 110635
DRAWN BY: KB
REVISIONS:

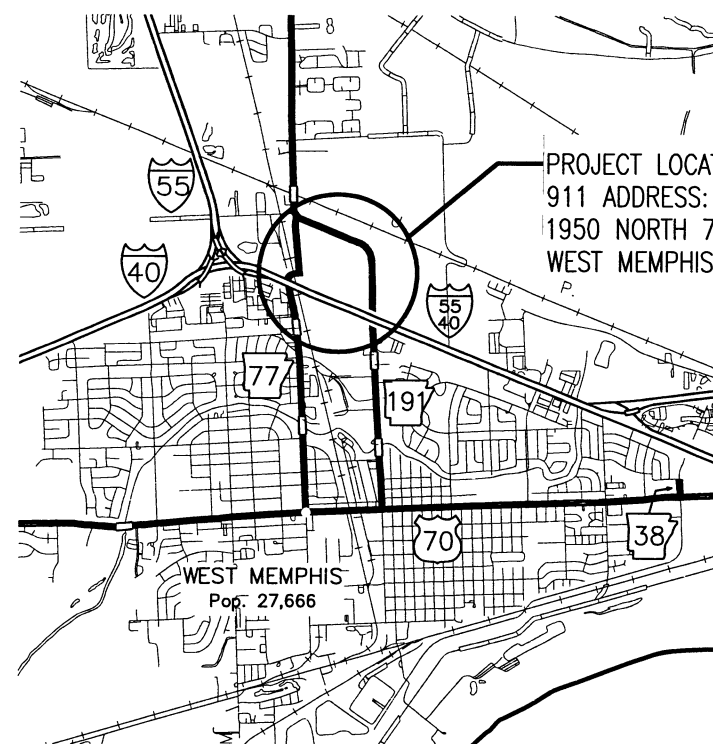
G1.1
1 OF 42



PROJECT LOCATION
911 ADDRESS:
1950 NORTH 7TH STREET
WEST MEMPHIS, AR 72301



VICINITY MAP



PROJECT LOCATION
911 ADDRESS:
1950 NORTH 7TH STREET
WEST MEMPHIS, AR 72301



LOCATION MAP

MIDPOINT OF PROJECT:
LATITUDE: N 35° 09' 58.72"
LONGITUDE: W 90° 10' 35.18"

APPROVED
STATE OF ARKANSAS
REGISTERED PROFESSIONAL ENGINEER
No. 7836
M. E. BANKS

8-9-16
DEPUTY DIRECTOR
AND CHIEF ENGINEER

ABBREVIATIONS

AD	AREA DRAIN	GALV	GALVANIZED
ADA	AMERICANS WITH DISABILITIES	INSUL	INSULATION
AFF	ABOVE FINISHED FLOOR	INT	INTERIOR
AFG	ABOVE FINISHED GRADE	MAX	MAXIMUM
ALUM	ALUMINUM	MBM	METAL BUILDING MANUFACTURER
ANOD	ANODIZED	MECH	MECHANICAL
BOT	BOTTOM	MIN	MINIMUM
CJ	CONTROL JOINT	MTL	METAL
CLG	CEILING	NIC	NOT IN CONTRACT
CLR	CLEAR	NO	NUMBER
CMU	CONCRETE MASONRY UNIT	NOM	NOMINAL
COL	COLUMN	OC	ON CENTER
CONC	CONCRETE	OPG	OPENING
CONT	CONTINUOUS	PLUMB	PLUMBING
DEMO	DEMOLITION	PLAS. LAM.	PLASTIC LAMINATE
DTL	DETAIL	PLYWD	PLYWOOD
DIA	DIAMETER	PVC	POLYVINYL CHLORIDE
DIM	DIMENSION	RBR	RUBBER
EA	EACH	RD	ROOF DRAIN
EJ	EXPANSION JOINT	REQ	REQUIRED
ELEC	ELECTRICAL	SIM	SIMILAR
ELEV	ELEVATION	SPEC	SPECIFICATION
EQ	EQUAL	SPK	SPRINKLER
EWC	ELECTRIC WATER COOLER	STRUCT	STRUCTURAL
EXIST	EXISTING	T&G	TONGUE AND GROOVE
FD	FLOOR DRAIN	TELE	TELEPHONE
FEC	FIRE EXTINGUISHER CABINET	TLT	TOILET
FFE	FINISHED FLOOR ELEVATION	TYP	TYPICAL
FIXT	FIXTURE	UNO	UNLESS NOTED OTHERWISE
FLR	FLOOR	VCT	VINYL COMPOSITION TILE
GA	GAUGE		

SYMBOL LEGEND


	DOOR AND FRAME
	HARDWARE SET
	WINDOW TAG
	ROOM NAME
	FINISH
	CEILING HEIGHT
	ROOM NUMBER
	MILLWORK ELEVATION TAG
	DRAWING NUMBER
	SHEET NUMBER
	KEYED PLAN NOTE
	KEYED DEMOLITION PLAN NOTE

MATERIAL LEGEND


	FACE BRICK
	CONCRETE BLOCK RE: PLANS FOR SIZE
	STUDS
	CONCRETE (SECTION)
	BATT. INSULATION
	FOAM OR RIGID INSULATION
	ROUGH FRAMING
	FINISHED WOOD

INDEX OF SHEETS

SHEET	NO.	SHEET TITLE	SHEET	NO.	SHEET TITLE
G1.1	1	TITLE SHEET	P1.1	35	SEWER FLOOR PLAN
G1.2	2	INDEX OF SHEETS	P1.2	36	PIPING FLOOR PLAN
G1.3	3	GOVERNING SPECS, SUMMARY OF QUANTITIES, EARTHWORK AND REVISIONS	P2.1	37	RISER DIAGRAMS
			P3.1	38	PLUMB. LEGENDS AND SCHED.
			E1.1	39	POWER FLOOR PLAN
C1.1	4	EXISTING CONDITIONS SITE PLAN	E1.2	40	LIGHTING FLOOR PLAN
C1.2	5	OVERALL SITE PLAN	E2.1	41	ELECT. LEGENDS AND SCHEDULES
C1.3	6	GRADING PLAN	E3.1	42	PANEL SCHED. AND RISER DIGRM.
C1.4	7	OVERALL SITE DIMENSION PLAN			
C1.5	8	ENLARGED SITE PLAN			
C2.1	9	SITE DETAILS			
C2.2	10	SITE DETAILS			
A1.1	11	FINISH SCHEDULE AND DETAILS			
A1.2	12	DOOR AND WINDOW SCHEDULE			
A1.3	13	DOOR AND WINDOW DETAILS			
A1.4	14	CABINET ELEV. AND DETAILS			
A2.1	15	FLOOR PLAN			
A2.2	16	DIMENSION PLAN			
A2.3	17	ENLARGED TOILET PLANS			
A3.1	18	EXTERIOR ELEVATIONS			
A3.2	19	EXTERIOR ELEVATIONS			
A4.1	20	BUILDING SECTIONS			
A4.2	21	WALL SECTIONS			
A4.3	22	WALL SECTIONS			
A4.4	23	WALL SECTIONS			
A4.5	24	WALL SECTIONS			
A5.1	25	REFLECTED CEILING PLAN			
A6.1	26	ROOF PLAN			
S1.1	27	FOUNDATION PLAN			
S1.2	28	FOUNDATION DETAILS			
S2.1	29	ROOF FRAMING PLAN			
MEP1.1	30	OVERALL SITE UTILITIES PLAN			
MEP1.2	31	ENLARGED SITE UTILITIES PLAN			
MEP2.1	32	SITE UTILITIES DETAILS			
M1.1	33	MECHANICAL FLOOR PLAN			
M2.1	34	MECH. EQUIP. SCHED. & DETAILS			



AHP DIST. 5
MULTI-PURPOSE FACILITY
West Memphis, Arkansas
Crittenden County



DATE: AUG. 8, 2016
JOB NO: 110635
DRAWN BY: KB
REVISIONS: 10-24-16

G1.2

2 OF 42



SUMMARY OF QUANTITIES

ITEM NO.	ITEM DESCRIPTION	QTY	UNIT
210	UNCLASSIFIED EXCAVATION	2,908	CU.YD.
SP & 210	COMPACTED EMBANKMENT	6,666	CU.YD.
601	MOBILIZATION	1.00	LUMP SUM
SP	MULTI-PURPOSE FACILITY	1.00	LUMP SUM

GOVERNING SPECIFICATIONS:

ARKANSAS STATE HIGHWAY COMMISSION STANDARD SPECIFICATIONS FOR HIGHWAY CONSTRUCTION, EDITION OF 2014, AND THE FOLLOWING SPECIAL PROVISIONS AND SUPPLEMENTAL SPECIFICATIONS:

ERRATA	ERRATA FOR THE BOOK OF STANDARD SPECIFICATIONS
100-3	CONTRACTOR'S LICENSE
102-2	ISSUANCE OF PROPOSALS
108-1	LIQUIDATED DAMAGES
108-2	WORK ALLOWED PRIOR TO ISSUANCE OF WORK ORDER
JOB 110635	BIDDING REQUIREMENTS AND CONDITIONS
JOB 110635	COMPACTED EMBANKMENT SPECIAL
JOB 110635	MANDATORY ELECTRONIC CONTRACT
JOB 110635	MANDATORY ELECTRONIC DOCUMENT SUBMITTAL
JOB 110635	MEASUREMENT AND PAYMENT
JOB 110635	PROJECT MANUAL
JOB 110635	STORM WATER POLLUTION PREVENTION PLAN

EARTHWORK


STATION	STATION	LOCATION / DESCRIPTION	UNCLASSIFIED EXCAVATION	COMPACTED EMBANKMENT
			CU. YD.	
ENTIRE	PROJECT	UNDERCUT AND FILL TO BE USED AS DESCRIBED ON GRADING PLAN	2,908	6,666
TOTALS:			2,908	6,666

NOTE: EARTHWORK QUANTITIES SHOWN ABOVE SHALL BE PAID AS PLAN QUANTITY.

REVISIONS

DATE	DESCRIPTION	SHEET #
09-07-16	ADDED SP STORM WATER POLLUTION PREVENTION PLAN	3
10-24-16	REVISED PROJECT MANUAL, ADDED EARTHWORK BOX WITH UNCLASSIFIED EXCAVATION AND COMPACTED EMBANKMENT. REVISED DIMENSION ON WALL SECTION. ADDED BACKUP GENERATOR TO CONTRACT. REVISED STORM WATER POLLUTION PREVENTION PLAN SP, MEASUREMENT AND PAYMENT SP AND ADDED COMPACTED EMBANKMENT SPECIAL SP.	2, 3, 8, 21 & 31
11-01-16	ADDED PAY ITEM MOBILIZATION	3

AHP DIST. 5
MULTI-PURPOSE FACILITY
 West Memphis, Arkansas
 Crittenden County




DATE: AUG. 8, 2016
JOB NO: 110635
 DRAWN BY: KB
 REVISIONS: 09-07-16
 10-24-16
 11-01-16

G1.3

3 OF 42

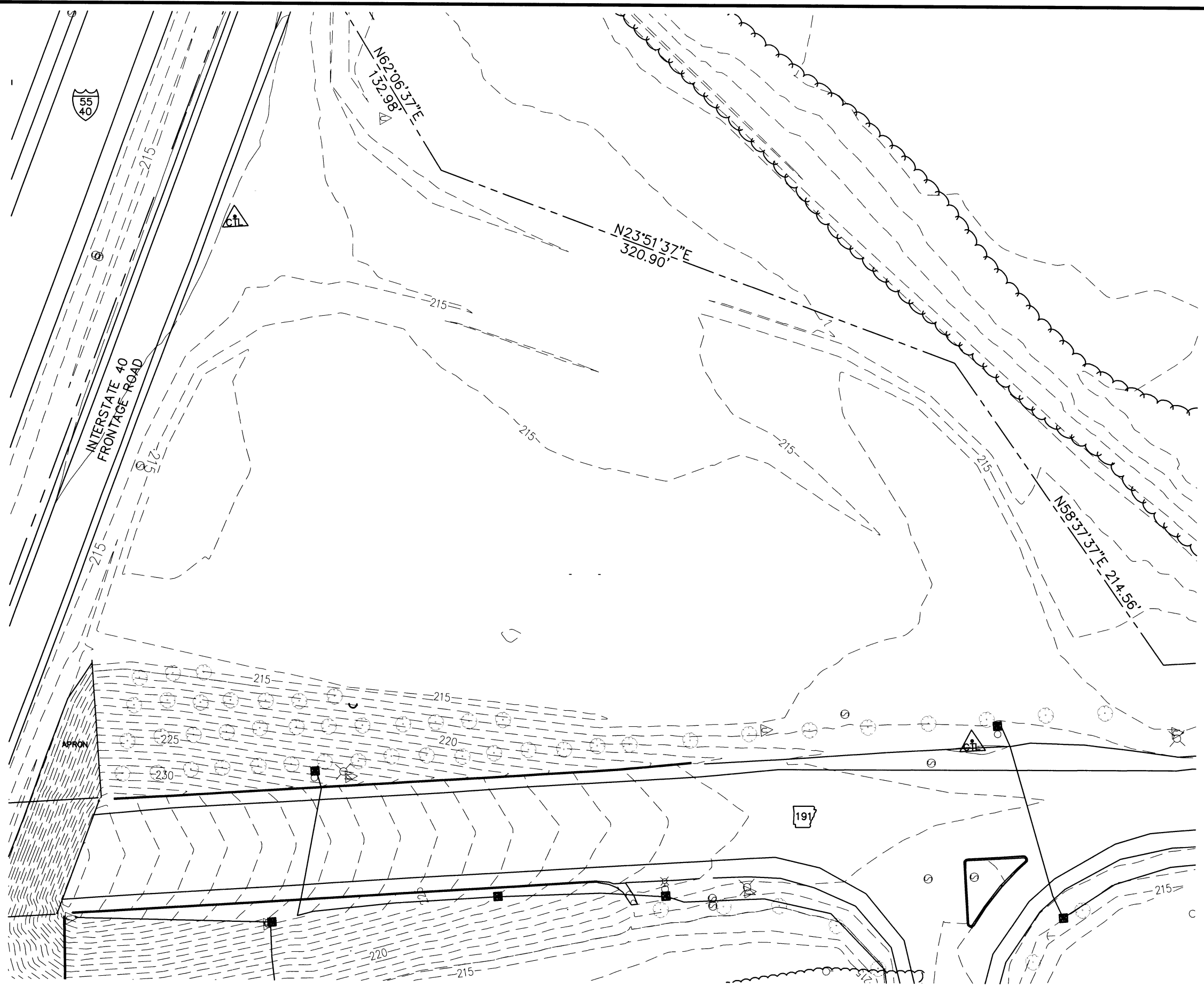


AHP DIST. 5
MULTI-PURPOSE FACILITY
 West Memphis, Arkansas
 Crittenden County



DATE: AUG. 8, 2016
 JOB NO: 110635
 DRAWN BY: KB
 REVISIONS:

C1.1
 4 OF 42




1
 C1.1

EXISTING CONDITIONS SITE PLAN

SCALE: 1" = 60.0'

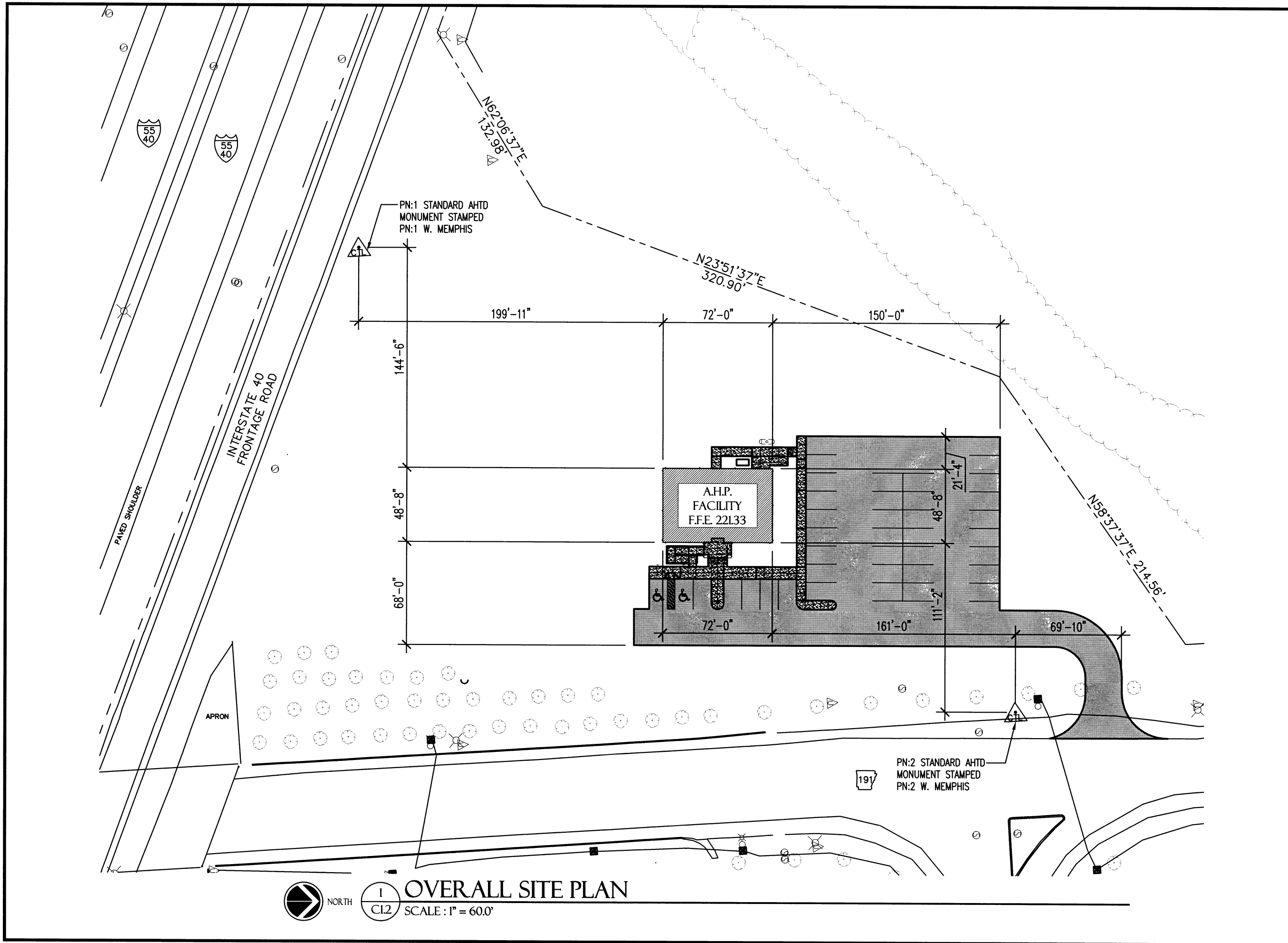


**AHP DIST. 5
MULTI-PURPOSE FACILITY**
West Memphis, Arkansas
Crittenden County



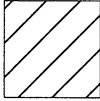

DATE: AUG. 8, 2016
JOB NO: 110635
DRAWN BY: KB
REVISIONS:


C1.2
5 OF 42





1 OVERALL SITE PLAN
SCALE: 1" = 60.0'

SITE LEGEND

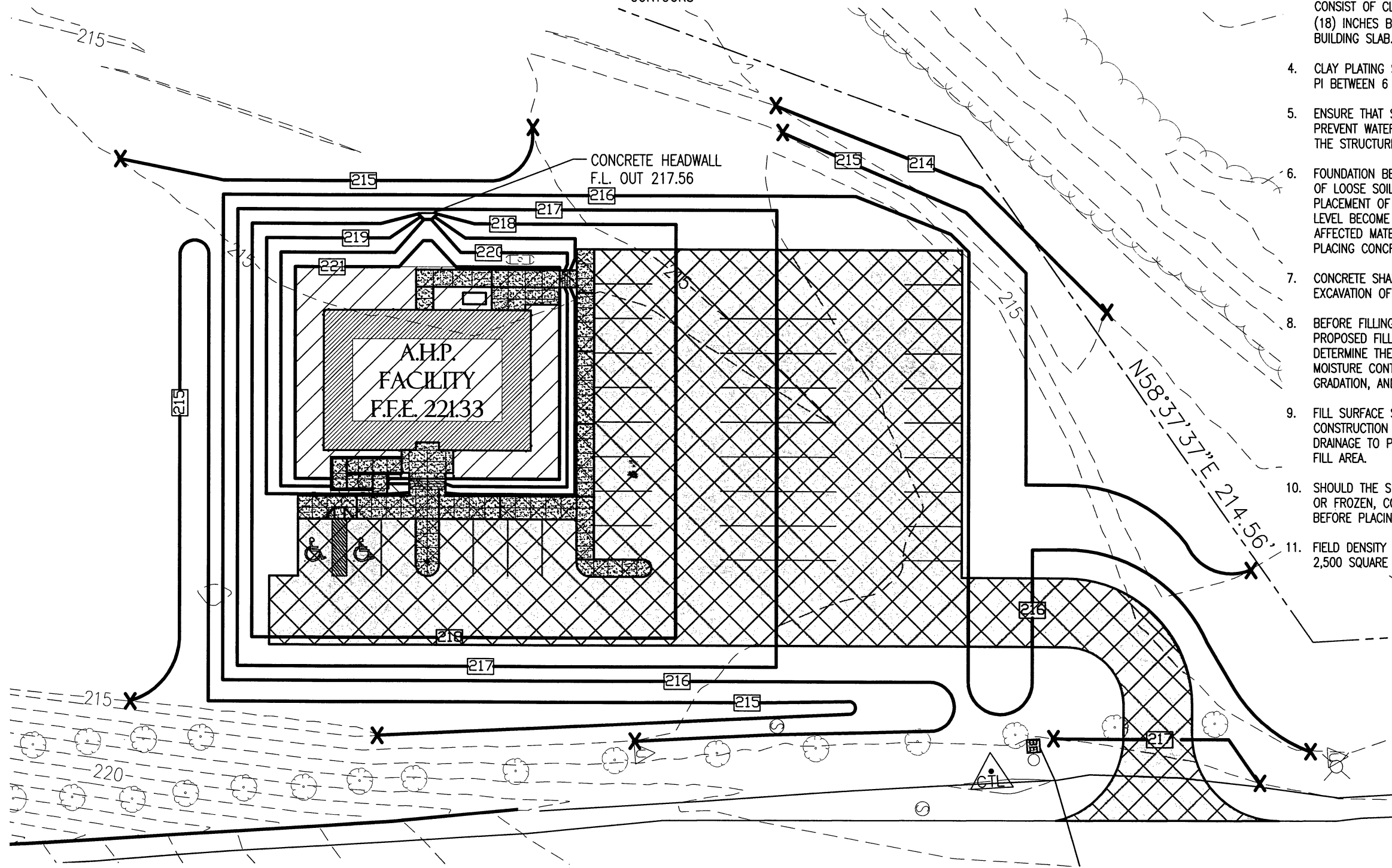
-  UNDERCUT 3 FEET BELOW EXISTING GRADE AND REPLACE WITH SELECTED MATERIAL MEETING THE MINIMUM REQUIREMENTS OF CLASS SM-4 (SECTION 302, AHTD STANDARD SPECIFICATIONS FOR HIGHWAY CONSTRUCTION, 2014 EDITION).
-  UNDERCUT 2 FEET BELOW EXISTING GRADE AND REPLACE WITH SELECTED MATERIAL MEETING THE MINIMUM REQUIREMENTS OF CLASS SM-4 (SECTION 302, AHTD STANDARD SPECIFICATIONS FOR HIGHWAY CONSTRUCTION, 2014 EDITION).

 PAVEMENT SHALL HAVE A BASE COURSE OF MIN. 7" CLASS-7 AND 2" MIN. TOP COURSE OF ASPHALTIC CONCRETE HOT MIX.

-  -100- EXISTING CONTOURS
-  100 NEW CONTOURS

SITE NOTES:


1. FILL MATERIAL SHALL BE PLACED IN EIGHT (8) INCH LIFTS COMPACTED TO 95% OF THE MAXIMUM DRY DENSITY DETERMINED BY THE STANDARD PROCTOR (AASHTO T-99) AT A MOISTURE CONTENT WITHIN 2% OF THE OPTIMUM VALUE.
2. PLACEMENT OF BACKFILL SHALL BE PERFORMED IN A TIMELY MANNER ALLOWING NO MORE WETTING OR DRYING OF THE UNDERLYING SOILS THAN IS NECESSARY.
3. ONCE UNDERCUT AREA IS BROUGHT BACK TO NATURAL GRADE, ADDITIONAL FILL FOR FINAL GRADING SHALL CONSIST OF CLASS SM-4 WITH THE FINAL EIGHTEEN (18) INCHES BEING CLAY PLATING OUTSIDE THE BUILDING SLAB.
4. CLAY PLATING SHALL CONSIST OF A LEAN CLAY WITH A PI BETWEEN 6 AND 25.
5. ENSURE THAT SUFFICIENT GRADING IS PROVIDED TO PREVENT WATER FROM PONDING IN THE VICINITY OF THE STRUCTURE.
6. FOUNDATION BEARING AREA SHALL BE LEVEL AND FREE OF LOOSE SOIL, PONDING WATER, AND DEBRIS PRIOR TO PLACEMENT OF CONCRETE. IF MATERIALS AT BEARING LEVEL BECOME EXCESSIVELY DRY OR SATURATED, THE AFFECTED MATERIALS SHALL BE REMOVED PRIOR TO PLACING CONCRETE.
7. CONCRETE SHALL BE PLACED PROMPTLY AFTER EXCAVATION OF THE FOOTING.
8. BEFORE FILLING OPERATIONS BEGIN SAMPLES OF EACH PROPOSED FILL MATERIAL SHALL BE TESTED TO DETERMINE THE MAXIMUM DRY DENSITY, OPTIMUM MOISTURE CONTENT, NATURAL MOISTURE CONTENT, GRADATION, AND PLASTICITY OF THE SOIL.
9. FILL SURFACE SHALL BE MAINTAINED DURING CONSTRUCTION AND BE SLOPED TO ACHIEVE PROPER DRAINAGE TO PREVENT PONDING OF WATER ON THE FILL AREA.
10. SHOULD THE SURFACE SOILS BECOME EXCESSIVELY WET OR FROZEN, CONSULT WITH RESIDENT ENGINEER BEFORE PLACING ANY FILL MATERIAL.
11. FIELD DENSITY TESTS SHALL BE PERFORMED FOR EVERY 2,500 SQUARE FEET IN EACH FILL LAYER.



 NORTH  GRADING PLAN
SCALE: 1" = 40.0'



**AHP DIST. 5
MULTI-PURPOSE FACILITY**
West Memphis, Arkansas
Crittenden County




DATE: AUG. 8, 2016
JOB NO: 110635
DRAWN BY: KB
REVISIONS:

C1.3
6 OF 42

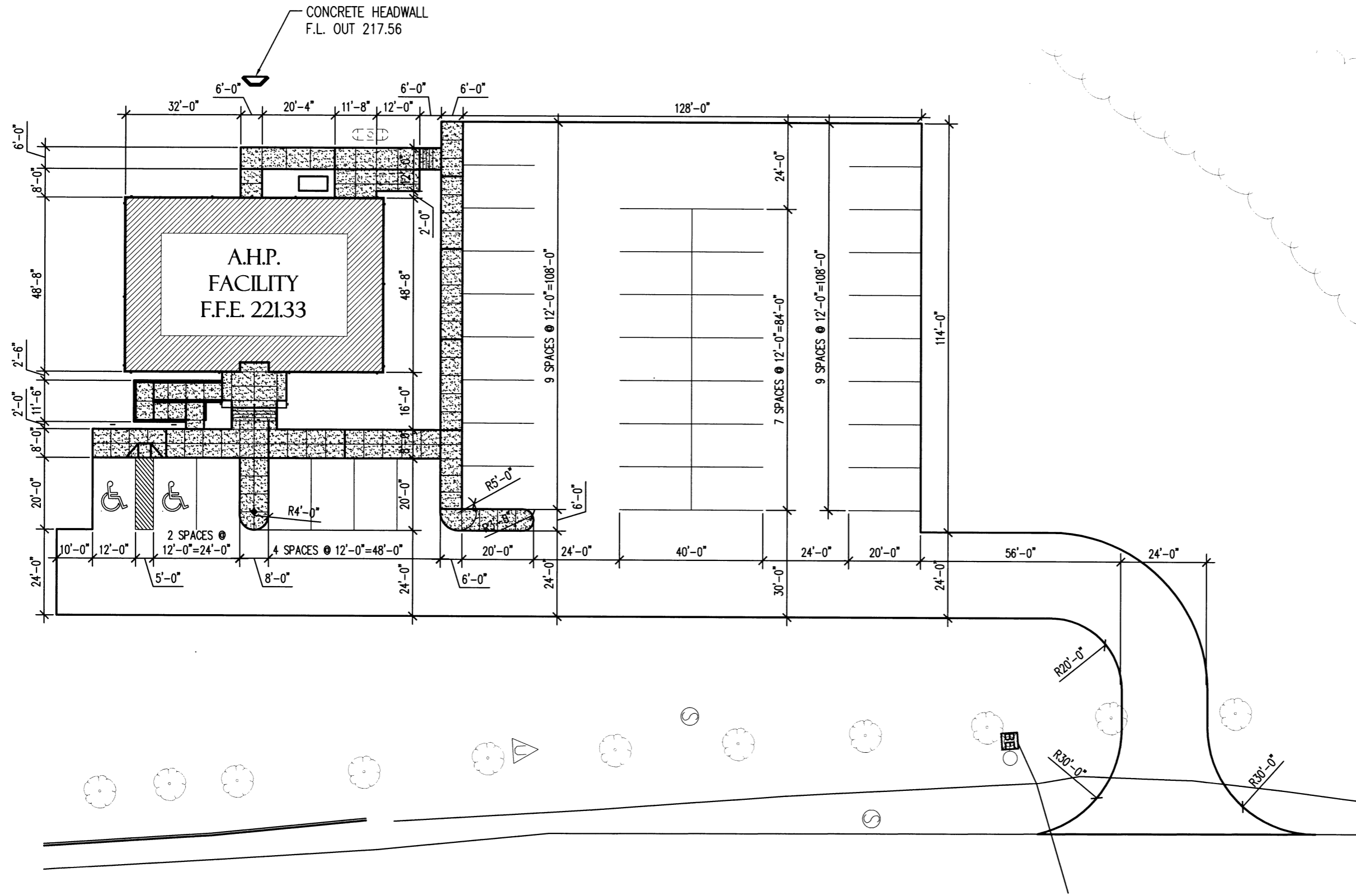


**AHP DIST. 5
MULTI-PURPOSE FACILITY**
West Memphis, Arkansas
Crittenden County



DATE: AUG. 8, 2016
JOB NO: 110635
DRAWN BY: KB
REVISIONS:


C1.4
7 OF 42



1 OVERALL SITE DIMENSION PLAN
SCALE: 1" = 30.0'

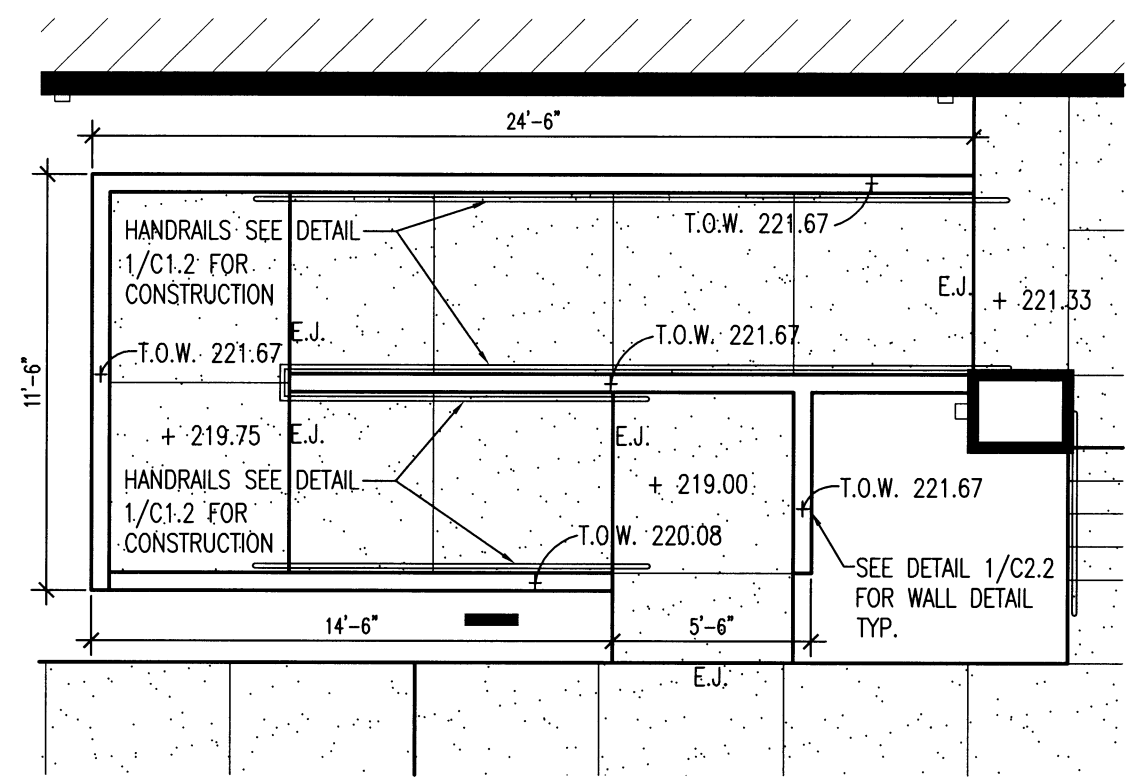


**AHP DIST. 5
MULTI-PURPOSE FACILITY**
West Memphis, Arkansas
Crittenden County



DATE: AUG. 8, 2016
JOB NO: 110635
DRAWN BY: KB
REVISIONS: 10-24-16

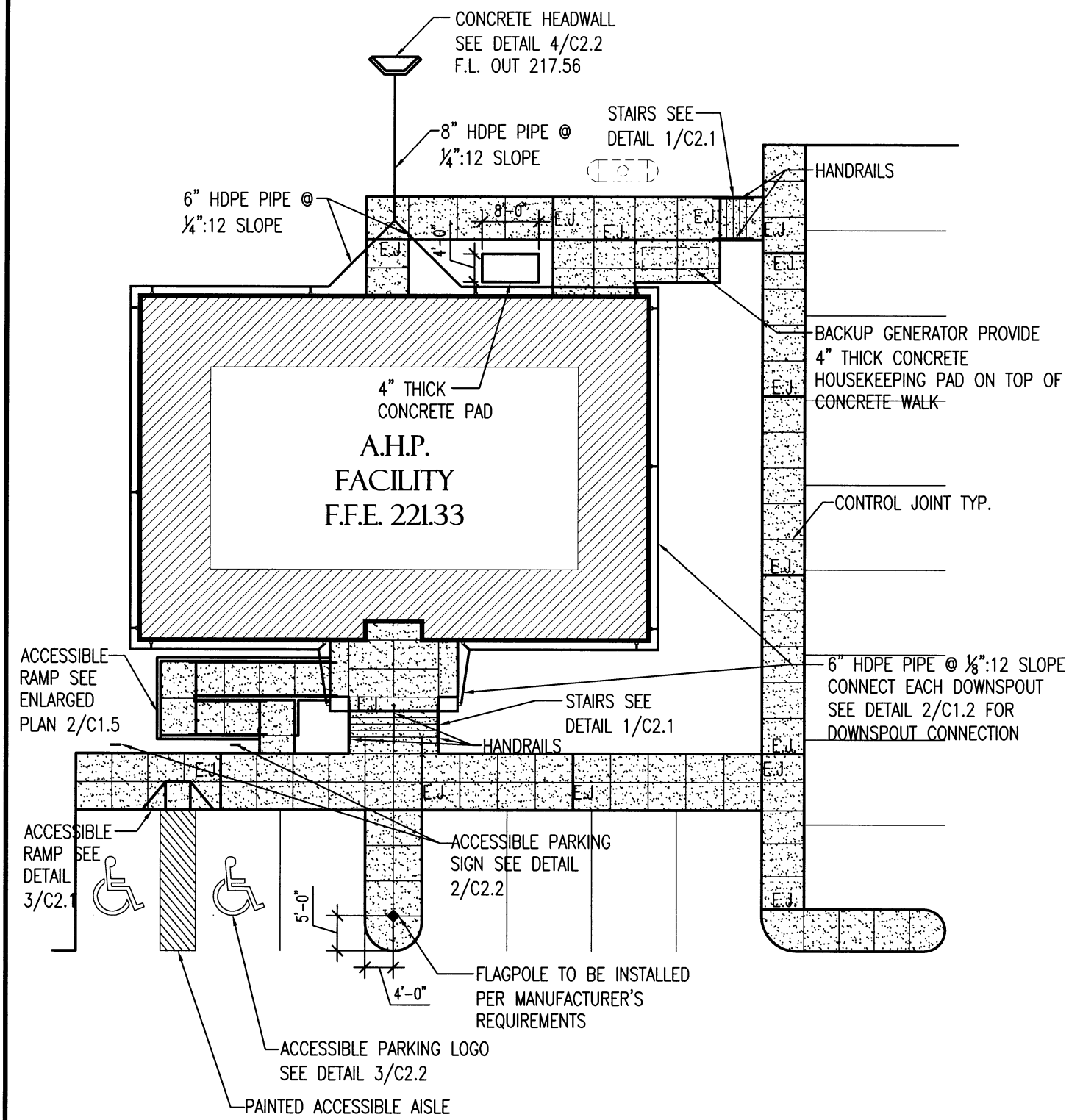
C1.5
8 OF 42



2
C1.5

ENLARGED SITE PLAN

SCALE: 3/16" = 1'-0"




1
C1.5

ENLARGED SITE PLAN

SCALE: 1" = 20.0'

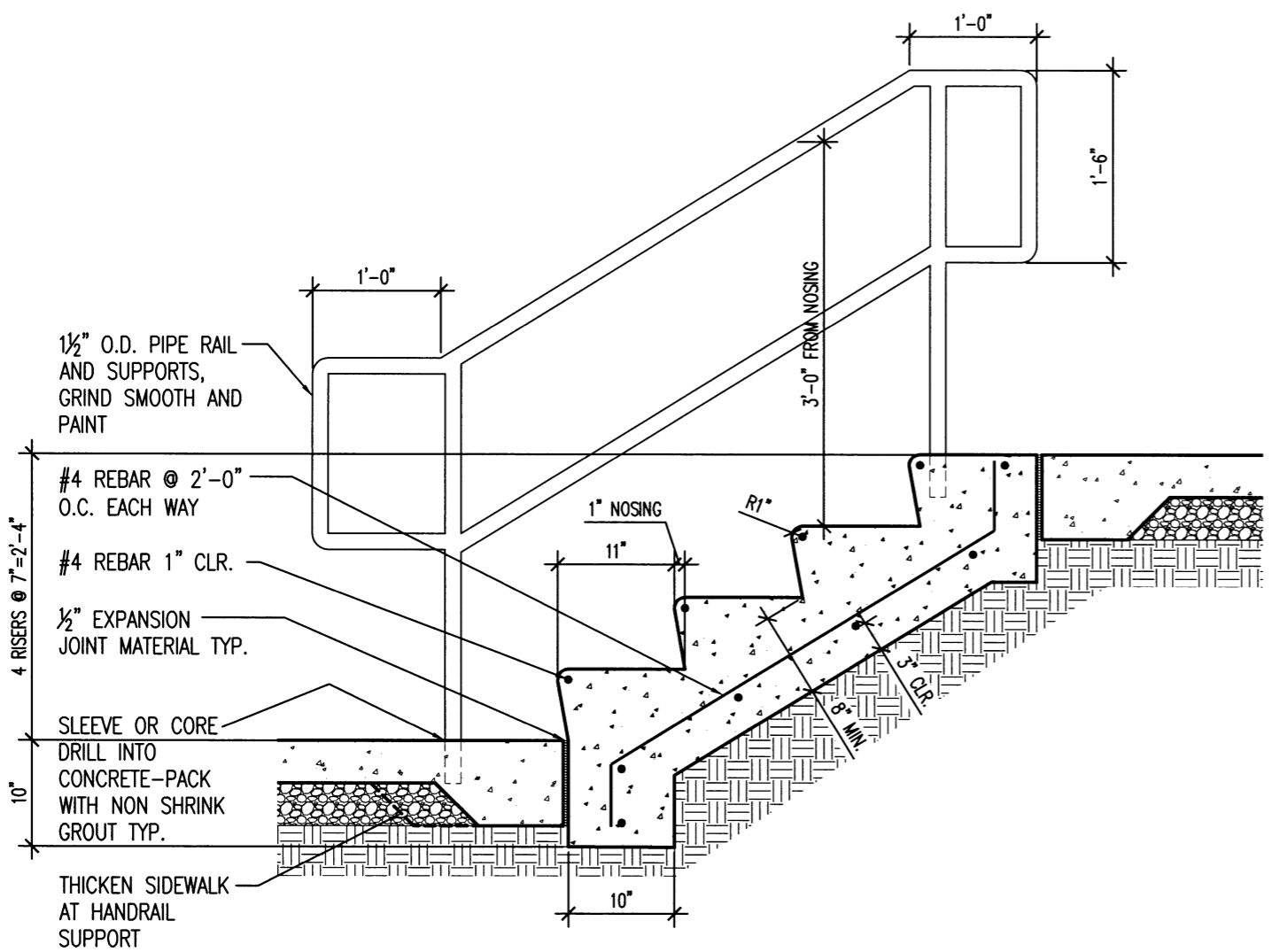


AHP DIST. 5
MULTI-PURPOSE FACILITY
 West Memphis, Arkansas
 Crittenden County

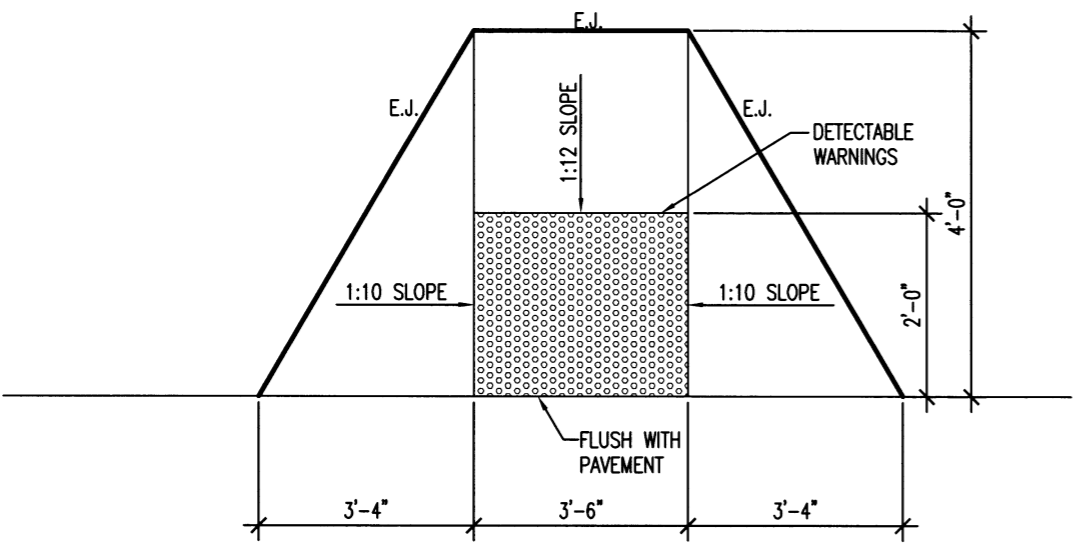


DATE: AUG. 8, 2016
JOB NO: 110635
 DRAWN BY: KB
 REVISIONS:

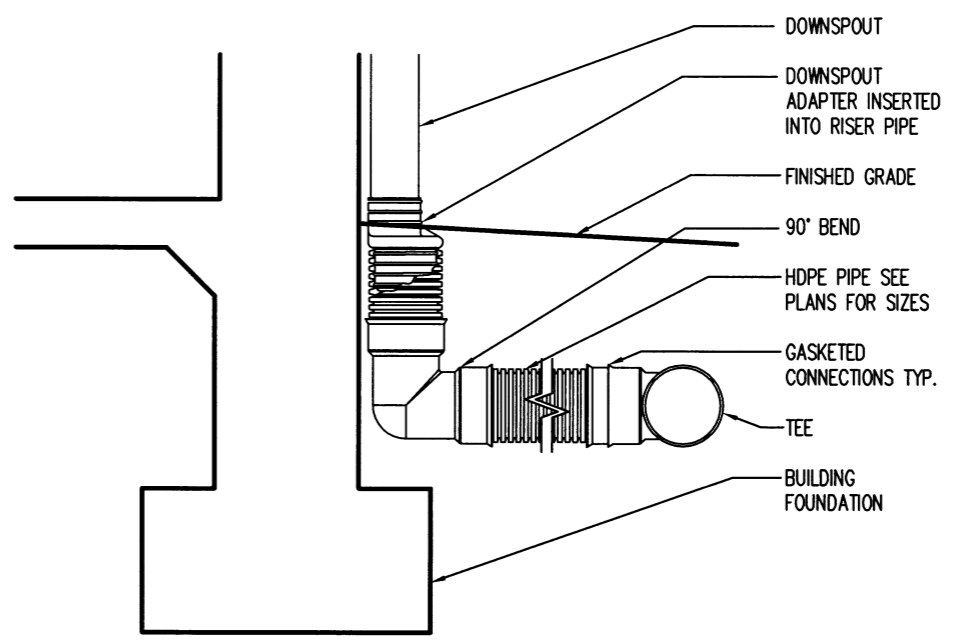
C2.1
 9 OF 42



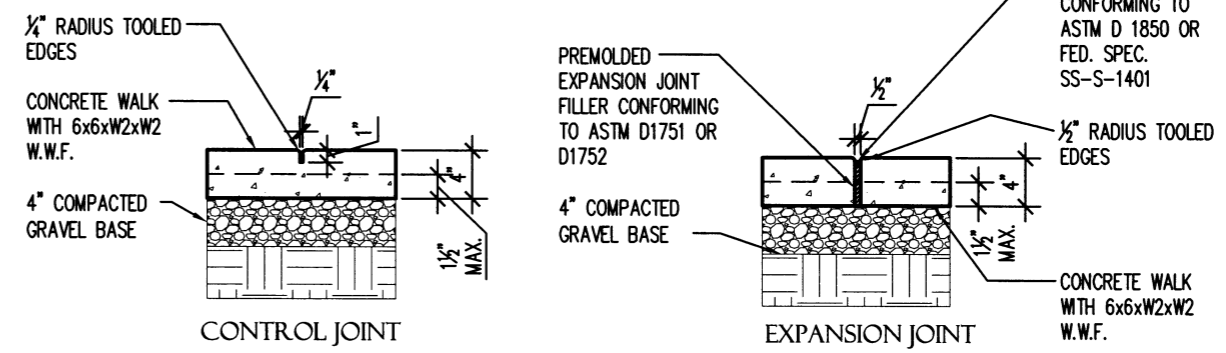
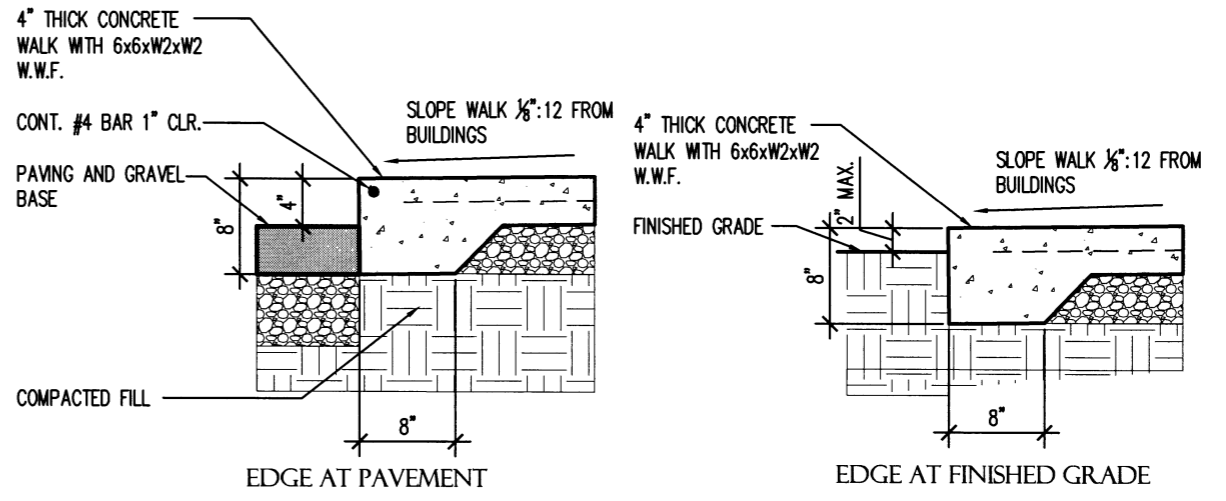
1 EXTERIOR STAIR DETAIL
 C2.1 SCALE: NO SCALE



3 CURB RAMP DETAIL
 C2.1 SCALE: NO SCALE




2 DOWNSPOUT TO STORM SEWER CONNECTION
 C2.1 SCALE: NO SCALE



4 SIDEWALK DETAILS
 C2.1 SCALE: NO SCALE

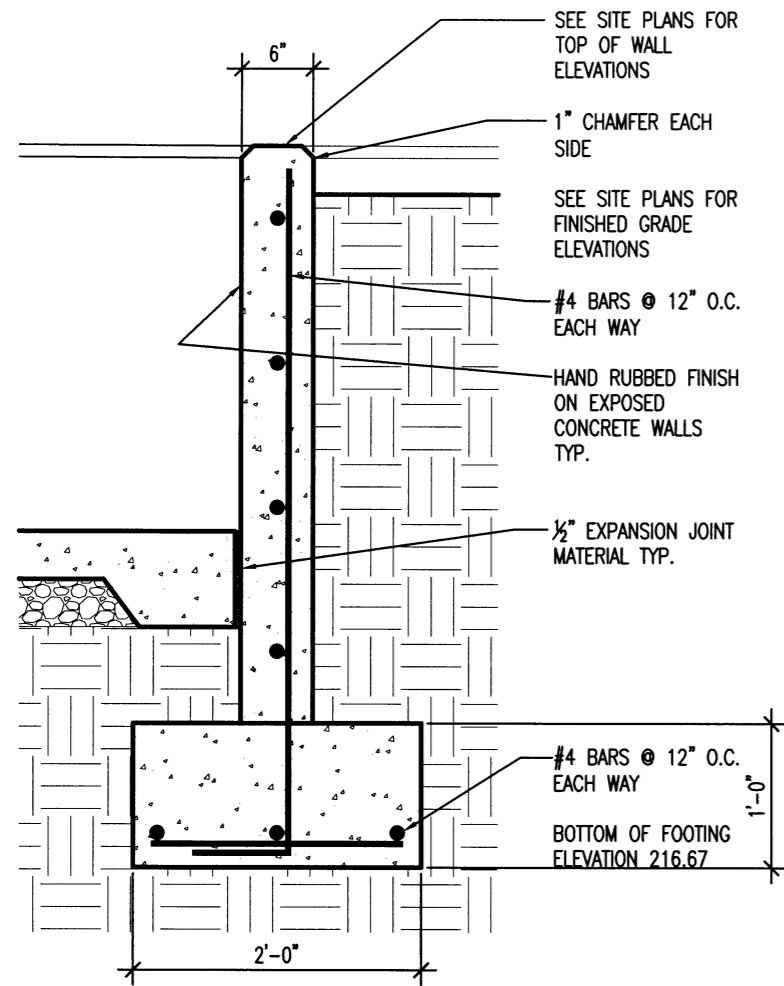


AHP DIST. 5
MULTI-PURPOSE FACILITY
West Memphis, Arkansas
Crittenden County

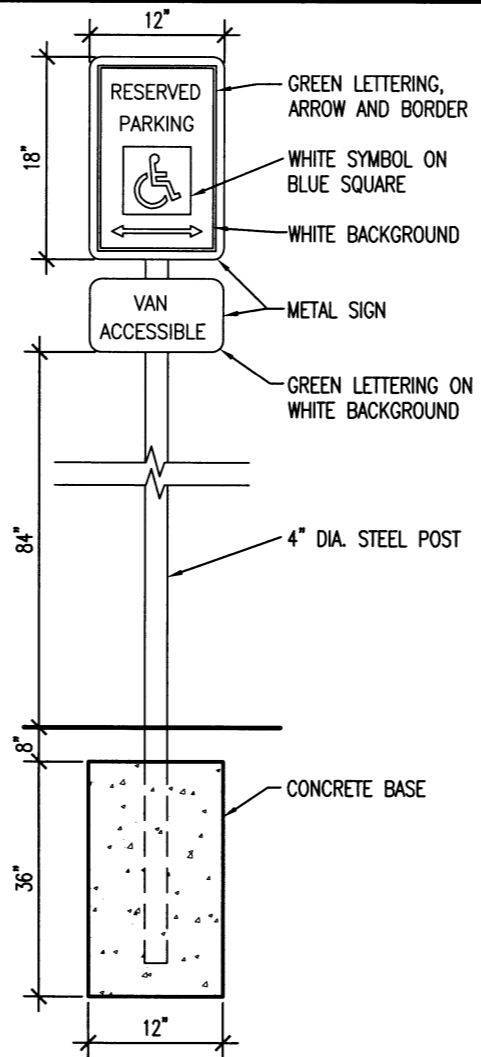


DATE: AUG. 8, 2016
JOB NO: 110635
DRAWN BY: KB
REVISIONS:

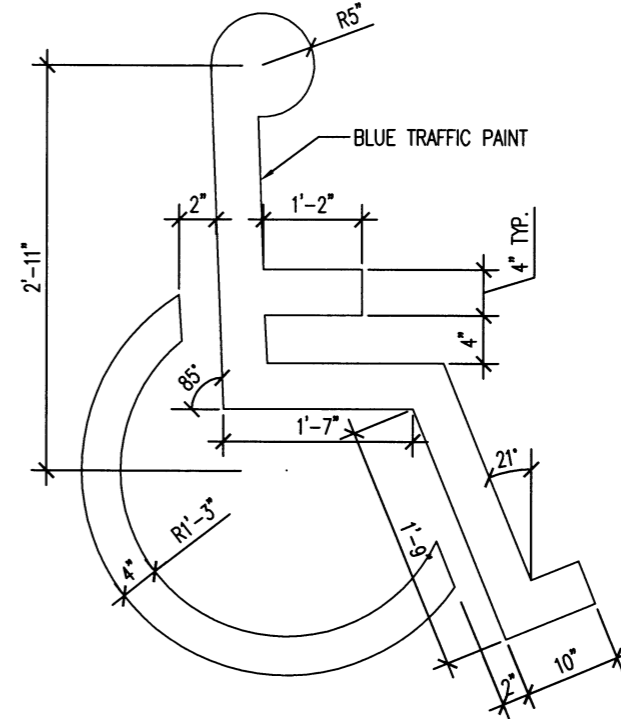
C2.2
10 OF 42



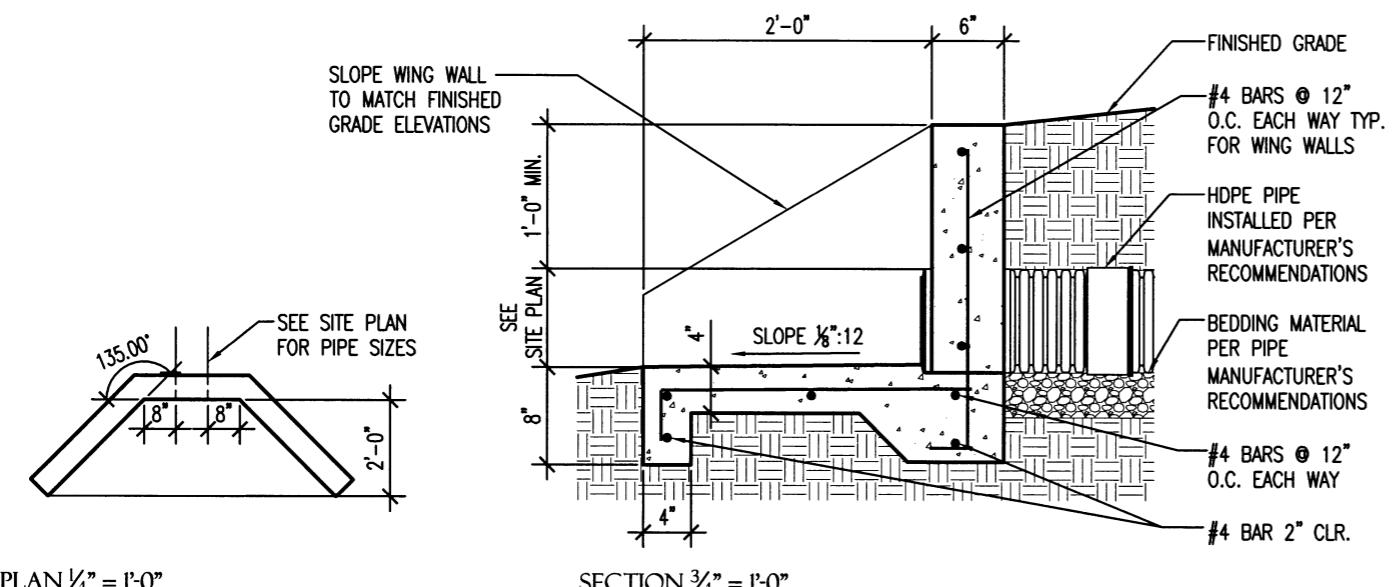
1 RAMP RETAINING WALL DETAIL
C2.2 SCALE: 3/4" = 1'-0"



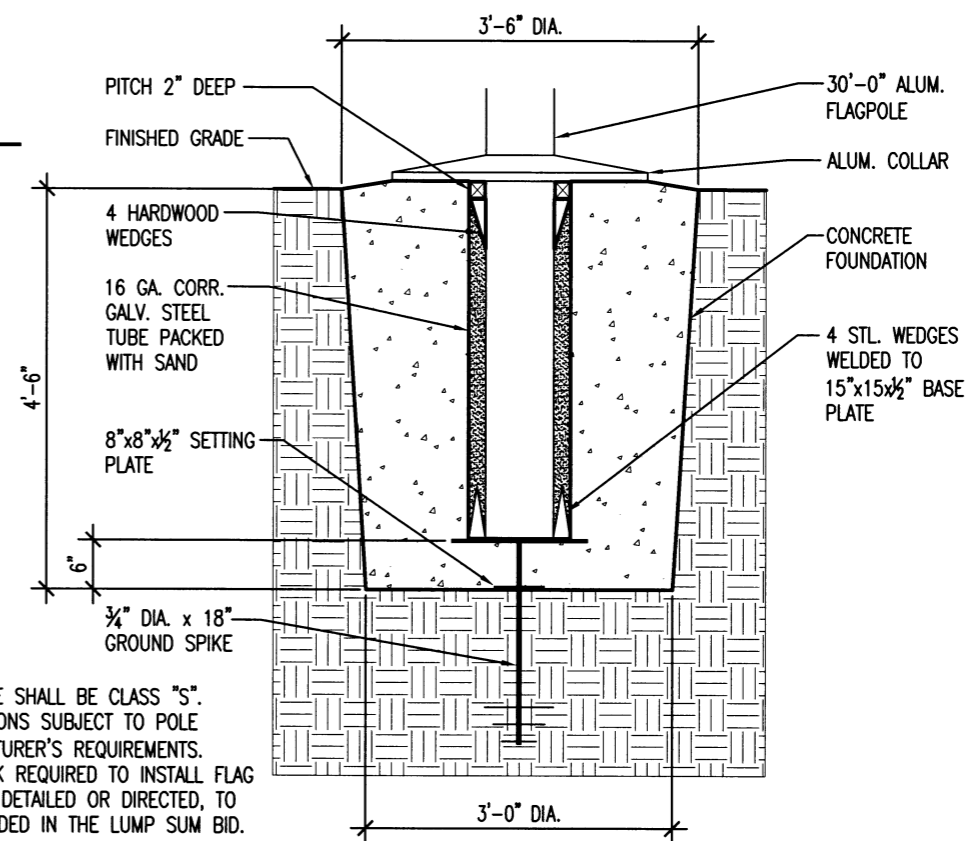
2 ACCESSIBLE PARKING SIGN
C2.2 SCALE: NO SCALE



3 ACCESSIBLE PARKING LOGO
C2.2 SCALE: NO SCALE



4 HEADWALL DETAIL
C2.2 SCALE: AS NOTED




1. CONCRETE SHALL BE CLASS "S". FOUNDATIONS SUBJECT TO POLE MANUFACTURER'S REQUIREMENTS.
2. ALL WORK REQUIRED TO INSTALL FLAG POLE AS DETAILED OR DIRECTED, TO BE INCLUDED IN THE LUMP SUM BID.

5 FLAGPOLE BASE DETAIL
C2.2 SCALE: AS NOTED



AHP DIST. 5
MULTI-PURPOSE FACILITY
 West Memphis, Arkansas
 Crittenden County



DATE: AUG. 8, 2016
JOB NO: 110635
 DRAWN BY: KB
 REVISIONS:

A1.1
 11 OF 42

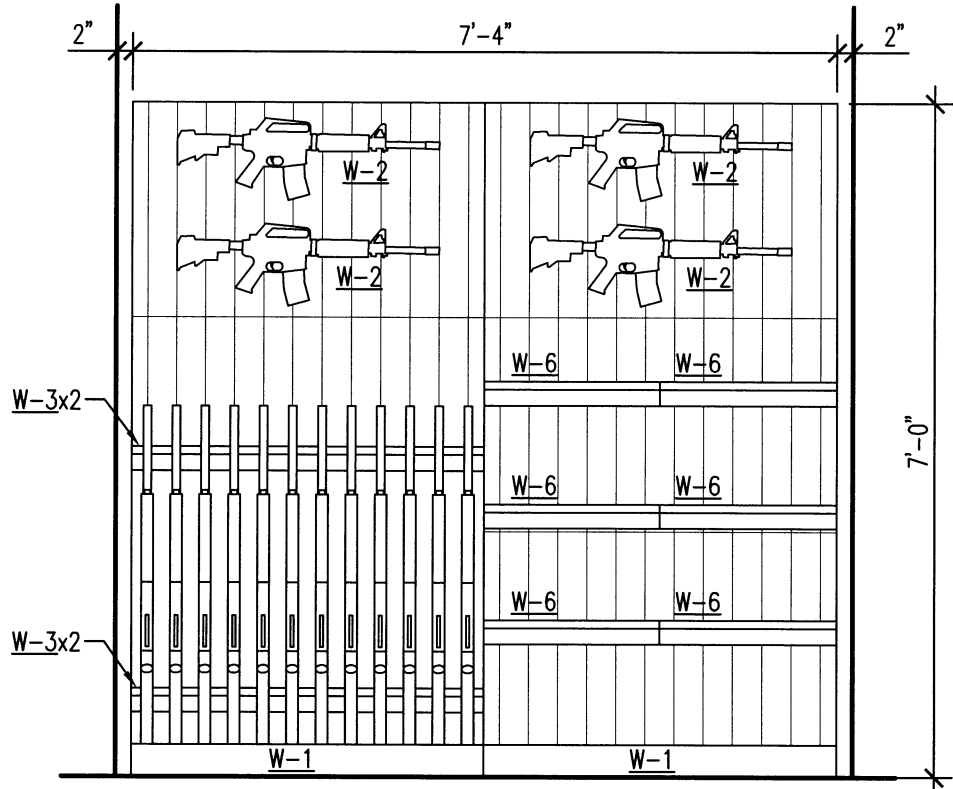
ROOM FINISH SCHEDULE

MATERIAL	ROOM FINISH MARK					COMMENTS
	A	B	C	D	E	
FLOOR	VINYL COMPOSITION TILE	●		●		
	CARPET		●			
	CERAMIC TILE				●	
	SEALED CONCRETE					●
BASE	4" RUBBER BASE	●	●	●		
	4" CERAMIC COVE BASE				●	
	NONE					●
WALLS	GYP, PAINT EGG SHELL	●	●		●	
	CMU, PAINT EGG SHELL			●		
	FULL HEIGHT CERAMIC TILE ON WET WALL				●	
	GYP, TAPE AND FLOAT					●
W/SCOT	NONE	●	●	●		●
	CERAMIC TILE				●	
CEILING	2'x2' ACOUSTICAL TILE	●	●	●	●	
	NONE					●

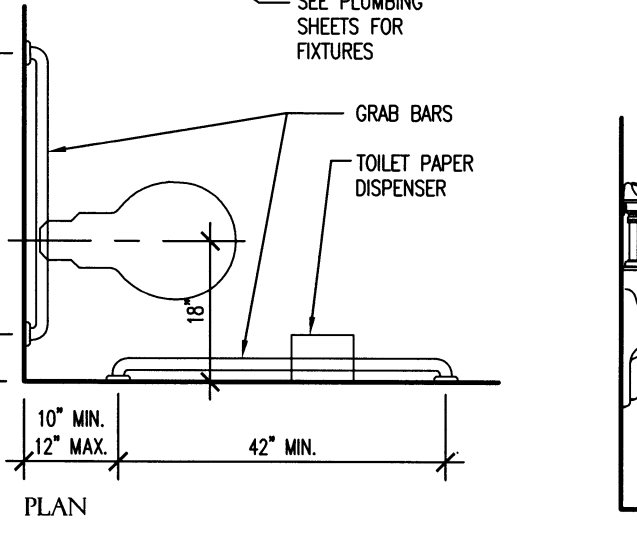
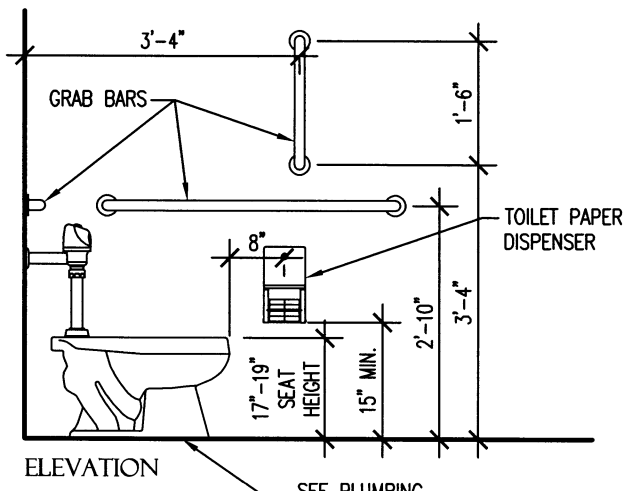
WEAPONS RACK SCHEDULE

MARK	QTY.	MODEL
W-1	2	84" HIGH OPEN WEAPONS RACK
W-2	4	TSI-6104 3 CAPACITY HORZ. MOUNT
W-3	4	TSI-8406 6 CAPACITY STOCK AND BARREL BRACKET
W-6	6	TSI-5706 6 CAPACITY SHELF

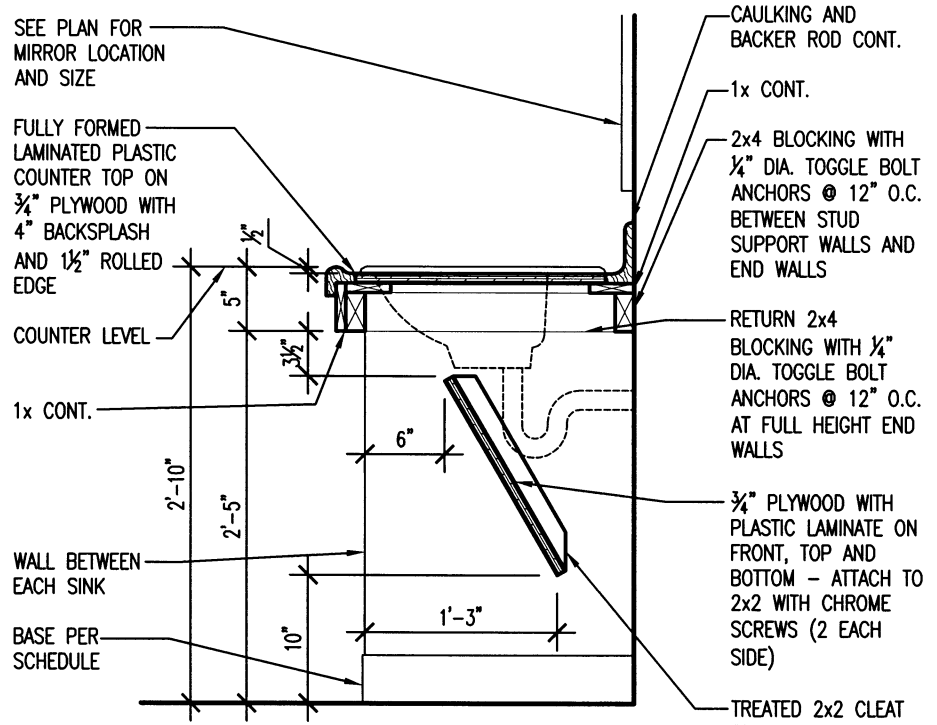
NOTE:
 WEAPONS RACK INFORMATION IS BASED UPON TSI WEAPONS OF COLORADO SPRINGS, COLORADO
 WWW.TSIWEAPONS.COM



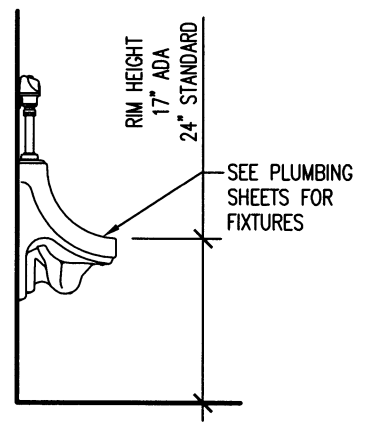
1 WEAPONS RACK ELEVATION
 SCALE: 1/2" = 1'-0"



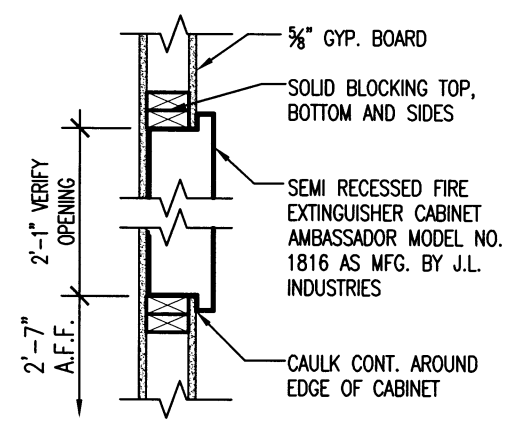
3 ADA TOILET DETAILS
 SCALE: NO SCALE



2 LAVATORY DETAIL
 SCALE: NO SCALE



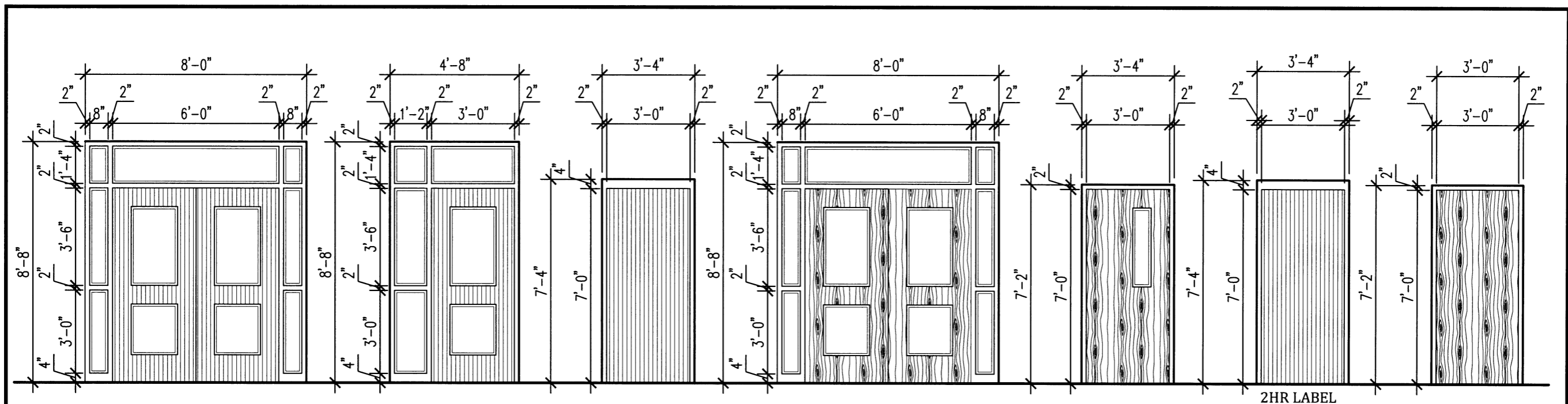
4 URINAL DETAIL
 SCALE: NO SCALE



5 FIRE EXTINGUISHER CABINET DETAIL
 SCALE: NO SCALE



AHP DIST. 5
MULTI-PURPOSE FACILITY
 West Memphis, Arkansas
 Crittenden County



①

1 3/4" THICK INSULATED METAL DOOR IN 2"x5 3/4" HOLLOW METAL FRAME. 1" TEMPERED INSULATING GLASS.

②

1 3/4" THICK INSULATED METAL DOOR IN 2"x5 3/4" HOLLOW METAL FRAME. 1" TEMPERED INSULATING GLASS

③

1 3/4" THICK INSULATED METAL DOOR IN 2"x5 3/4" HOLLOW METAL FRAME.

④

1 3/4" THICK SOLID CORE WOOD DOORS IN 2"x5 3/4" HOLLOW METAL FRAME. 1/4" TEMPERED GLASS

⑤

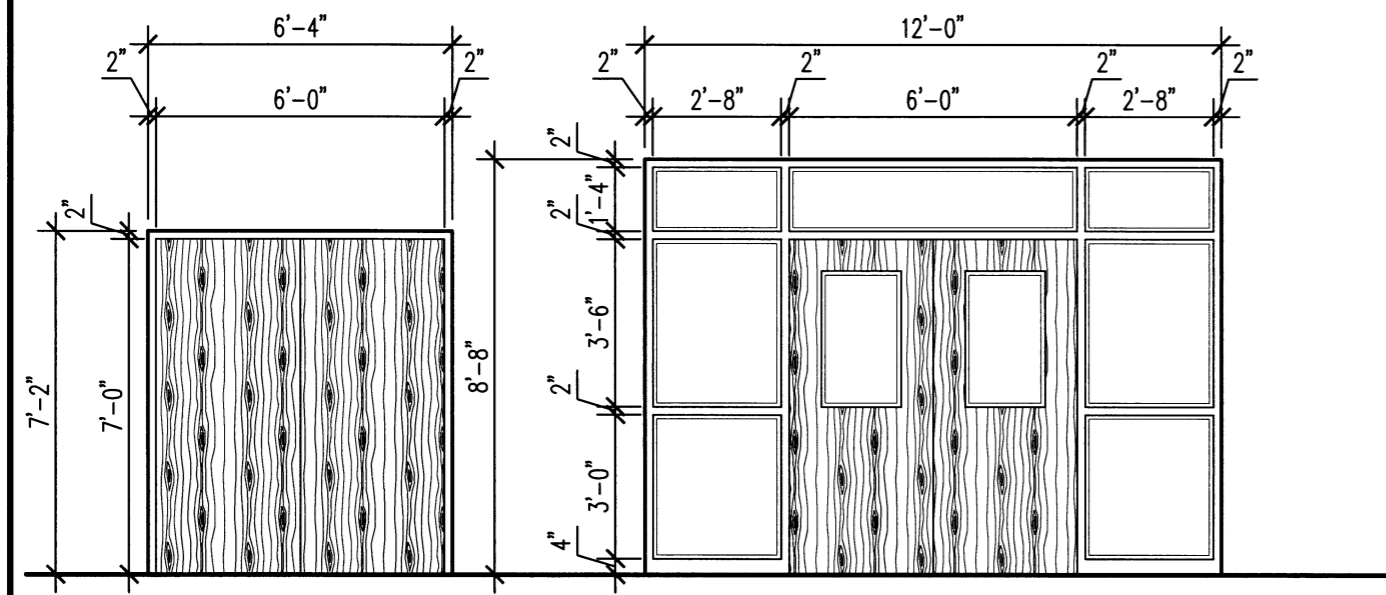
1 3/4" THICK SOLID CORE WOOD DOOR IN 2"x5 3/4" HOLLOW METAL FRAME. 1/4" TEMPERED GLASS

⑥

1 3/4" THICK METAL DOOR IN 2"x5 3/4" HOLLOW METAL FRAME.

⑦

1 3/4" THICK SOLID CORE WOOD DOOR IN 2"x5 3/4" HOLLOW METAL FRAME.

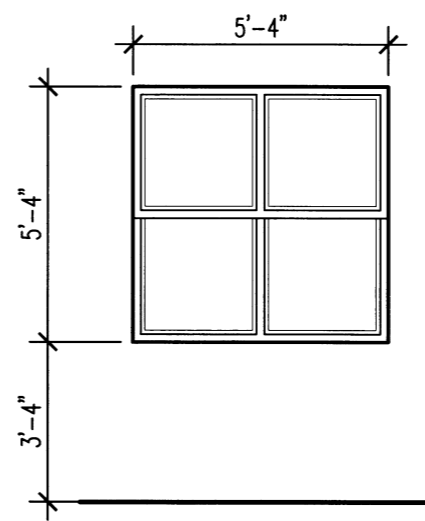


⑧

1 3/4" THICK SOLID CORE WOOD DOORS IN 2"x5 3/4" HOLLOW METAL FRAME.


⑨

1 3/4" THICK SOLID CORE WOOD DOORS IN 2"x5 3/4" HOLLOW METAL FRAME. 1/4" TEMPERED GLASS



Ⓐ

THERMALLY BROKEN SINGLE HUNG ALUMINUM WINDOW WITH INSECT SCREEN ON OPERABLE PORTION




DATE: AUG. 8, 2016
 JOB NO: 110635
 DRAWN BY: KB
 REVISIONS:

1 DOOR AND WINDOW SCHEDULE
 A1.2 SCALE: 1/4" = 1'-0"

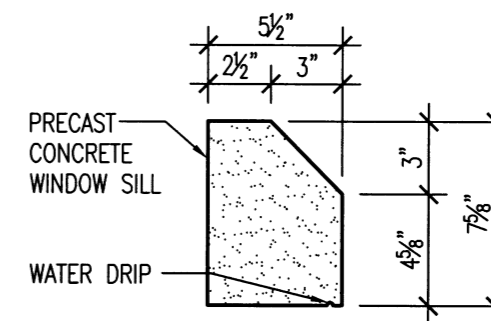
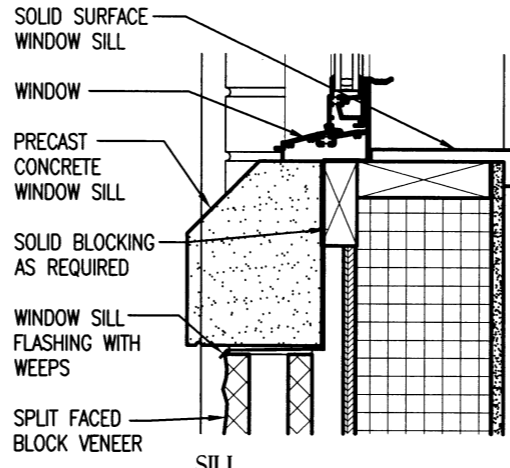
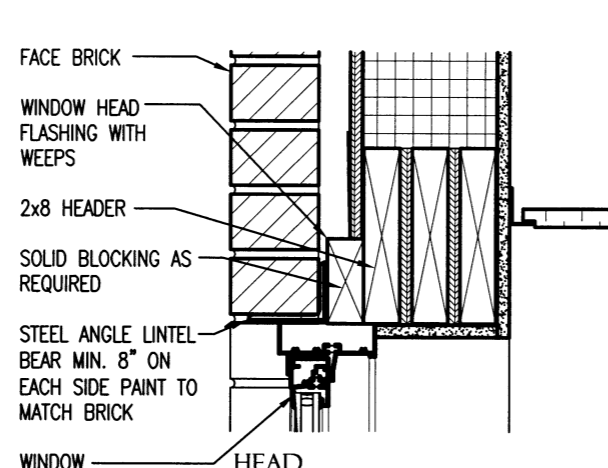
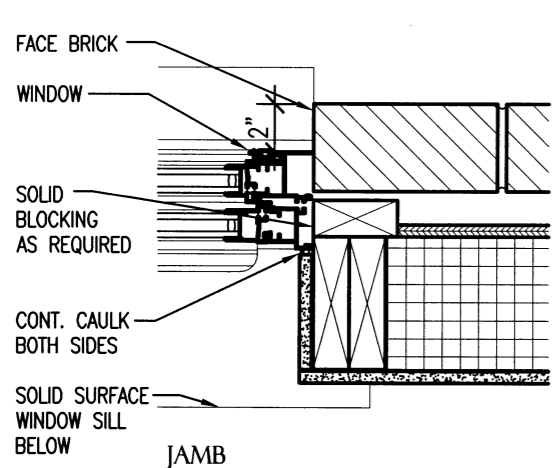


AHP DIST. 5
MULTI-PURPOSE FACILITY
 West Memphis, Arkansas
 Crittenden County



DATE: AUG. 8, 2016
 JOB NO: 110635
 DRAWN BY: KB
 REVISIONS:

A1.3
 13 OF 42

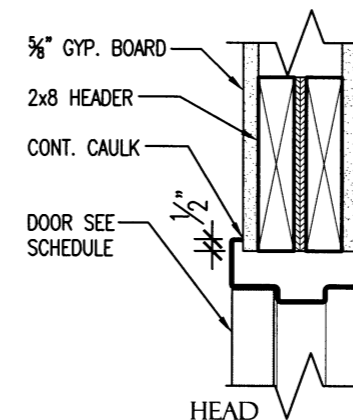
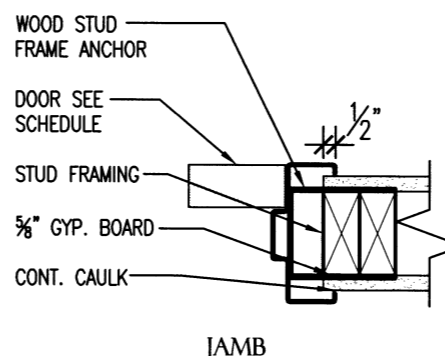
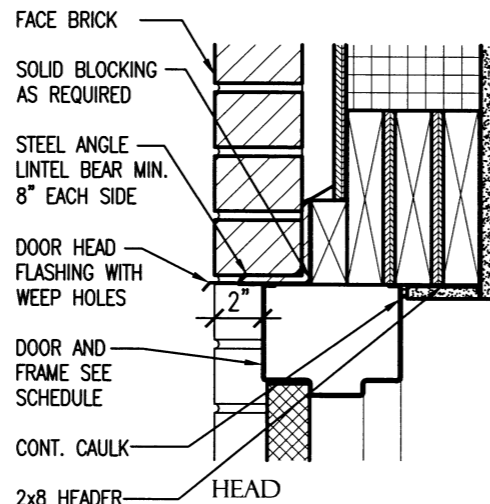
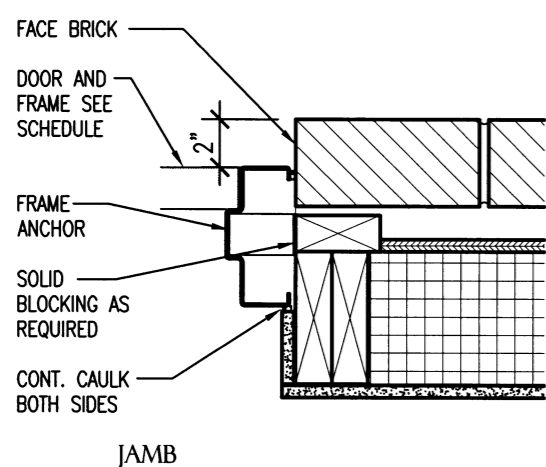


2 PRECAST WINDOW SILL DETAIL

A1.3 SCALE: 1/2" = 1'-0"

1 WINDOW DETAILS

A1.3 SCALE: 1/2" = 1'-0"

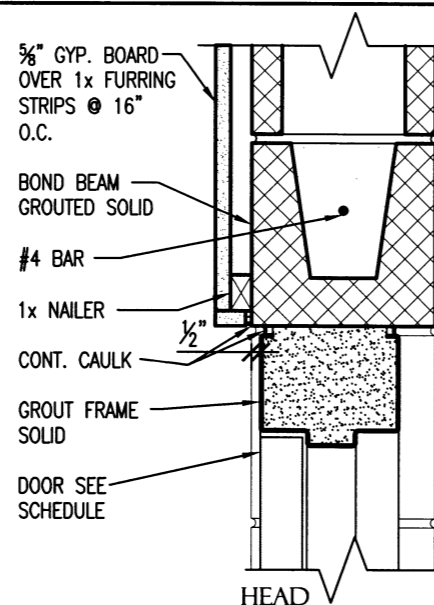
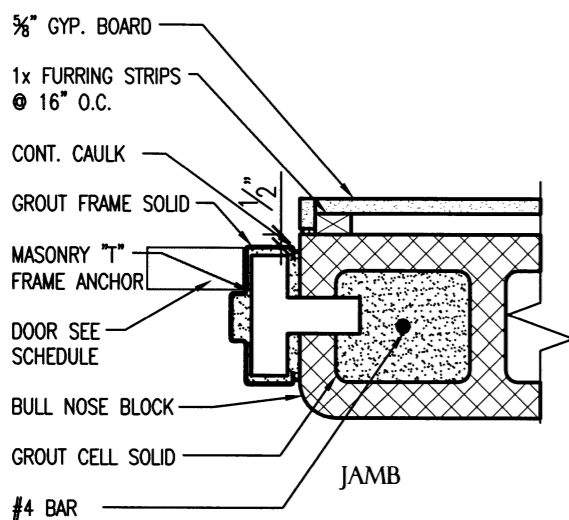


4 INTERIOR DOOR DETAILS (STUDS)

A1.3 SCALE: 1/2" = 1'-0"

3 EXTERIOR DOOR DETAILS

A1.3 SCALE: 1/2" = 1'-0"




5 INTERIOR DOOR DETAILS (MASONRY)

A1.3 SCALE: 1/2" = 1'-0"

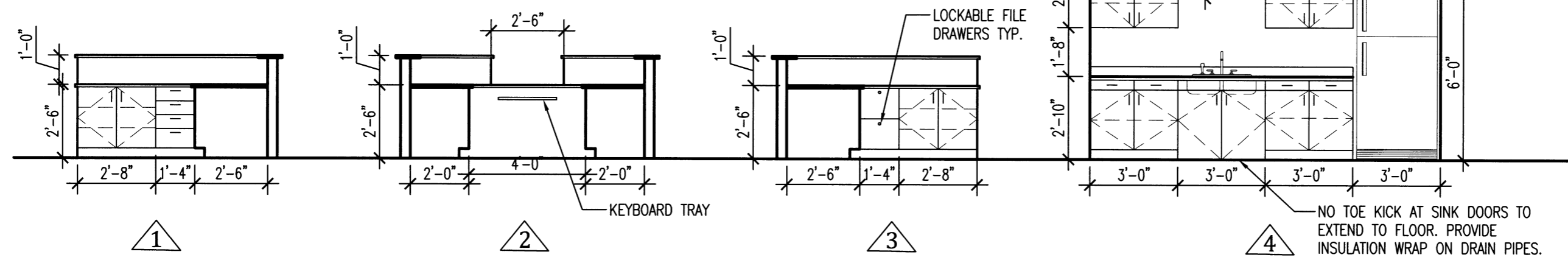


AHP DIST. 5
MULTI-PURPOSE FACILITY
 West Memphis, Arkansas
 Crittenden County

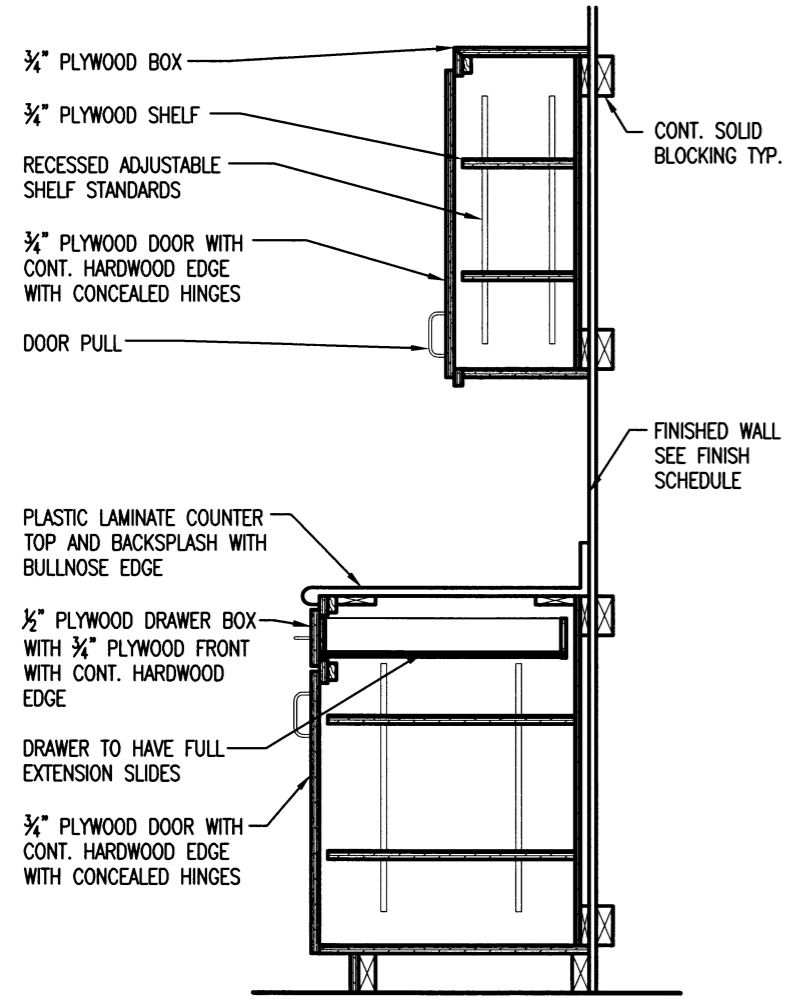


DATE: AUG. 8, 2016
 JOB NO: 110635
 DRAWN BY: KB
 REVISIONS:

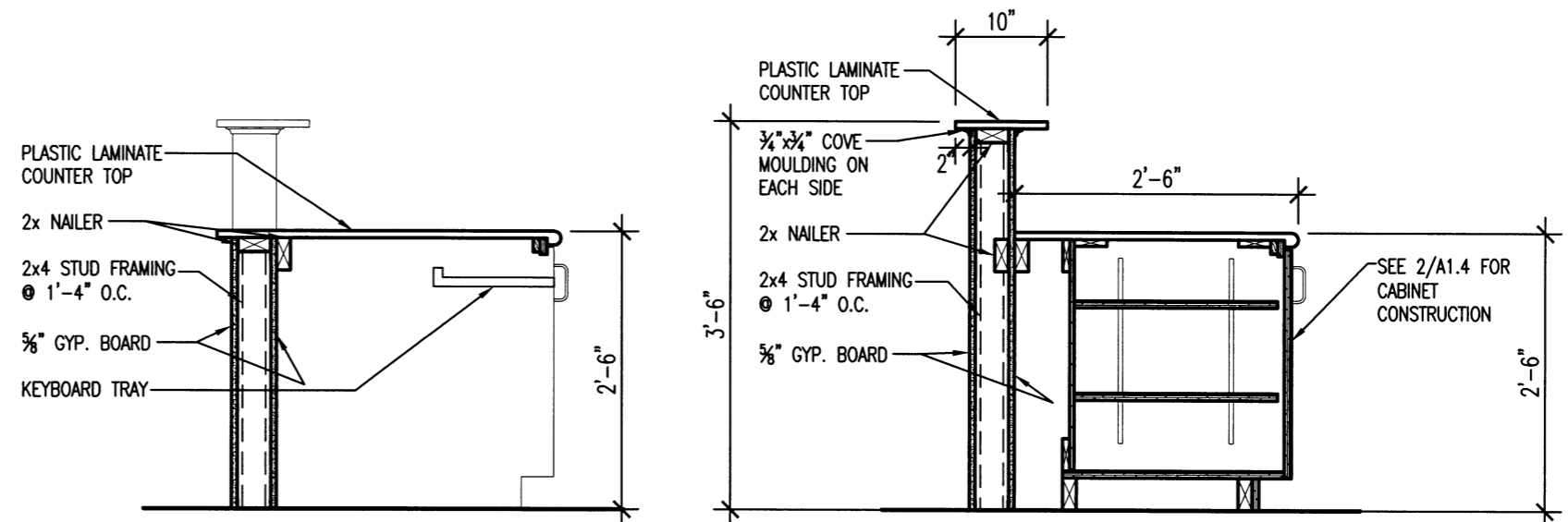
A1.4
 14 OF 42



1 CABINET ELEVATIONS
 A1.4 SCALE: 1/4" = 1'-0"




2 TYPICAL CABINET SECTION
 A1.4 SCALE: NO SCALE



3 RECEPTION DESK DETAILS
 A1.4 SCALE: NO SCALE

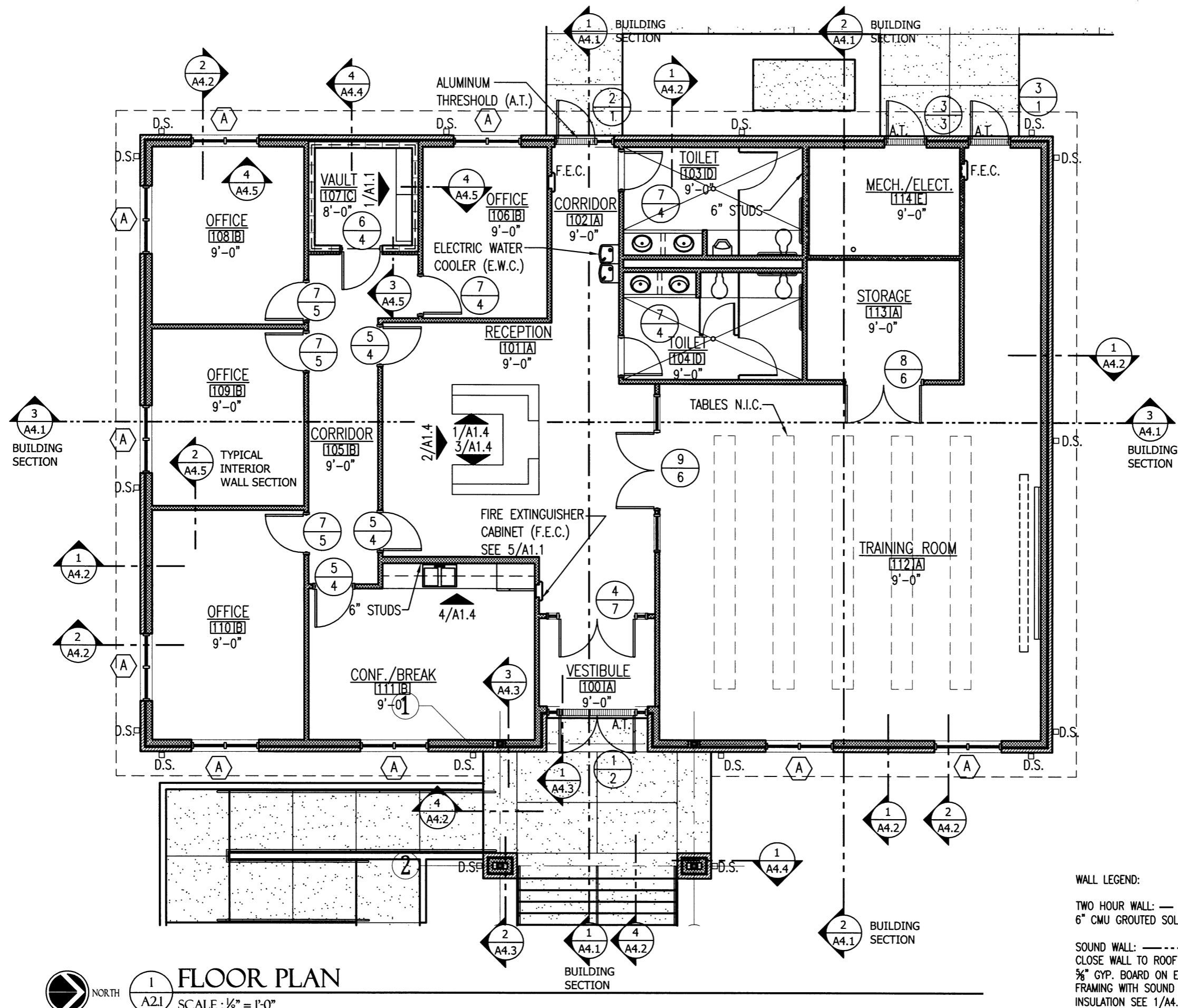


**AHP DIST. 5
MULTI-PURPOSE FACILITY**
West Memphis, Arkansas
Crittenden County



DATE: AUG. 8, 2016
JOB NO: 110635
DRAWN BY: KB
REVISIONS:

A2.1
15 OF 42




FLOOR PLAN
SCALE: 1/8" = 1'-0"

WALL LEGEND:
TWO HOUR WALL: - - - -
6" CMU GROUTED SOLID
SOUND WALL: - · - · -
CLOSE WALL TO ROOF DECK ABOVE WITH 5/8" GYP. BOARD ON EACH SIDE OF STUD FRAMING WITH SOUND ATTENUATION BATT. INSULATION SEE 1/A4.5

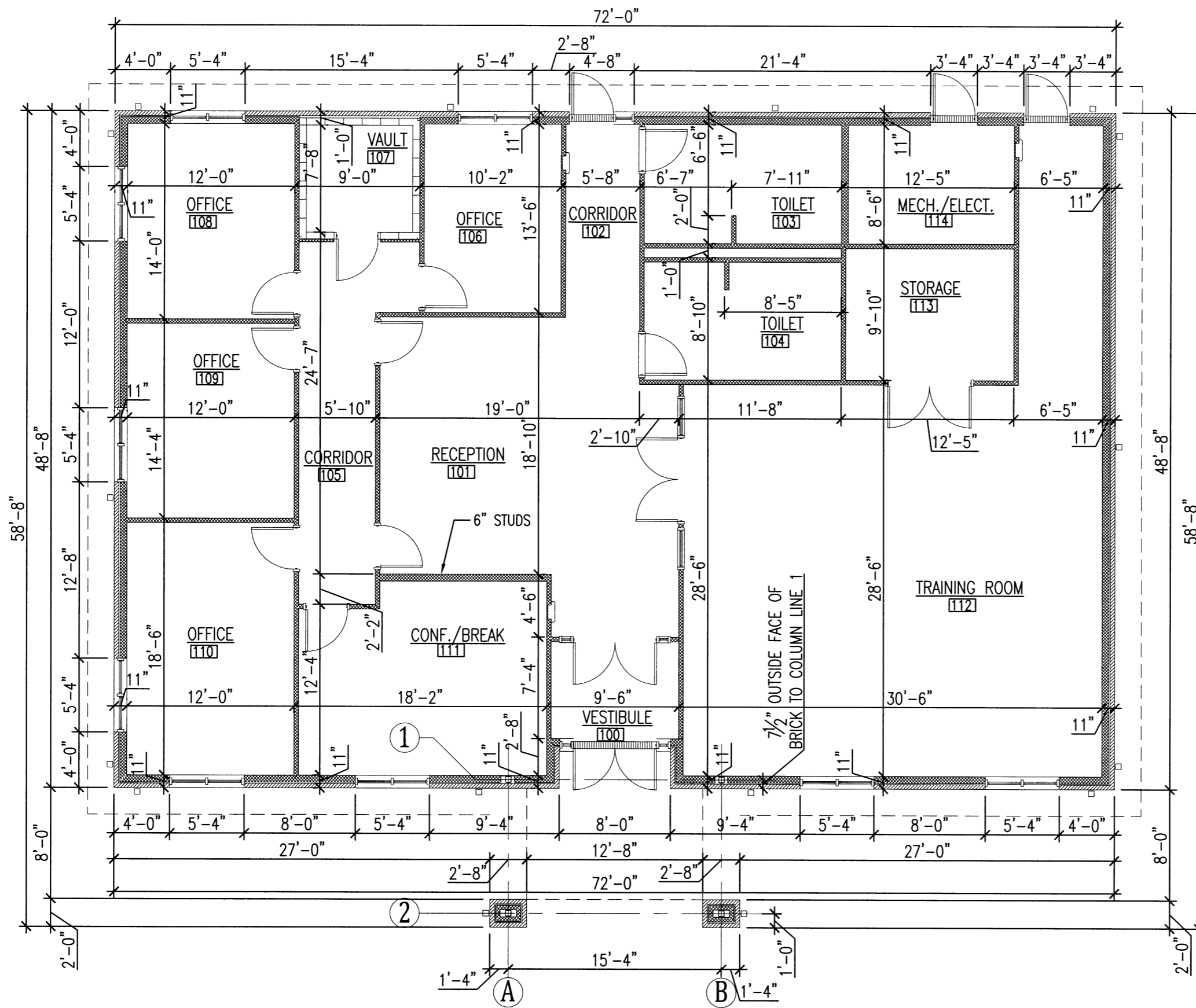


AHP DIST. 5
MULTI-PURPOSE FACILITY
 West Memphis, Arkansas
 Crittenden County



DATE: AUG. 8, 2016
 JOB NO: 110635
 DRAWN BY: KB
 REVISIONS:

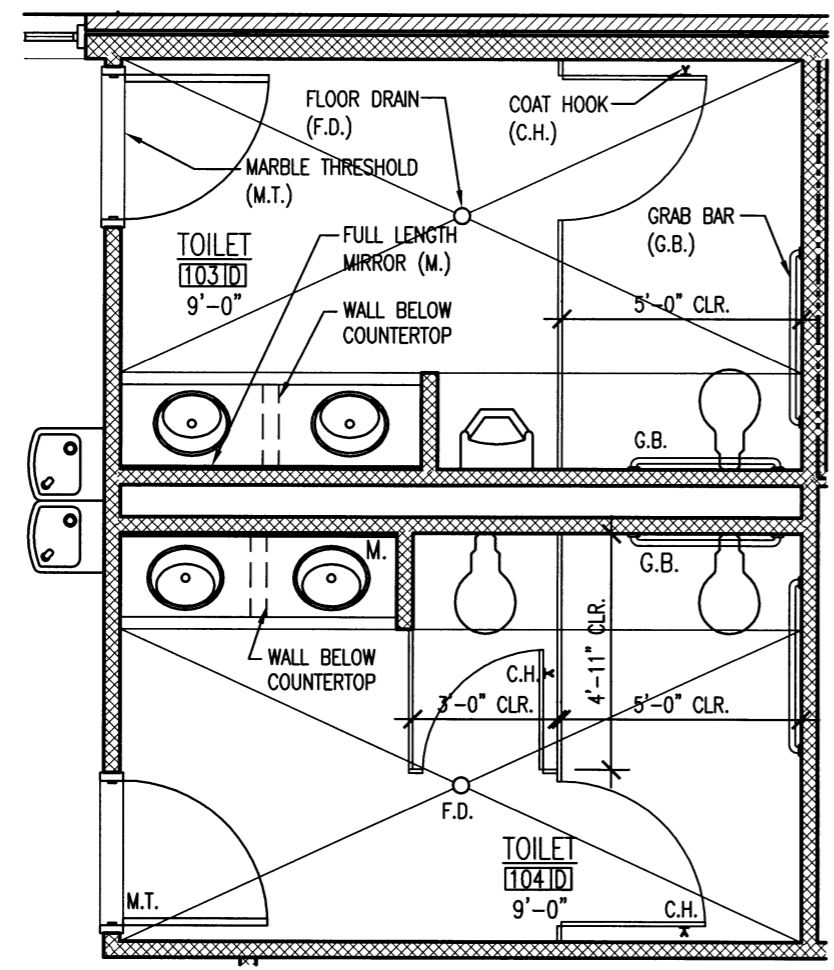
A2.2
 16 OF 42



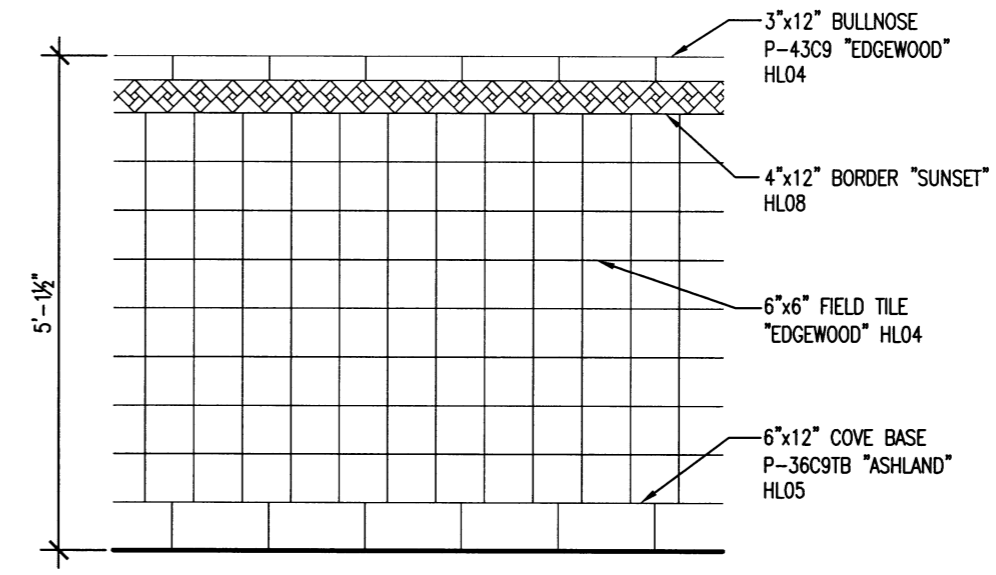
NORTH
 1 DIMENSION PLAN
 A2.1 SCALE: 1/8" = 1'-0"



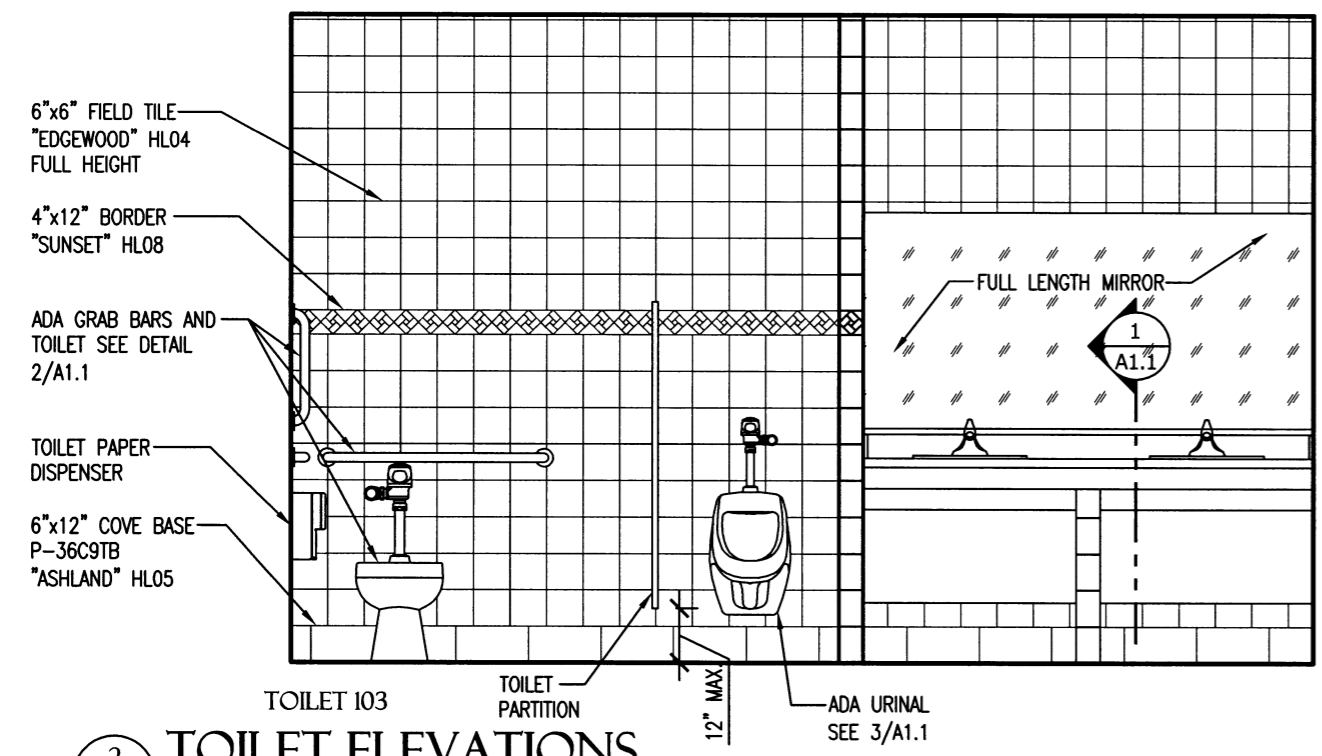
AHP DIST. 5
MULTI-PURPOSE FACILITY
 West Memphis, Arkansas
 Crittenden County




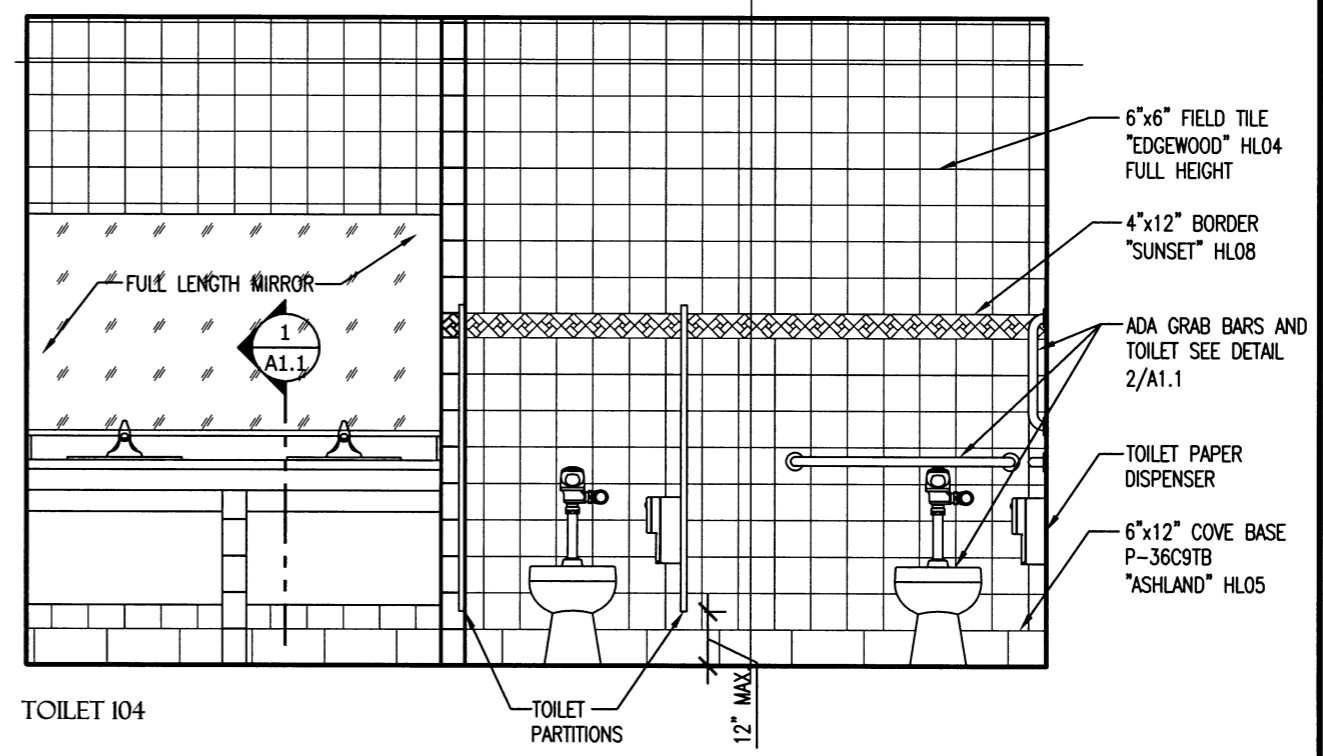
1 ENLARGED TOILET PLAN
 NORTH
 A2.3 SCALE: 1/4" = 1'-0"



1 CERAMIC TILE WAINSCOT DETAIL
 A2.3 SCALE: 1/2" = 1'-0"



2 TOILET ELEVATIONS
 A2.3 SCALE: 3/8" = 1'-0"

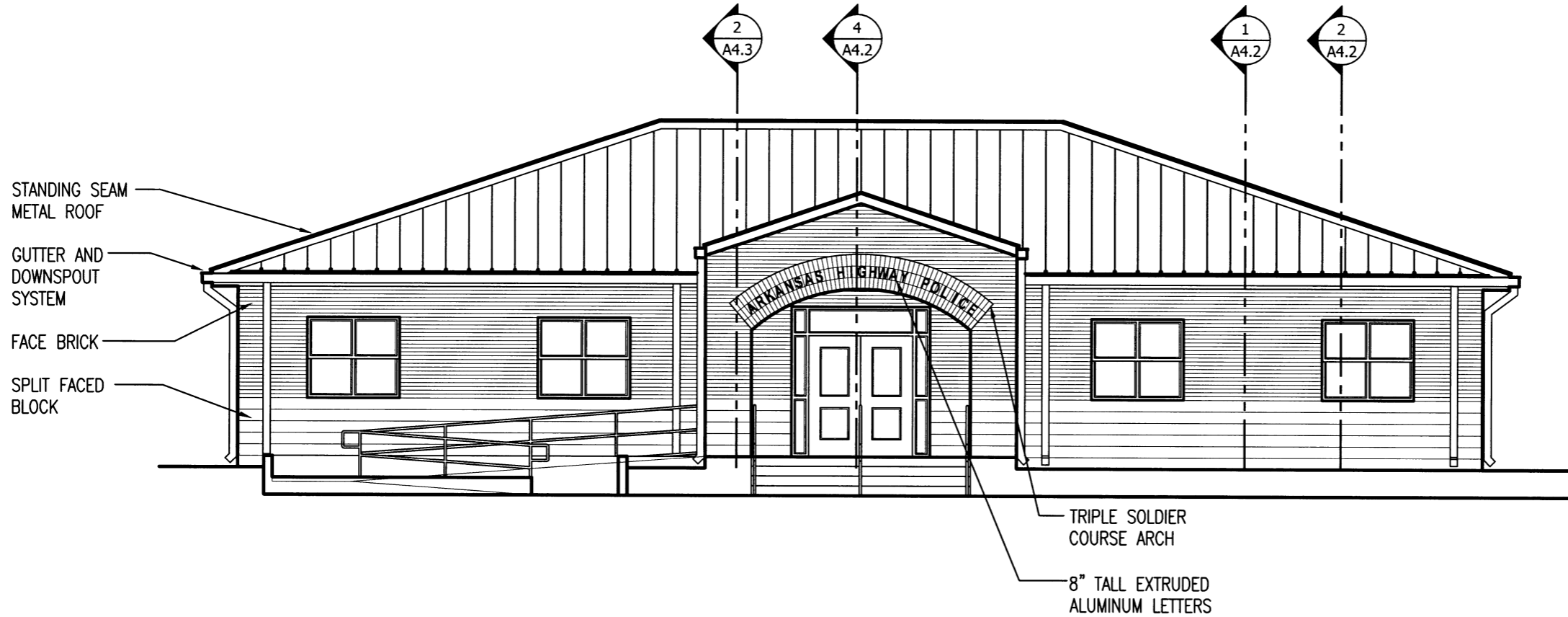


DATE: AUG. 8, 2016
 JOB NO: 110635
 DRAWN BY: KB
 REVISIONS:

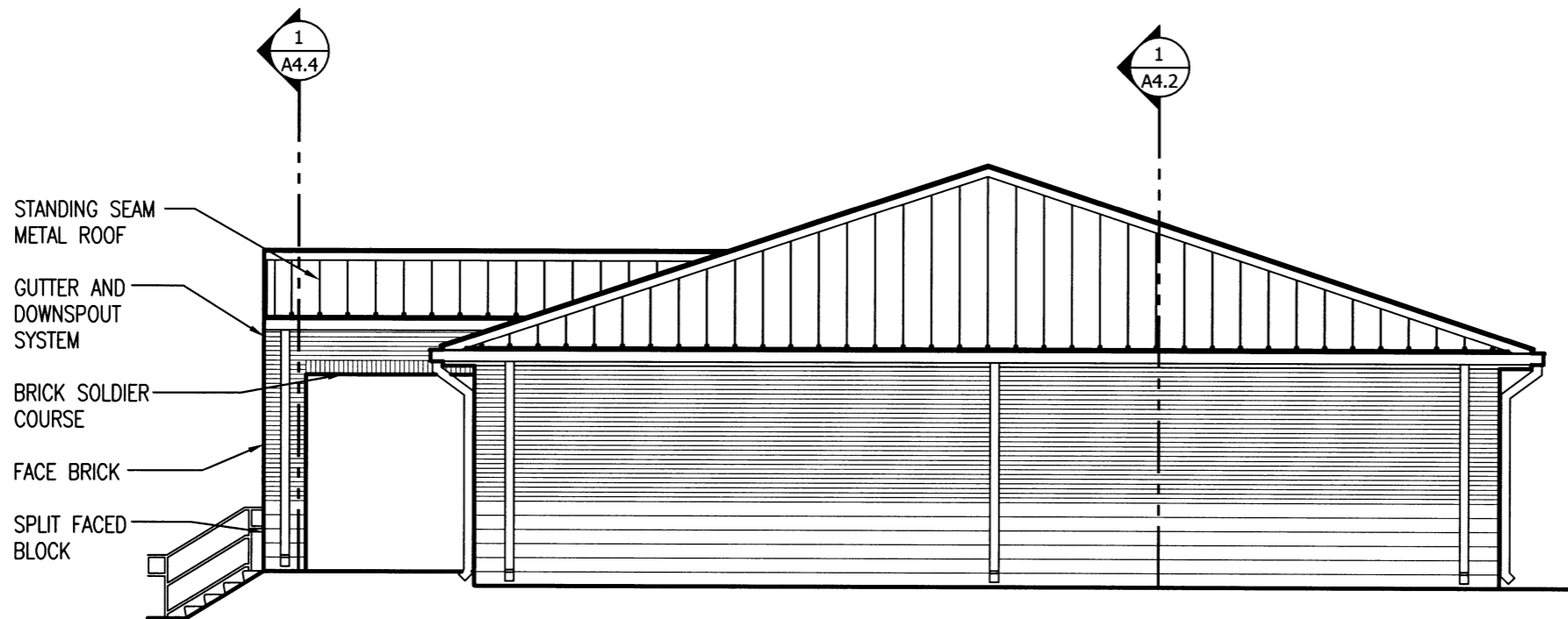
A2.3
 17 OF 42




AHP DIST. 5
MULTI-PURPOSE FACILITY
 West Memphis, Arkansas
 Crittenden County



1 EAST ELEVATION
 A3.1 SCALE : 1/8" = 1'-0"




1 NORTH ELEVATION
 A3.1 SCALE : 1/8" = 1'-0"

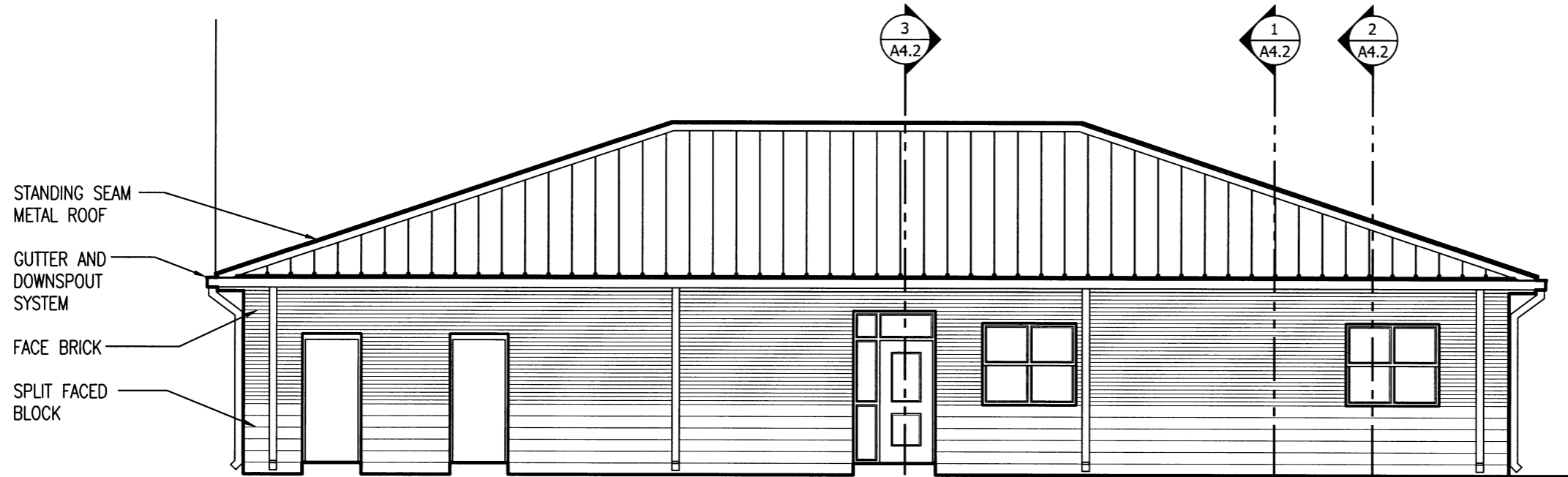


DATE: AUG. 8, 2016
 JOB NO: 110635
 DRAWN BY: KB
 REVISIONS:

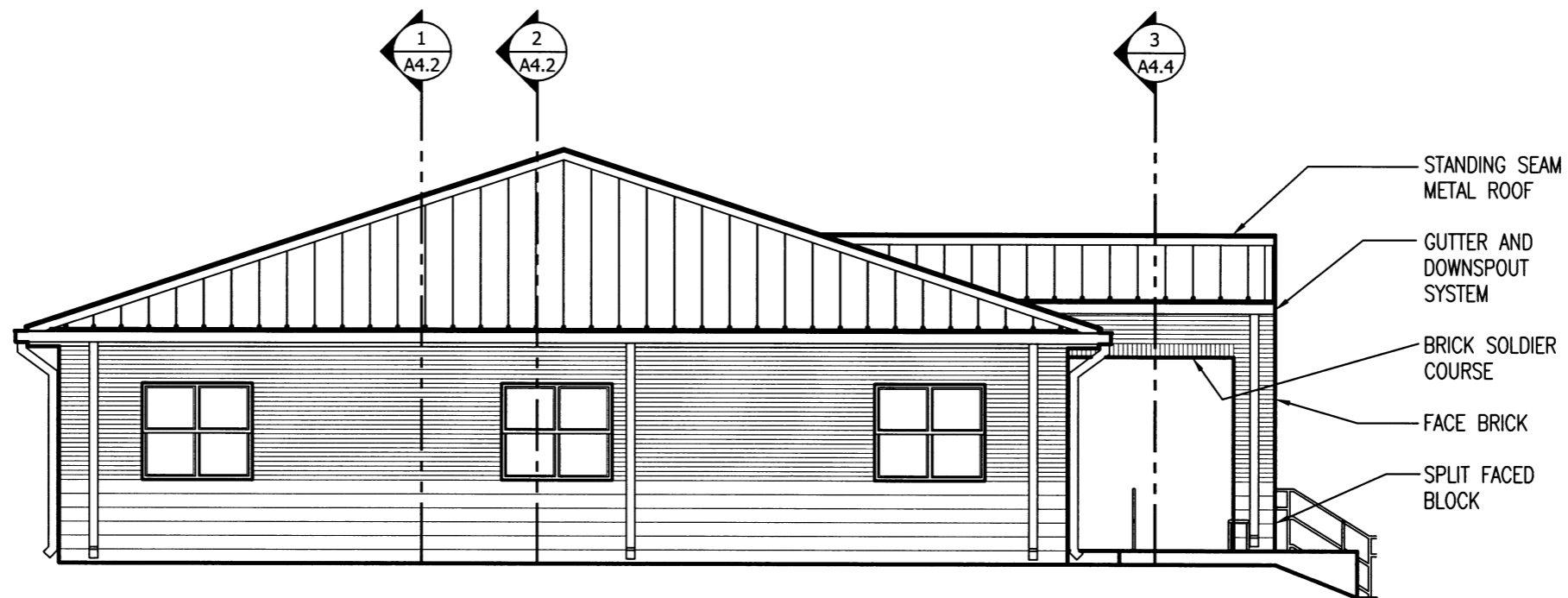
A3.1
 18 OF 42




AHP DIST. 5
MULTI-PURPOSE FACILITY
 West Memphis, Arkansas
 Crittenden County



1 EAST ELEVATION
 A3.2 SCALE: 1/8" = 1'-0"



1 NORTH ELEVATION
 A3.2 SCALE: 1/8" = 1'-0"




DATE: AUG. 8, 2016
 JOB NO: 110635
 DRAWN BY: KB
 REVISIONS:

A3.2

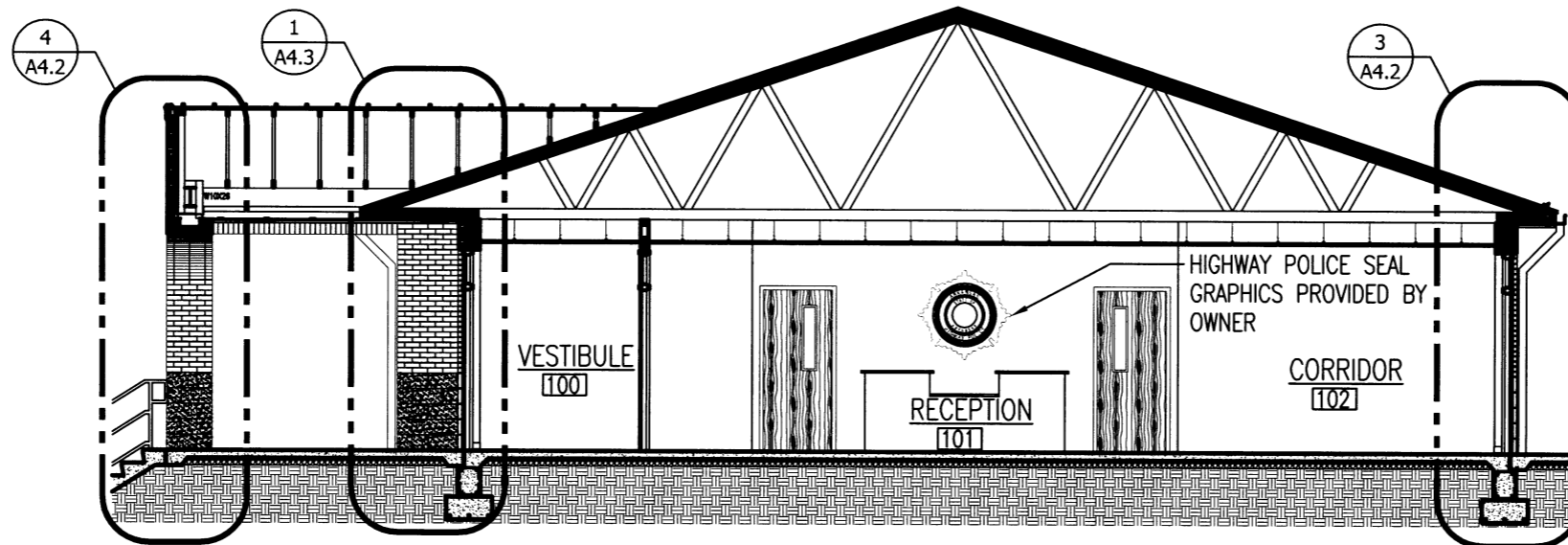


AHP DIST. 5
MULTI-PURPOSE FACILITY
 West Memphis, Arkansas
 Crittenden County

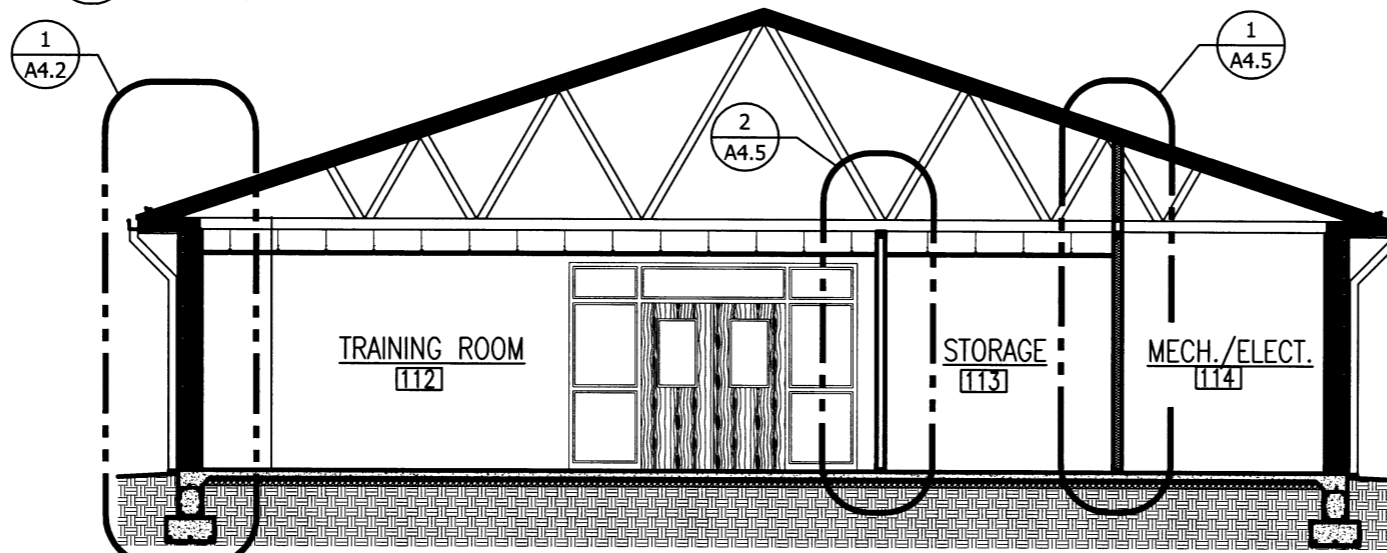


DATE: AUG. 8, 2016
 JOB NO: 110635
 DRAWN BY: KB
 REVISIONS:

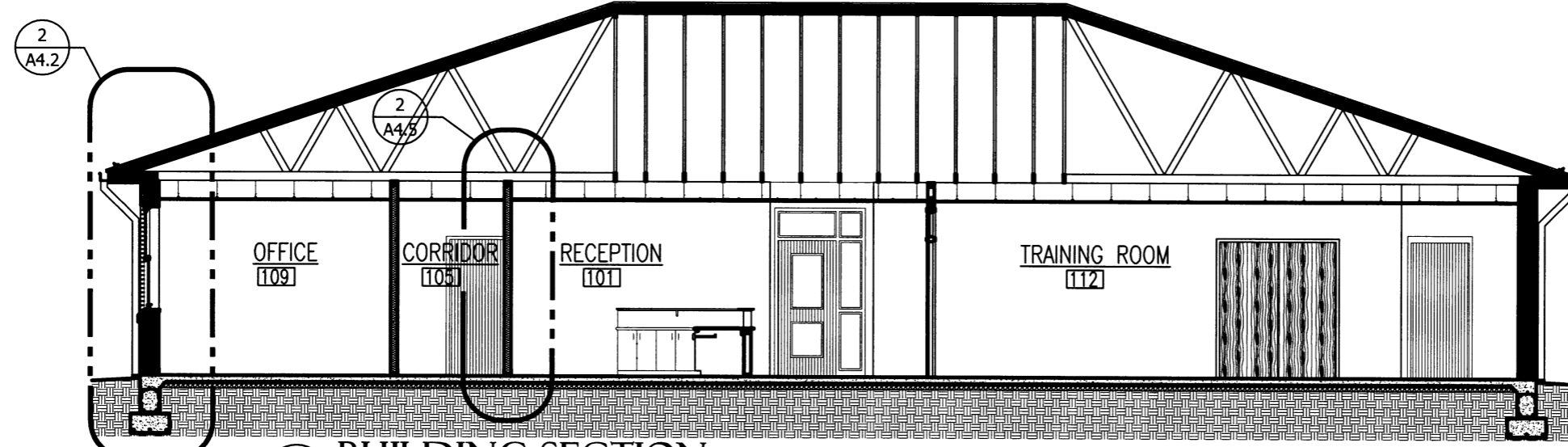
A4.1
 20 OF 42



1 BUILDING SECTION
 A4.1 SCALE: 1/8" = 1'-0"




2 BUILDING SECTION
 A4.1 SCALE: 1/8" = 1'-0"



3 BUILDING SECTION
 A4.1 SCALE: 1/8" = 1'-0"

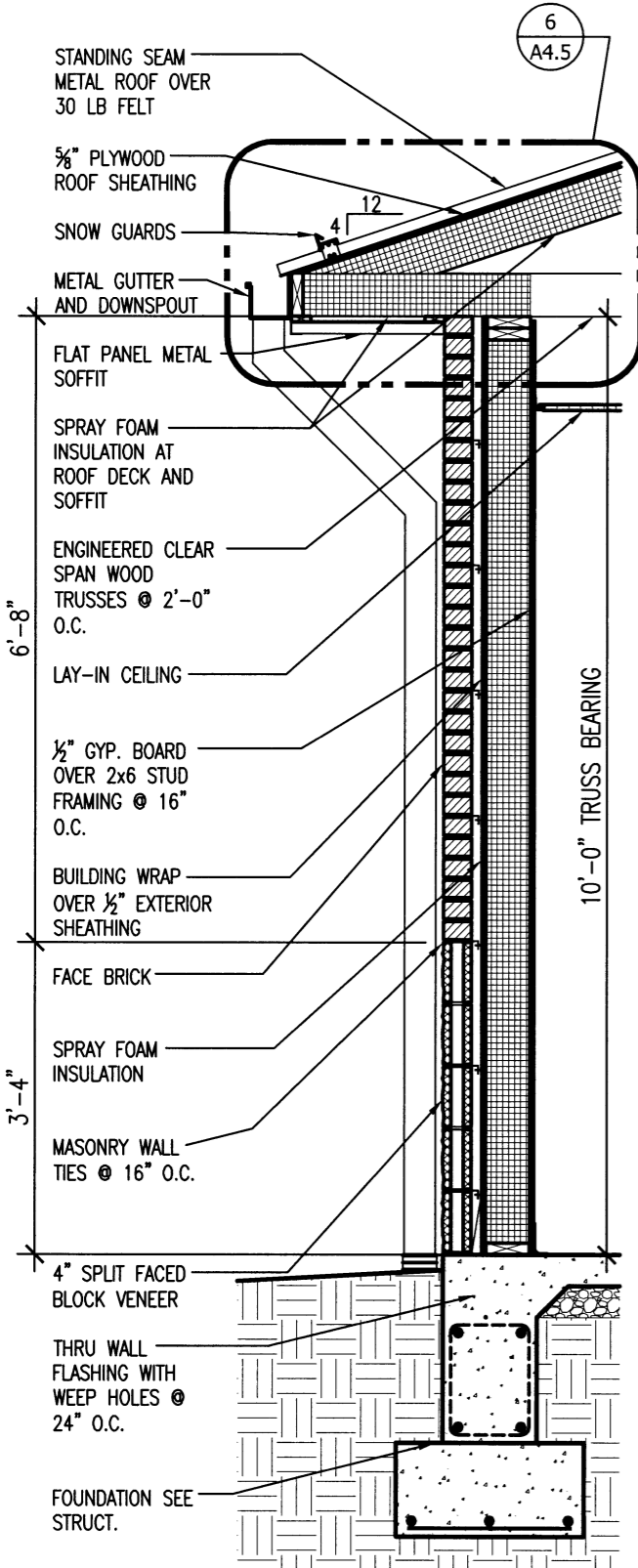


AHP DIST. 5
MULTI-PURPOSE FACILITY
 West Memphis, Arkansas
 Crittenden County

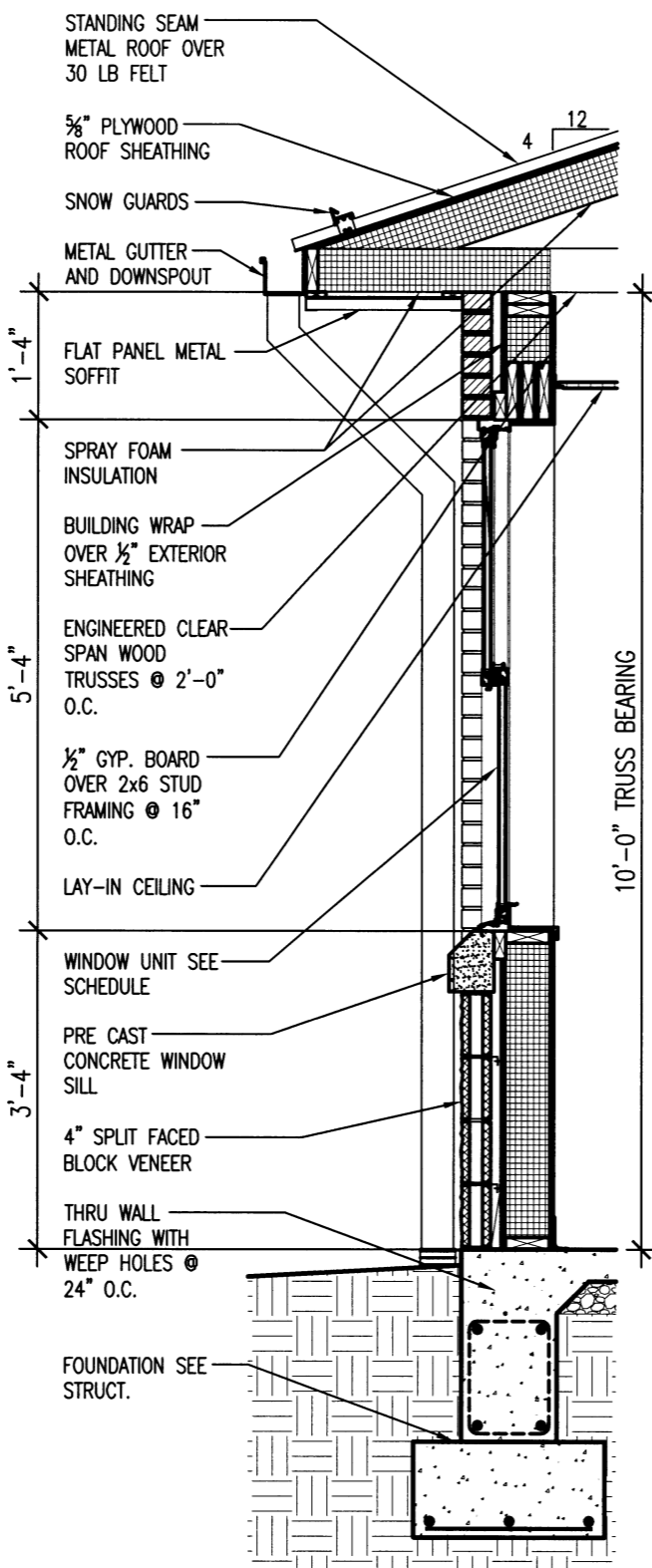


DATE: AUG. 8, 2016
 JOB NO: 110635
 DRAWN BY: KB
 REVISIONS: 10-24-16

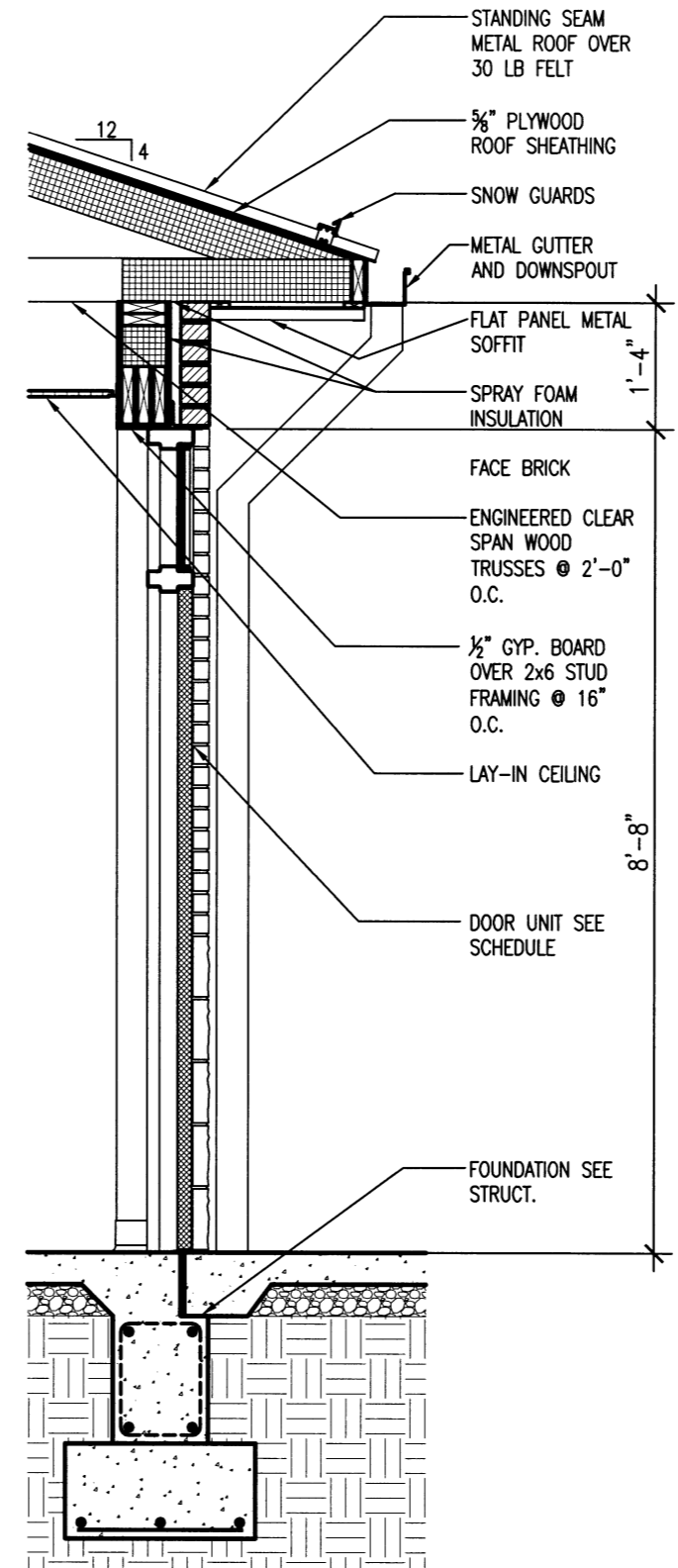
A4.2
 21 OF 42



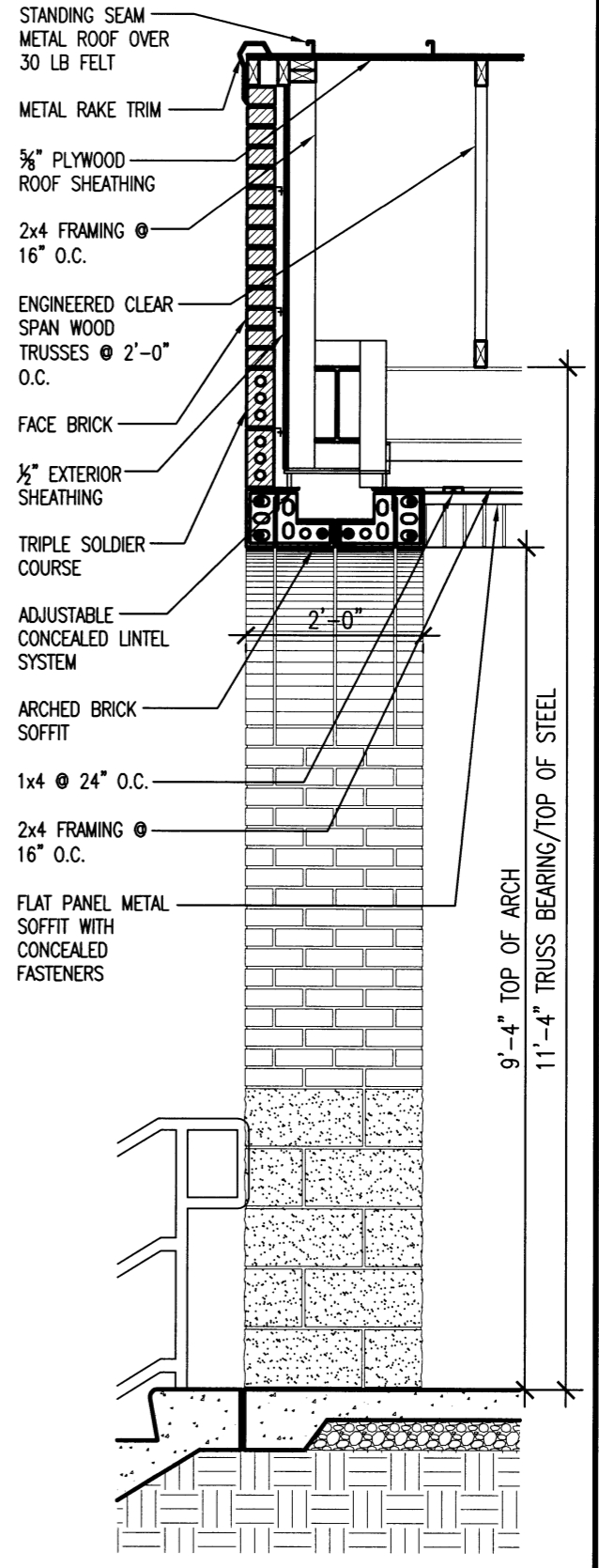
1 WALL SECTION
 A4.2 SCALE: 1/2" = 1'-0"



2 WALL SECTION
 A4.2 SCALE: 1/2" = 1'-0"




3 WALL SECTION
 A4.2 SCALE: 1/2" = 1'-0"



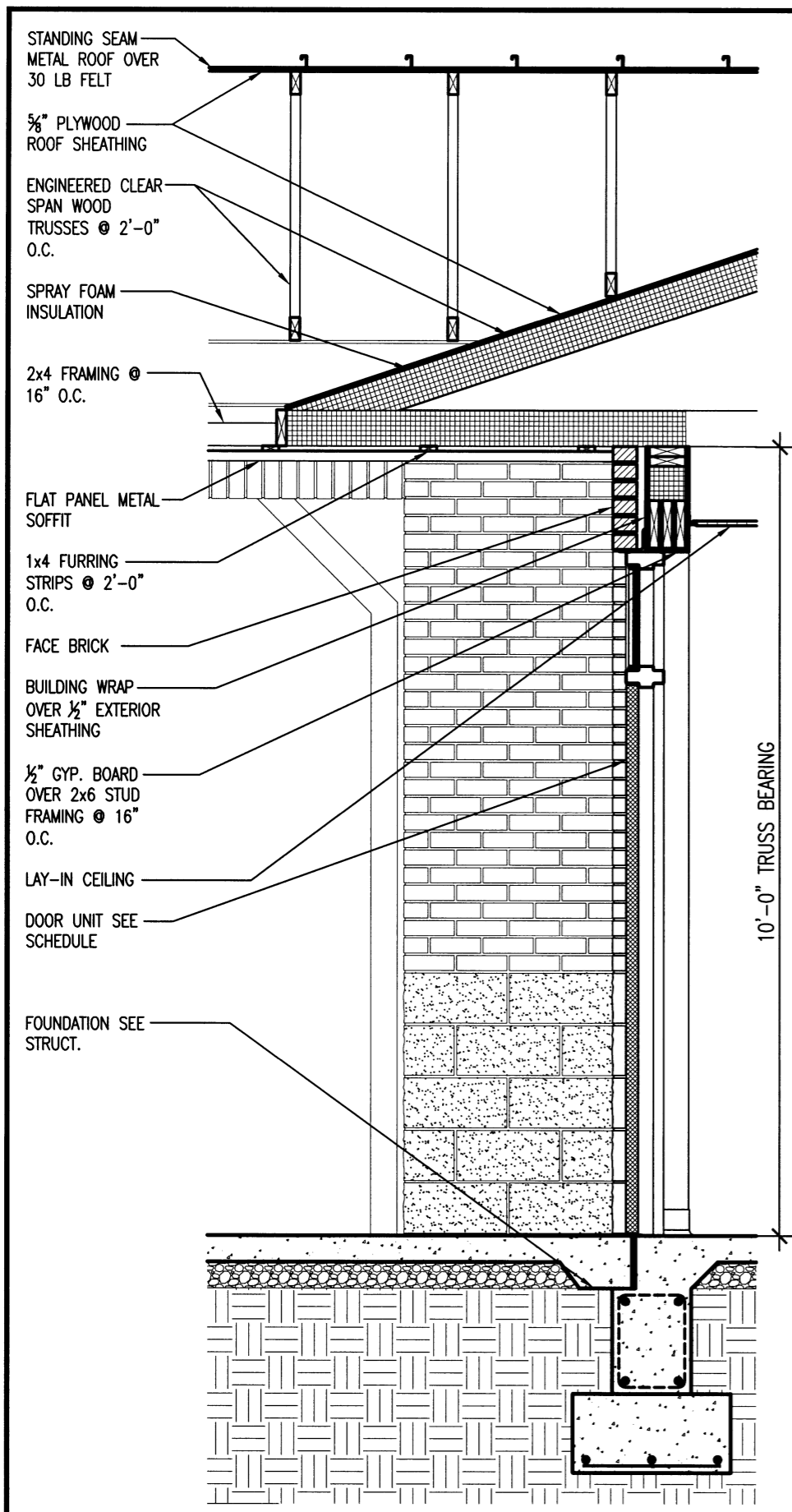
4 WALL SECTION
 A4.2 SCALE: 1/2" = 1'-0"



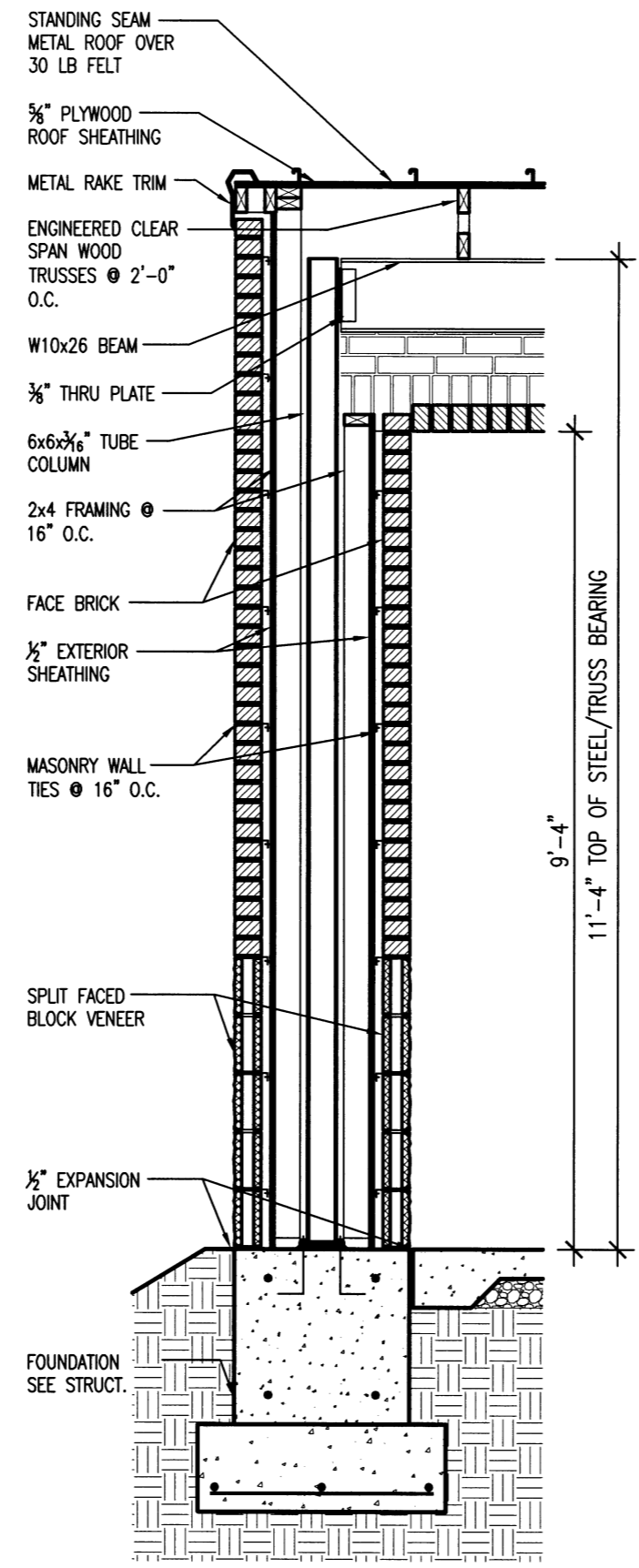
AHP DIST. 5
MULTI-PURPOSE FACILITY
 West Memphis, Arkansas
 Crittenden County



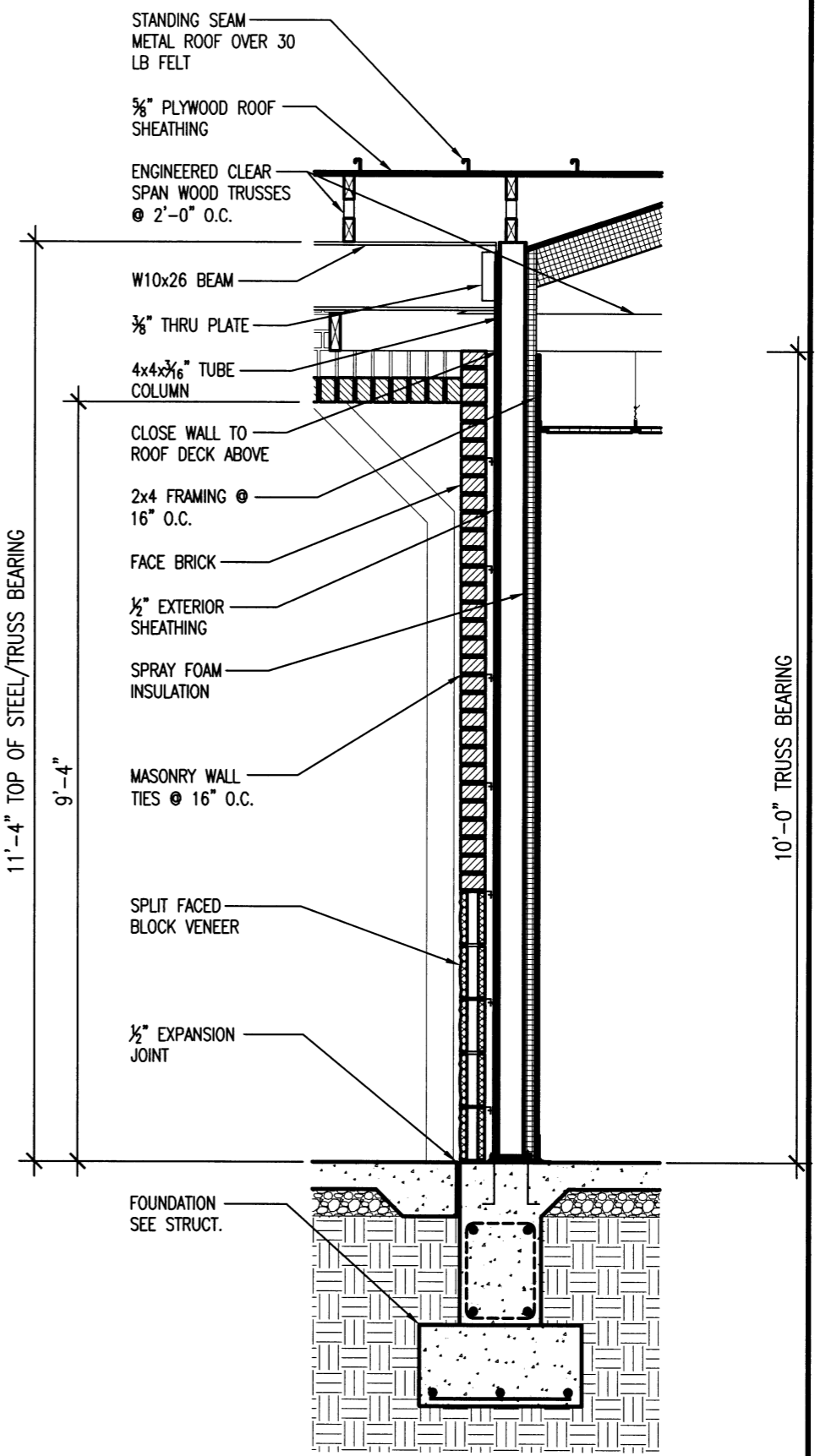
DATE: AUG. 8, 2016
 JOB NO: 110635
 DRAWN BY: KB
 REVISIONS:



1 WALL SECTION
 A4.3 SCALE: 1/2" = 1'-0"




2 WALL SECTION
 A4.3 SCALE: 1/2" = 1'-0"



3 WALL SECTION
 A4.3 SCALE: 1/2" = 1'-0"

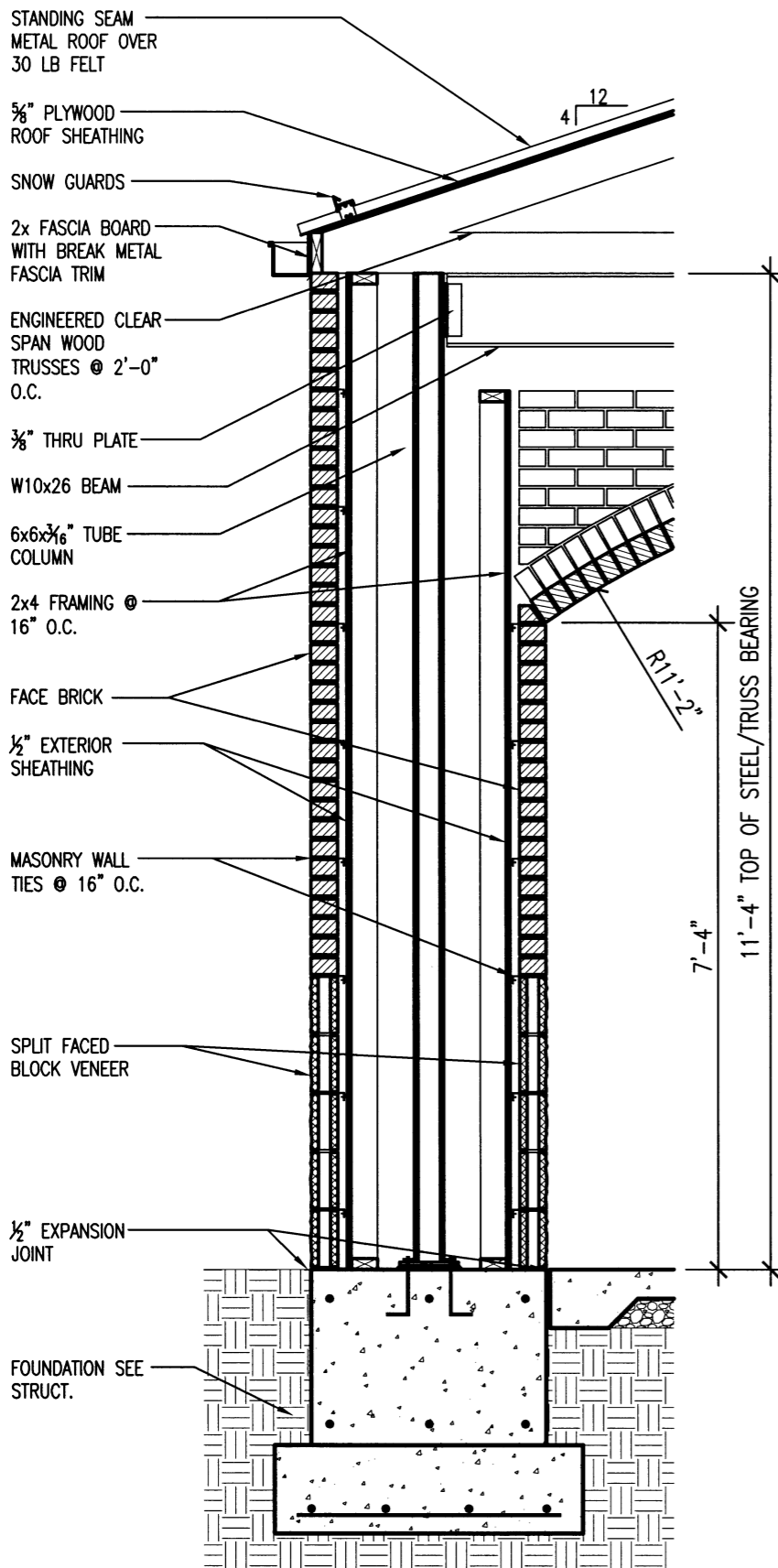


AHP DIST. 5
MULTI-PURPOSE FACILITY
 West Memphis, Arkansas
 Crittenden County

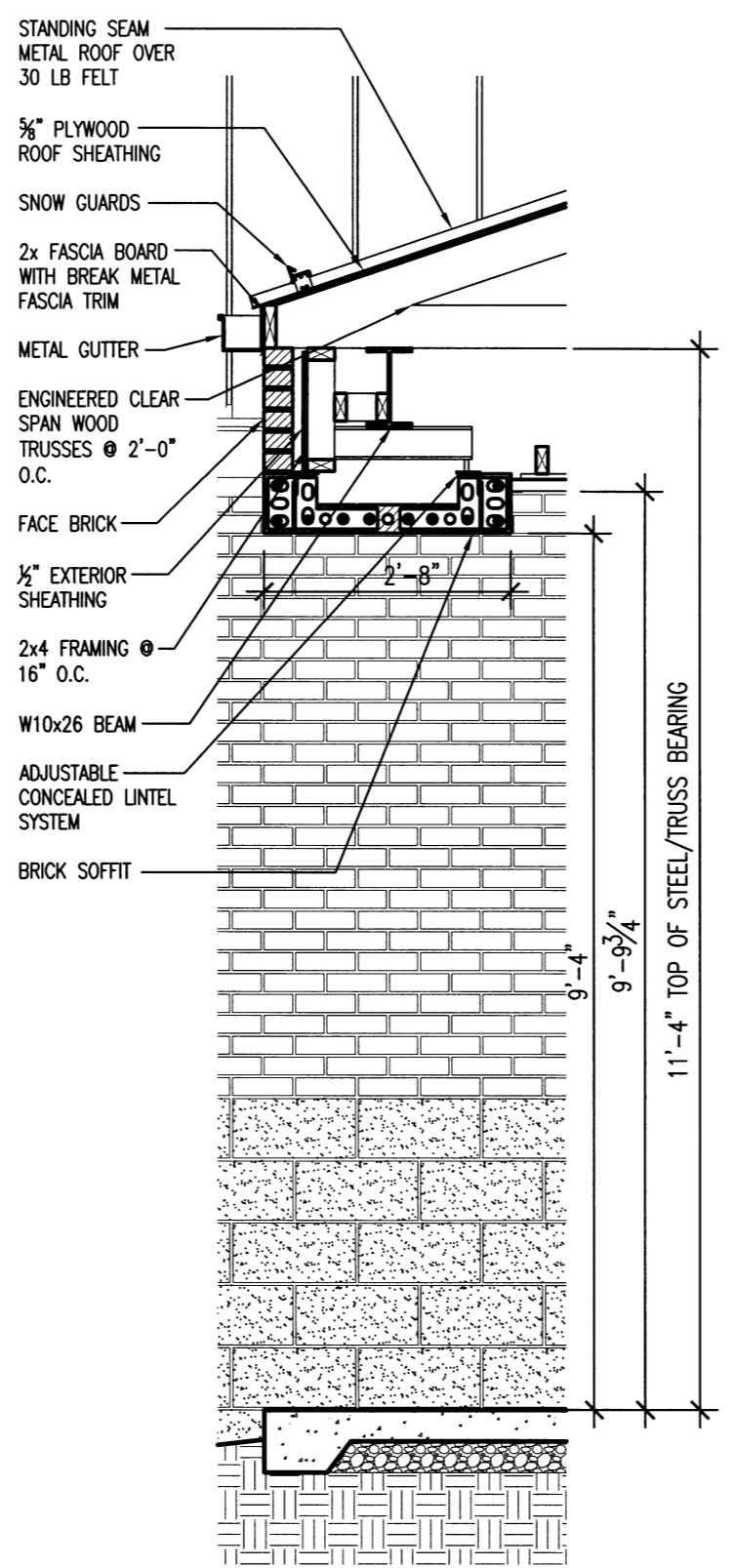


DATE: AUG. 8, 2016
 JOB NO: 110635
 DRAWN BY: KB
 REVISIONS:

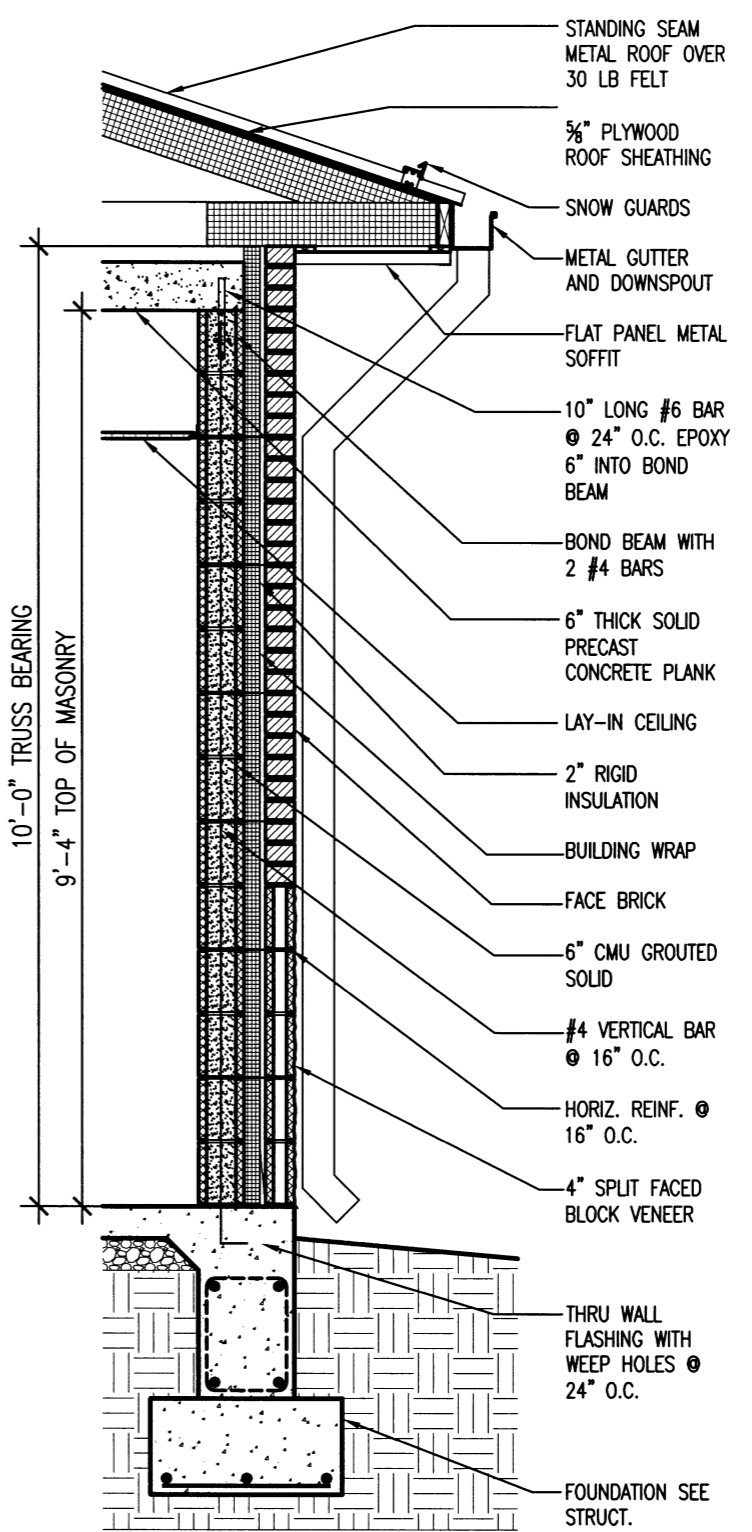
A4.4
 23 OF 42



1 WALL SECTION
 A4.4 SCALE: 1/2" = 1'-0"




3 WALL SECTION
 A4.4 SCALE: 1/2" = 1'-0"



4 WALL SECTION
 A4.4 SCALE: 1/2" = 1'-0"

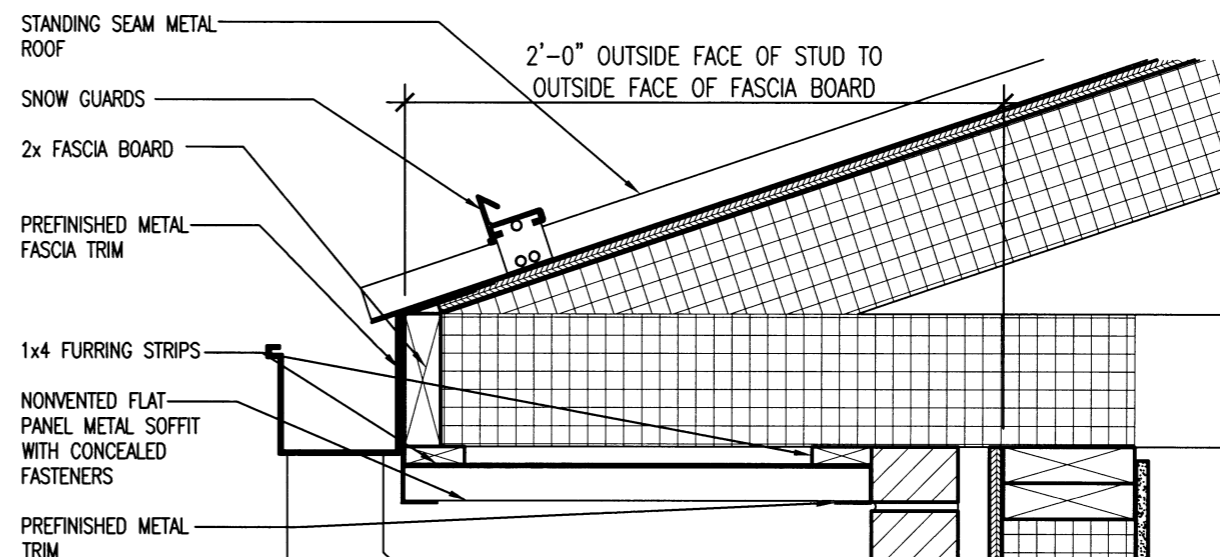


AHP DIST. 5
MULTI-PURPOSE FACILITY
 West Memphis, Arkansas
 Crittenden County

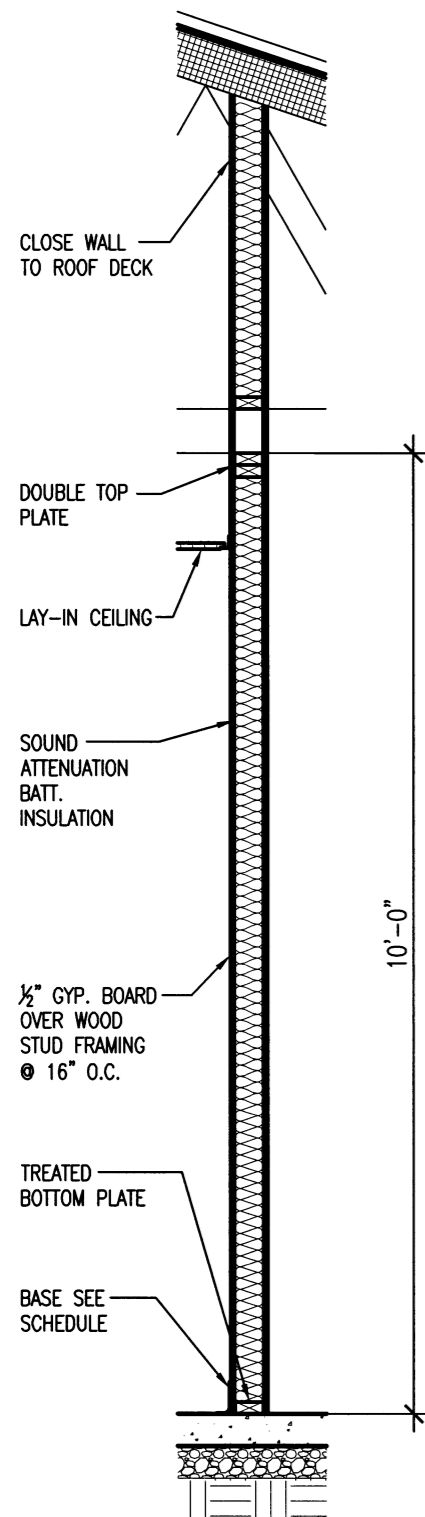


DATE: AUG. 8, 2016
 JOB NO: 110635
 DRAWN BY: KB
 REVISIONS:

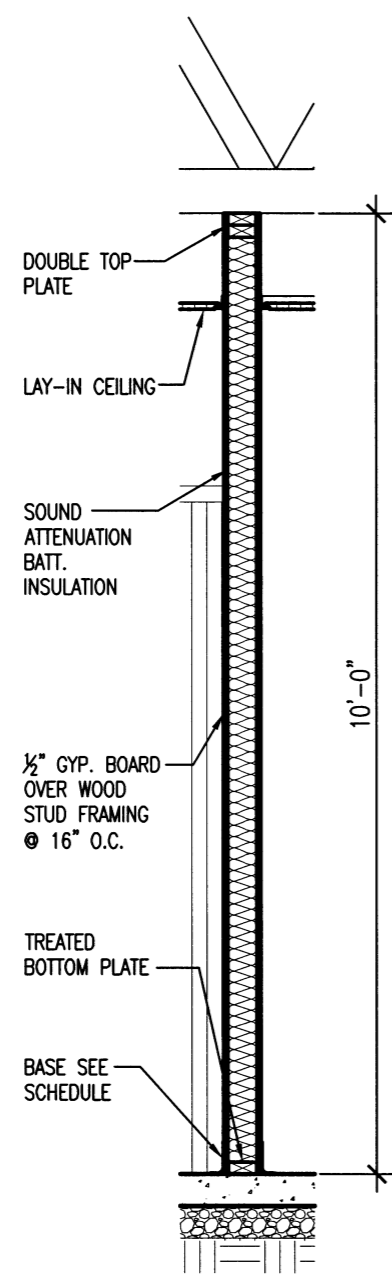
A4.5
 24 OF 42



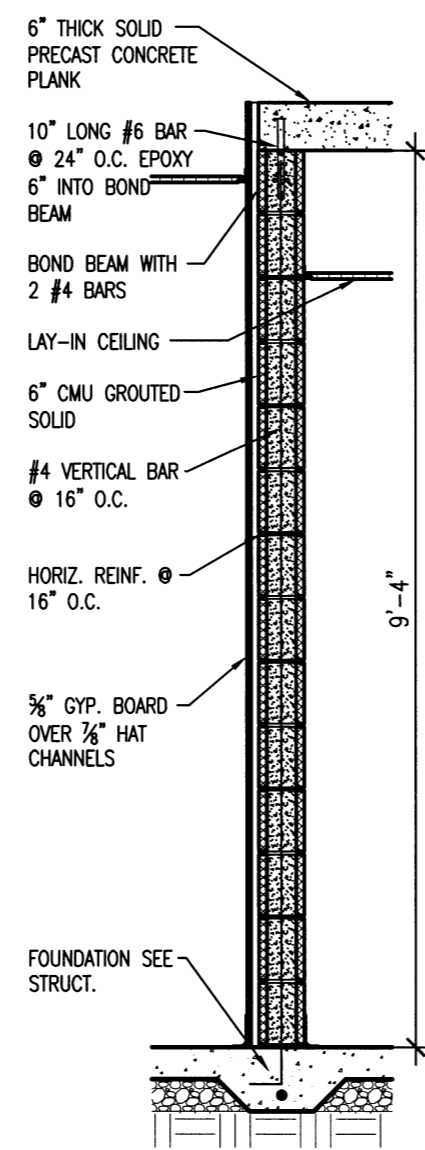
6 TYPICAL EAVE DETAIL
 A4.5 SCALE: 1/2" = 1'-0"



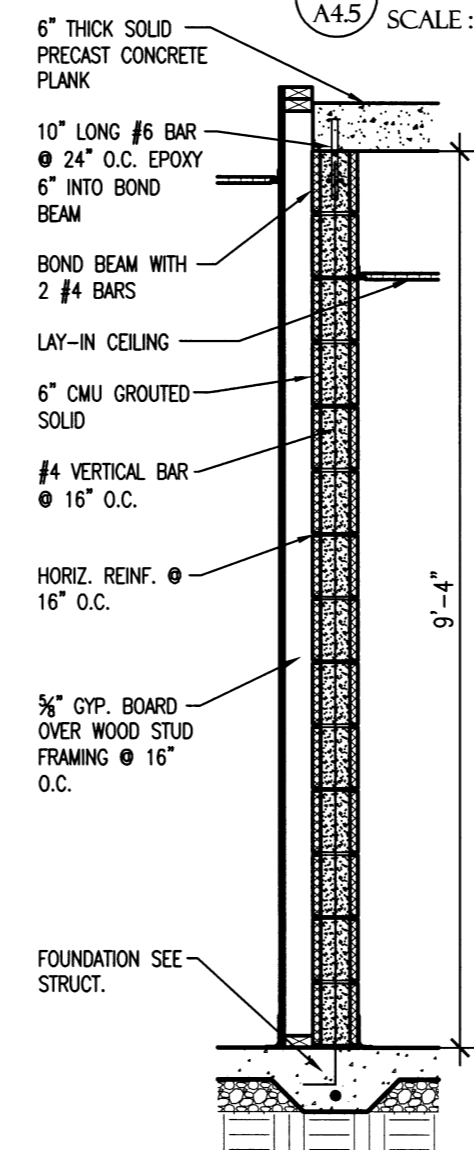
1 WALL SECTION
 A4.5 SCALE: 1/2" = 1'-0"



2 WALL SECTION
 A4.5 SCALE: 1/2" = 1'-0"




3 WALL SECTION
 A4.5 SCALE: 1/2" = 1'-0"



4 WALL SECTION
 A4.5 SCALE: 1/2" = 1'-0"

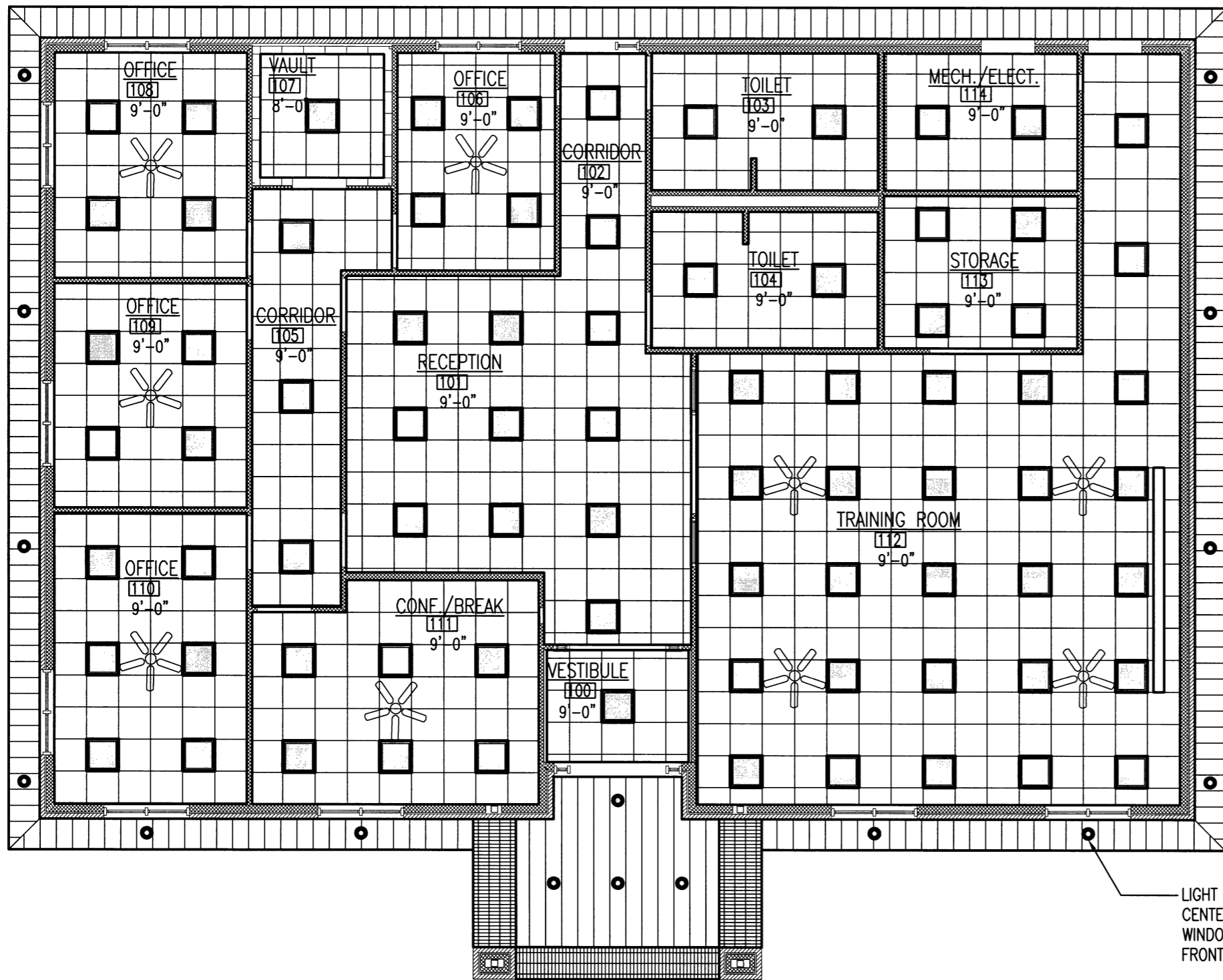


**AHP DIST. 5
MULTI-PURPOSE FACILITY**
West Memphis, Arkansas
Crittenden County



DATE: AUG. 8, 2016
JOB NO: 110635
DRAWN BY: KB
REVISIONS:

A5.1
25 OF 42




LIGHT TO BE CENTERED ON WINDOW TYP. ALONG FRONT ELEVATION

CEILING LEGEND	
	2'x4' LIGHT FIXTURE
	2'x2' LIGHT FIXTURE
	RECESSED LIGHT FIXTURE
	CEILING FAN
	SUPPLY GRILLE
	RETURN GRILLE
	EXHAUST FAN
	PLYWOOD CEILING/SOFFIT
	FLAT PANEL METAL SOFFIT
	BRICK SOFFIT

NORTH
1 A5.1 REFLECTED CEILING PLAN
SCALE: 1/8" = 1'-0"

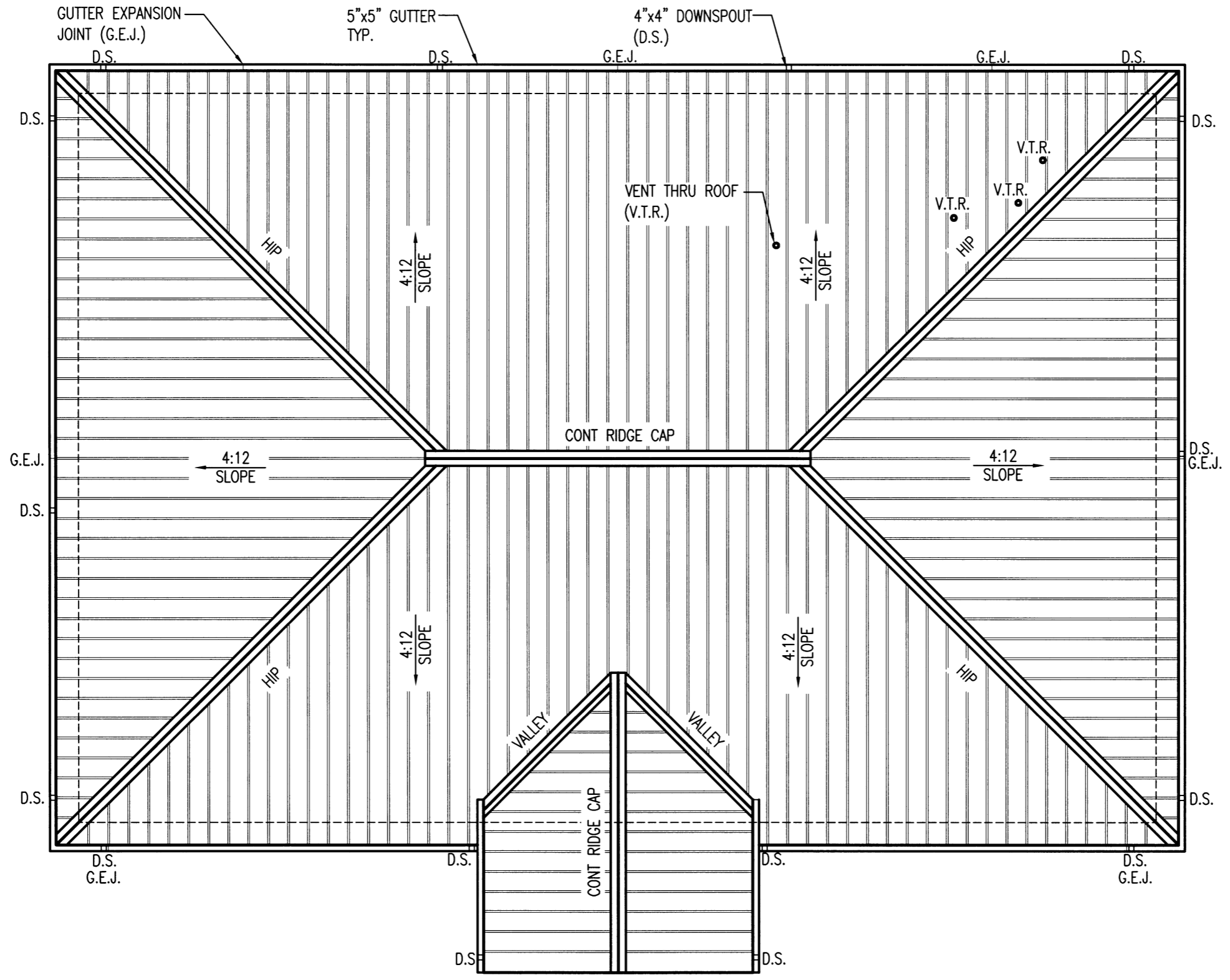


AHP DIST. 5
MULTI-PURPOSE FACILITY
 West Memphis, Arkansas
 Crittenden County



DATE: AUG. 8, 2016
 JOB NO: 110635
 DRAWN BY: KB
 REVISIONS:

A6.1
 26 OF 42



NORTH
 1 ROOF PLAN
 A6.1 SCALE: 1/8" = 1'-0"

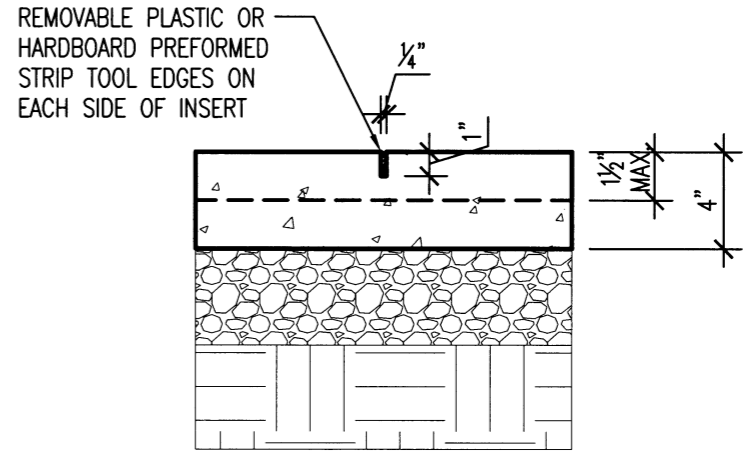
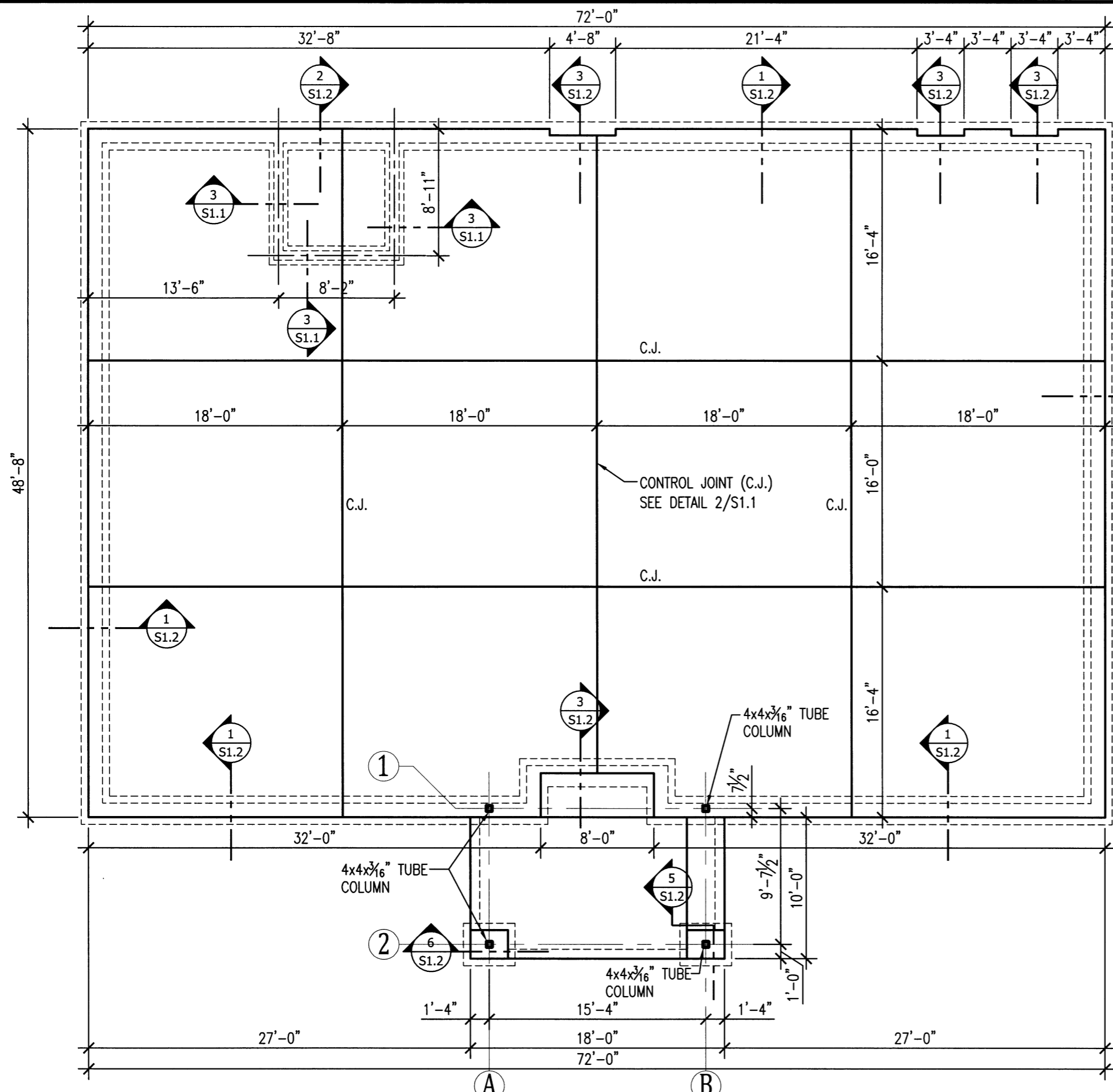


AHP DIST. 5
MULTI-PURPOSE FACILITY
 West Memphis, Arkansas
 Crittenden County



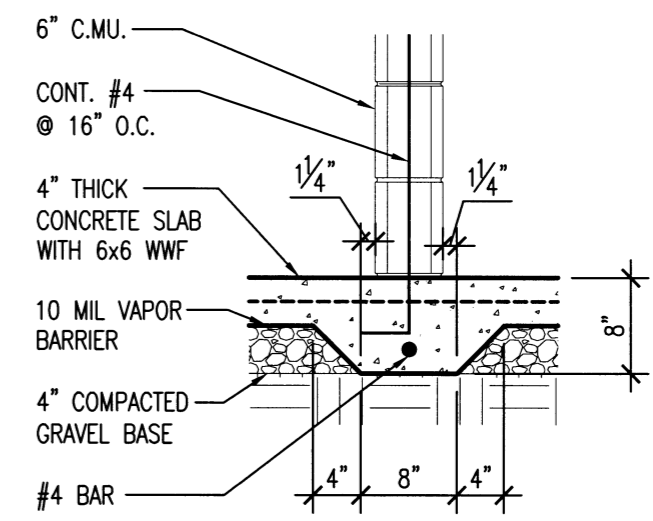
DATE: AUG. 8, 2016
 JOB NO: 110635
 DRAWN BY: KB
 REVISIONS:

S1.1
 27 OF 42



- NOTES:
1. FILL JOINT WITH SEALANT AFTER SLAB HAS CURED.
 2. PROVIDE SUPPORT CHAIRS TO HOLD SLAB REINF. IN POSITION DURING CONCRETE PLACEMENT.
 3. SAWCUT JOINTS ARE PERMITTED WITH THE APPROVAL OF THE OWNER'S PROJECT MANAGER ONLY. IF APPROVED SAWCUT JOINTS USING A "SOFF-CUT" MACHINE OR EQUAL IMMEDIATELY AFTER FINISHING SLAB.

2 CONTROL JOINT DETAIL
 SCALE: 1/2" = 1'-0"




3 THICKENED SLAB DETAIL
 SCALE: 3/4" = 1'-0"

1 FOUNDATION PLAN
 SCALE: 1/8" = 1'-0"



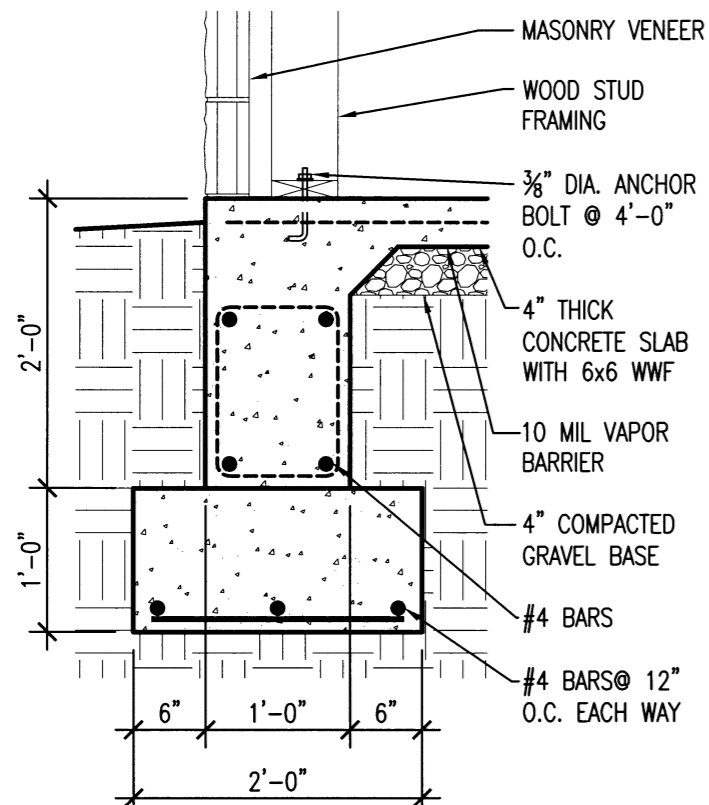


AHP DIST. 5
MULTI-PURPOSE FACILITY
 West Memphis, Arkansas
 Crittenden County



DATE: AUG. 8, 2016
 JOB NO: 110635
 DRAWN BY: KB
 REVISIONS:

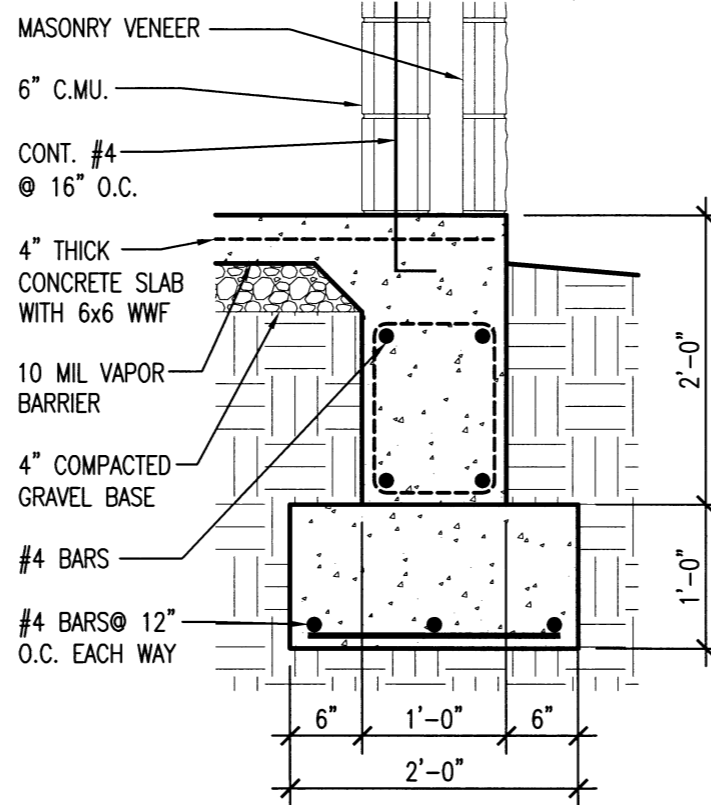
S1.2
 28 OF 42



FOUNDATION DETAIL

1 @ STUD FRAMING

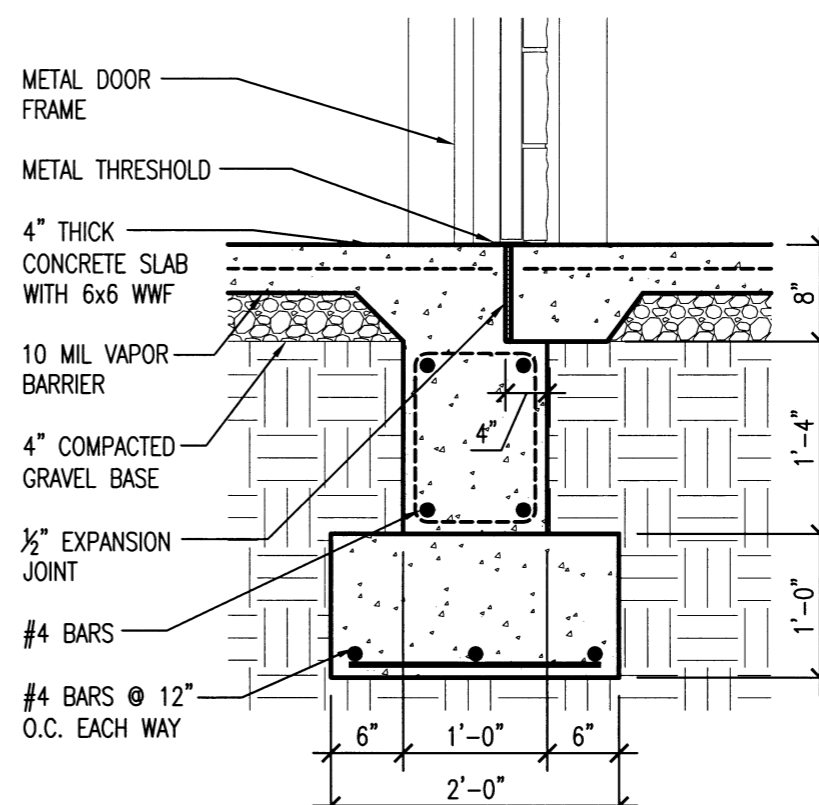
SI.2 SCALE: 3/4" = 1'-0"



FOUNDATION DETAIL

2 @ MASONRY WALL

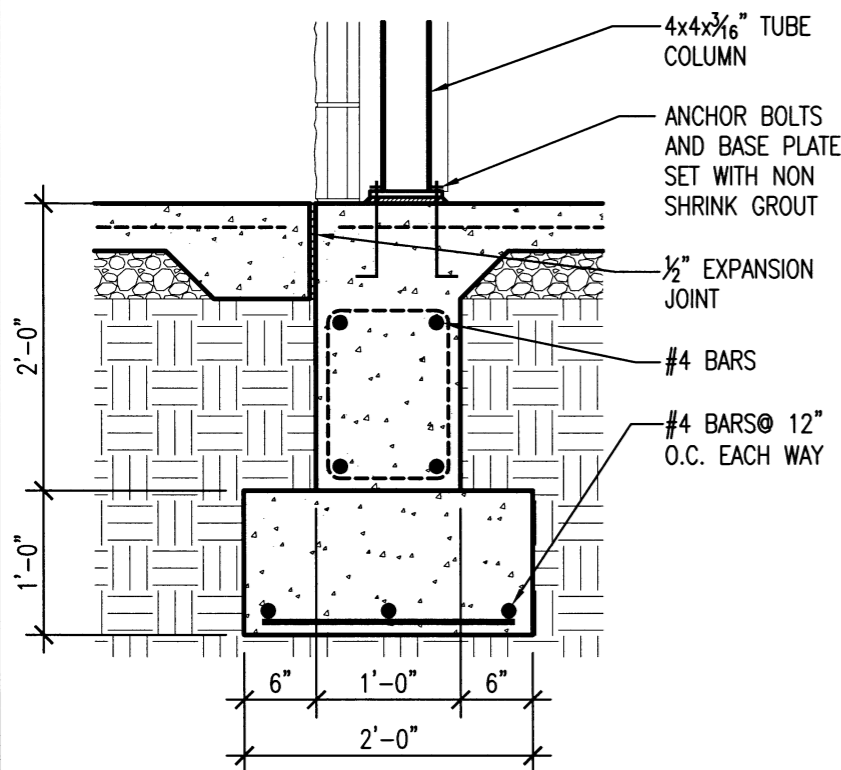
SI.2 SCALE: 3/4" = 1'-0"



FOUNDATION DETAIL

3 @ EXTERIOR DOOR

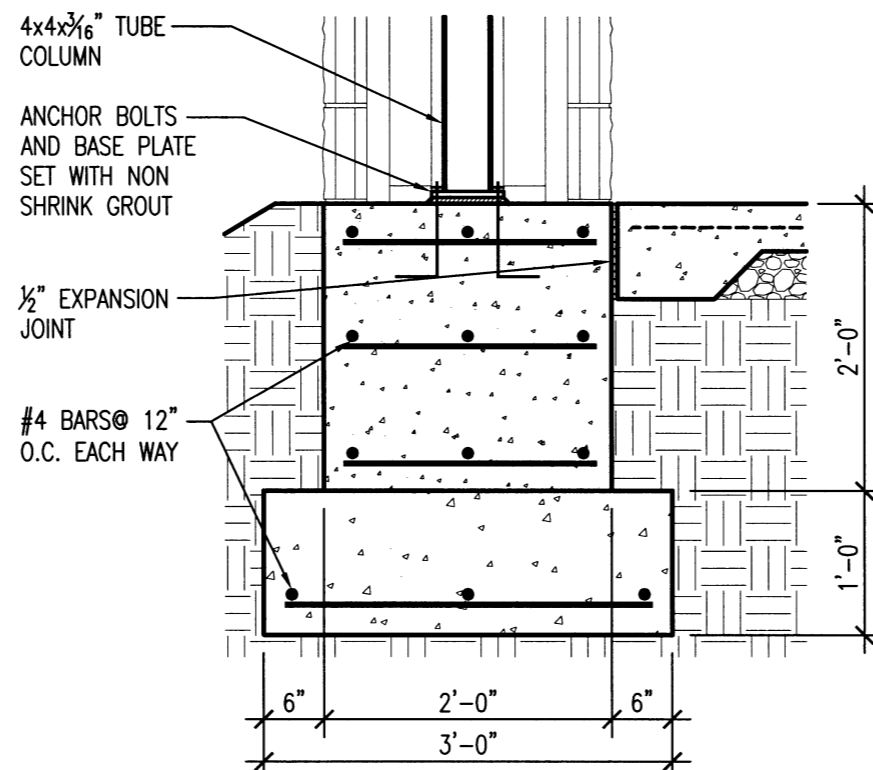
SI.2 SCALE: 3/4" = 1'-0"



FOUNDATION DETAIL

4 @ COLUMN

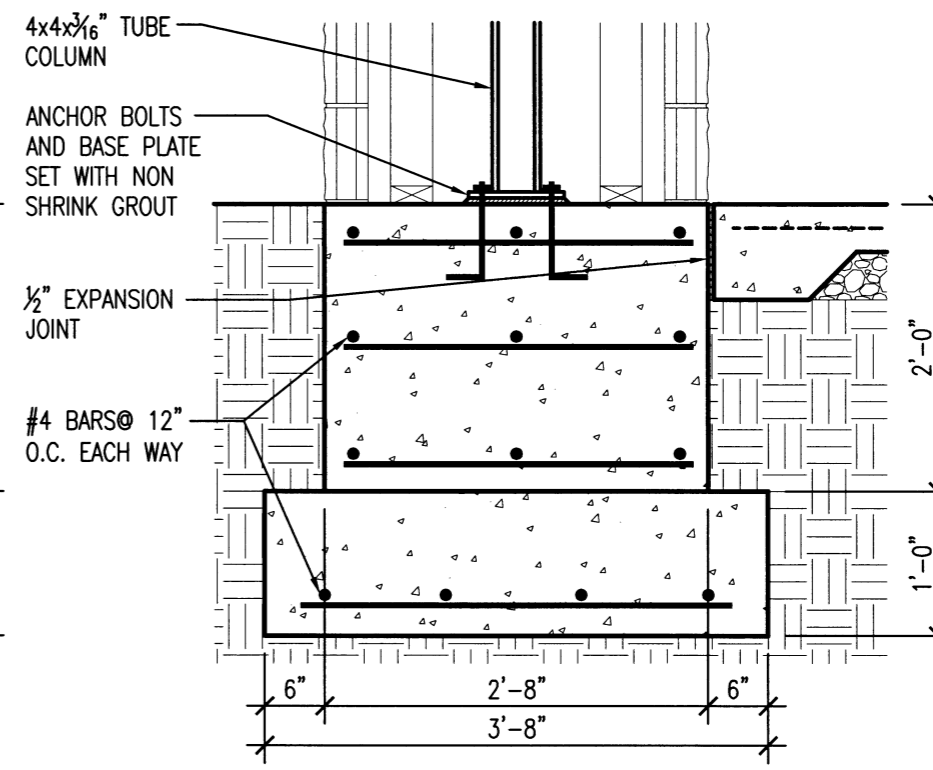
SI.2 SCALE: 3/4" = 1'-0"



FOUNDATION DETAIL

5 @ MASONRY WALL

SI.2 SCALE: 3/4" = 1'-0"




FOUNDATION DETAIL

6 @ EXTERIOR DOOR

SI.2 SCALE: 3/4" = 1'-0"

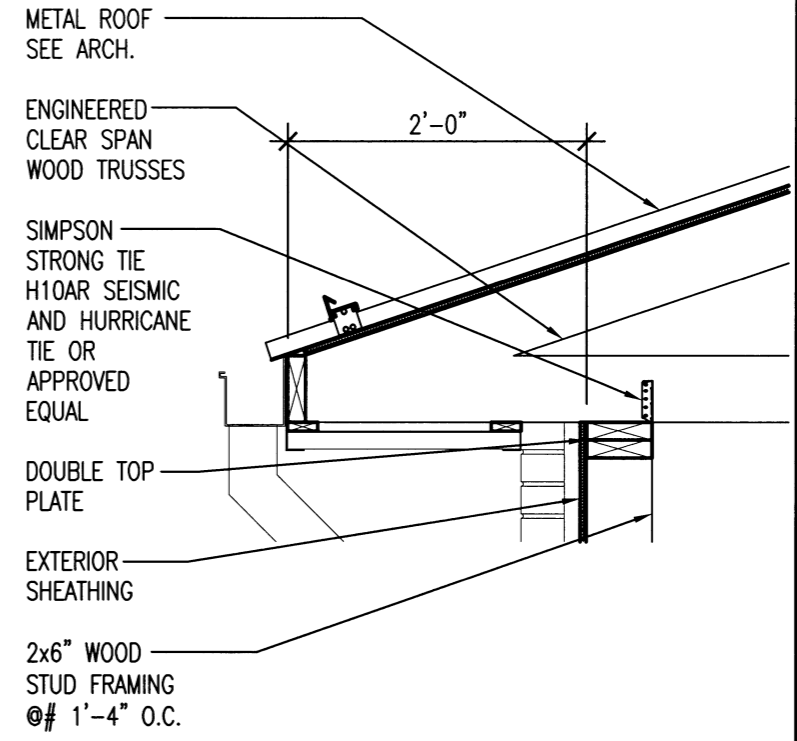


AHP DIST. 5
MULTI-PURPOSE FACILITY
 West Memphis, Arkansas
 Crittenden County




DATE: AUG. 8, 2016
 JOB NO: 110635
 DRAWN BY: KB
 REVISIONS:

S2.1



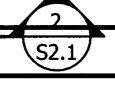
2
S2.1 **FRAMING DETAIL**
SCALE: 3/4" = 1'-0"



2x FASCIA BOARD

WALL BELOW

ENGINEERED CLEAR SPAN WOOD TRUSSES @ 2'-0" O.C.



1

1

2

2

A

B

W10x26

W10x16

W10x26

VALLEY

VALLEY

RIDGE

RIDGE

HIP

HIP

HIP


HIP

1
S2.1 **ROOF FRAMING PLAN**
SCALE: 1/8" = 1'-0"



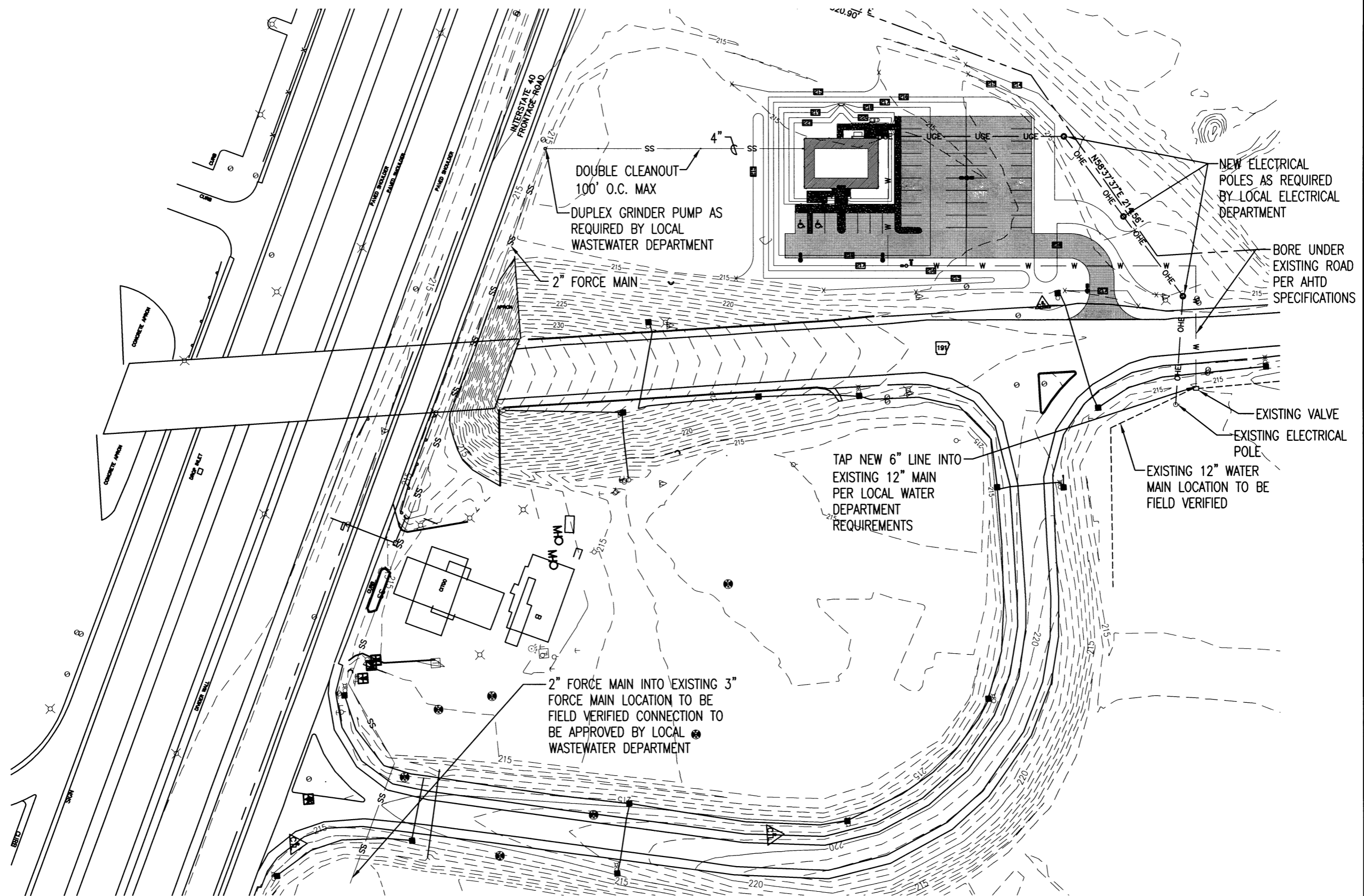


AHP DIST. 5
MULTI-PURPOSE FACILITY
 West Memphis, Arkansas
 Crittenden County



DATE: AUG. 8, 2016
 JOB NO: 110635
 DRAWN BY: KB
 REVISIONS:


MEP1.1
 30 OF 42



1 OVERALL SITE UTILITIES PLAN
 NORTH
 MEPII SCALE: 1" = 100.0'

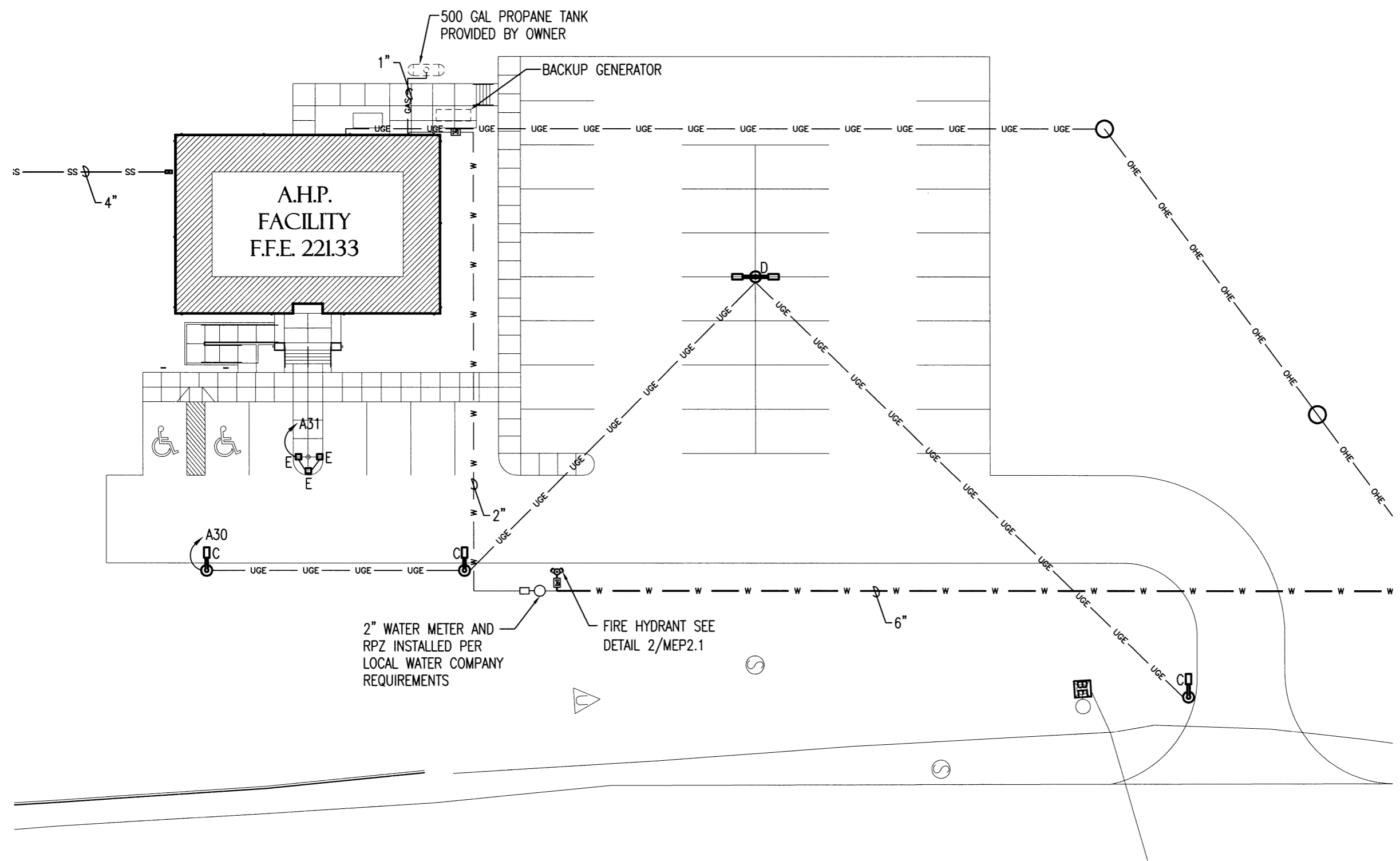


**AHP DIST. 5
MULTI-PURPOSE FACILITY**
West Memphis, Arkansas
Crittenden County



DATE: AUG. 8, 2016
JOB NO: 110635
DRAWN BY: KB
REVISIONS: 10-24-16


MEP1.2
31 OF 42



NORTH **ENLARGED SITE UTILITIES PLAN**
SCALE: 1" = 20.0'

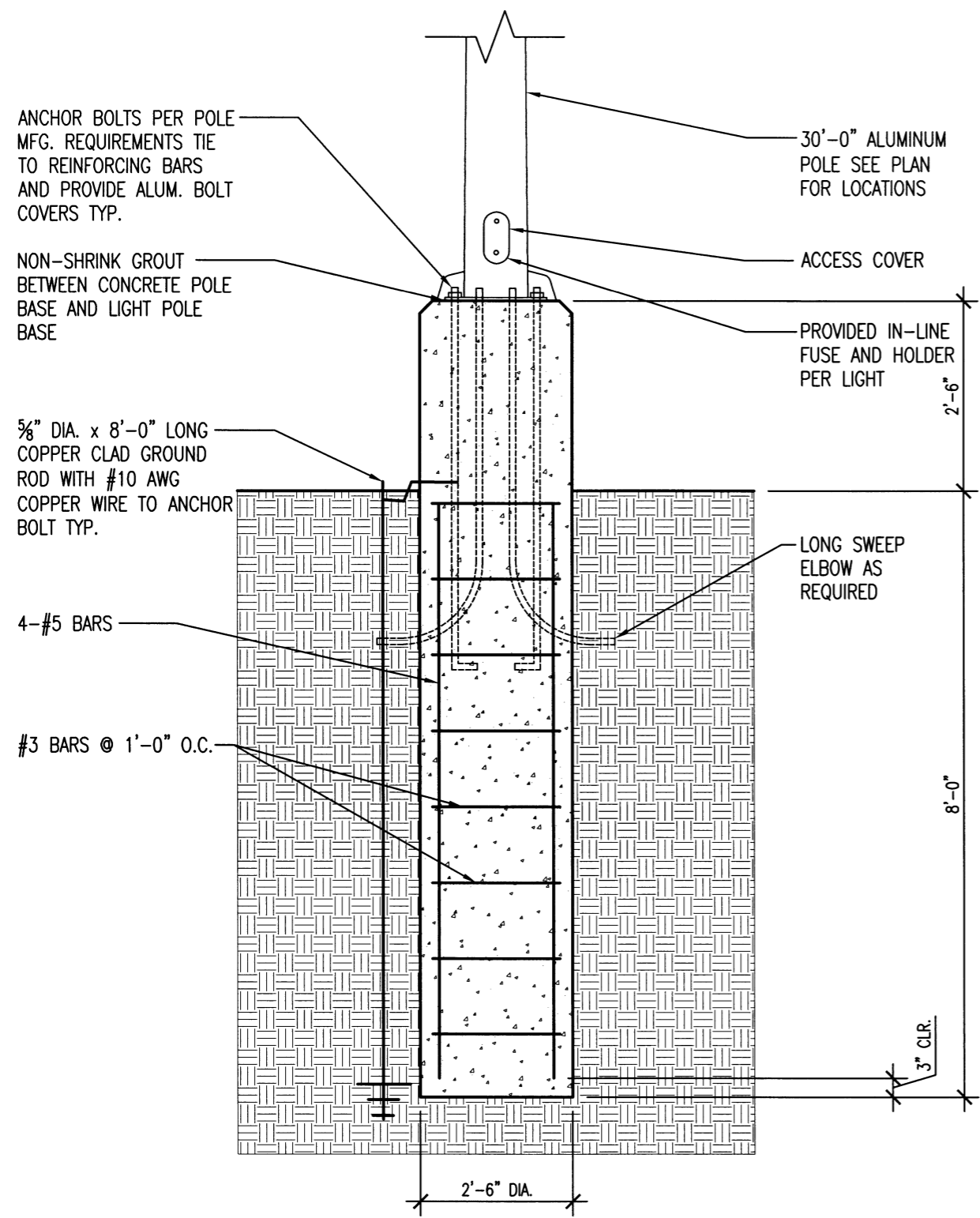


AHP DIST. 5
MULTI-PURPOSE FACILITY
 West Memphis, Arkansas
 Crittenden County



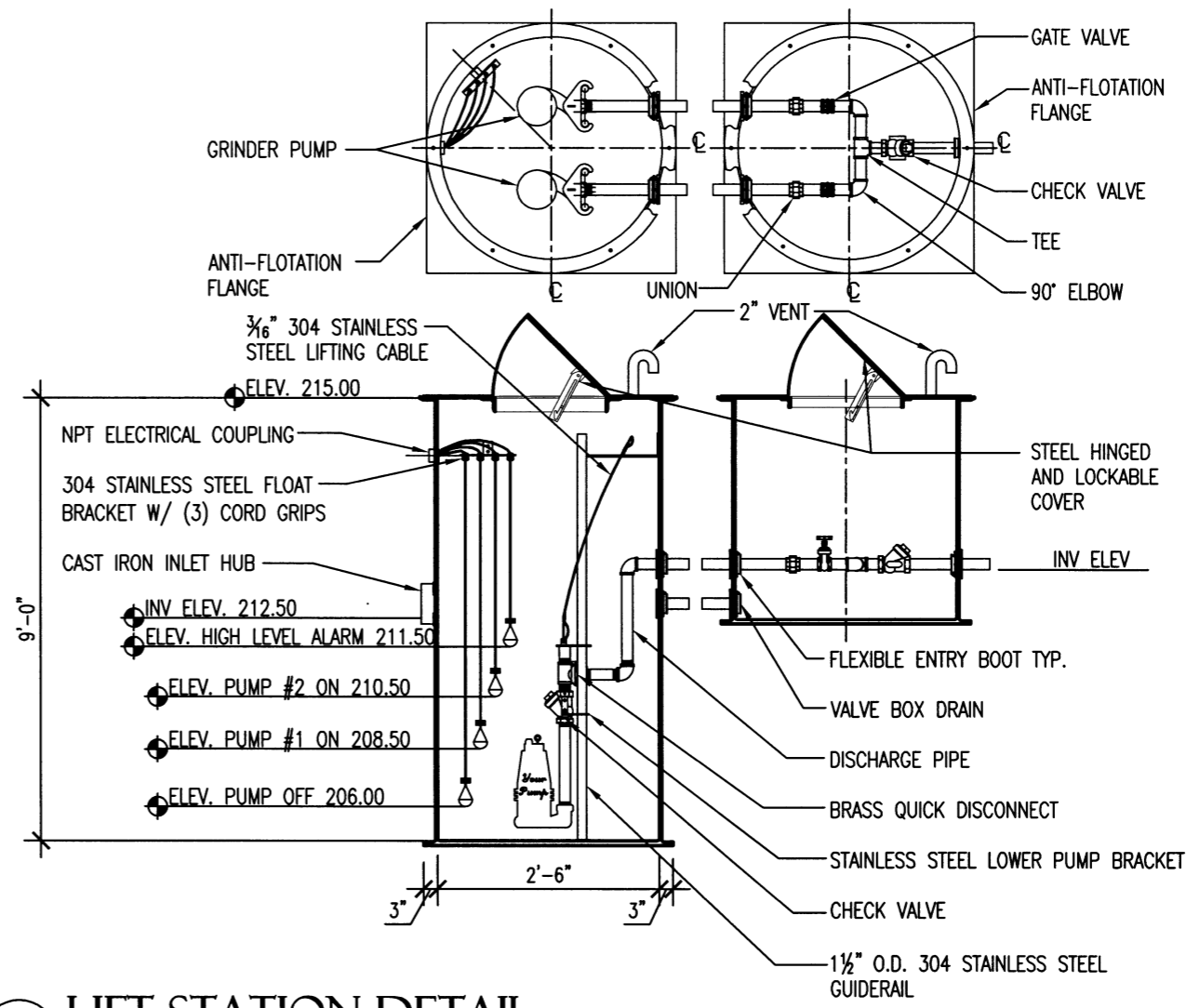
DATE: AUG. 8, 2016
JOB NO: 110635
 DRAWN BY: KB
 REVISIONS:

MEP2.1
 32 OF 42

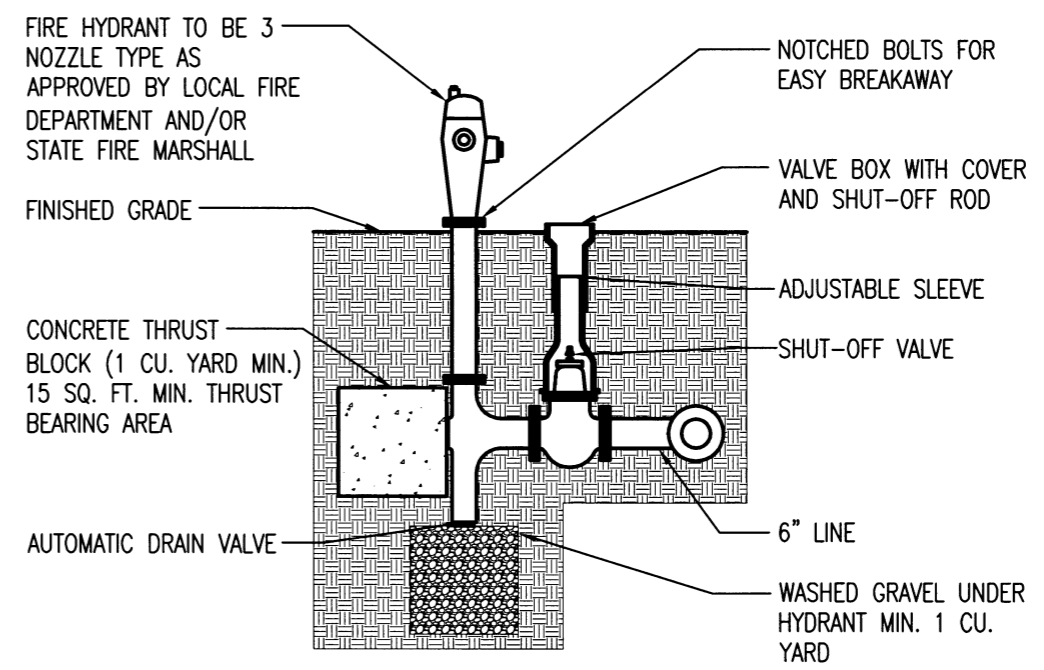


- POLE FOUNDATION NOTES**
1. CONCRETE TO BE CLASS "S".
 3. FOUNDATIONS SUBJECT TO POLE MANUFACTURER'S REQUIREMENTS.
 4. ALL WORK REQUIRED TO INSTALL AREA LIGHTING AS DETAILED OR DIRECTED, TO BE SUBSIDIARY TO THE LUMP SUM BID.

1 LIGHT POLE BASE DETAIL
 MEP21 SCALE: NO SCALE




2 LIFT STATION DETAIL
 MEP21 SCALE: NO SCALE



3 FIRE HYDRANT DETAIL
 MEP21 SCALE: NO SCALE

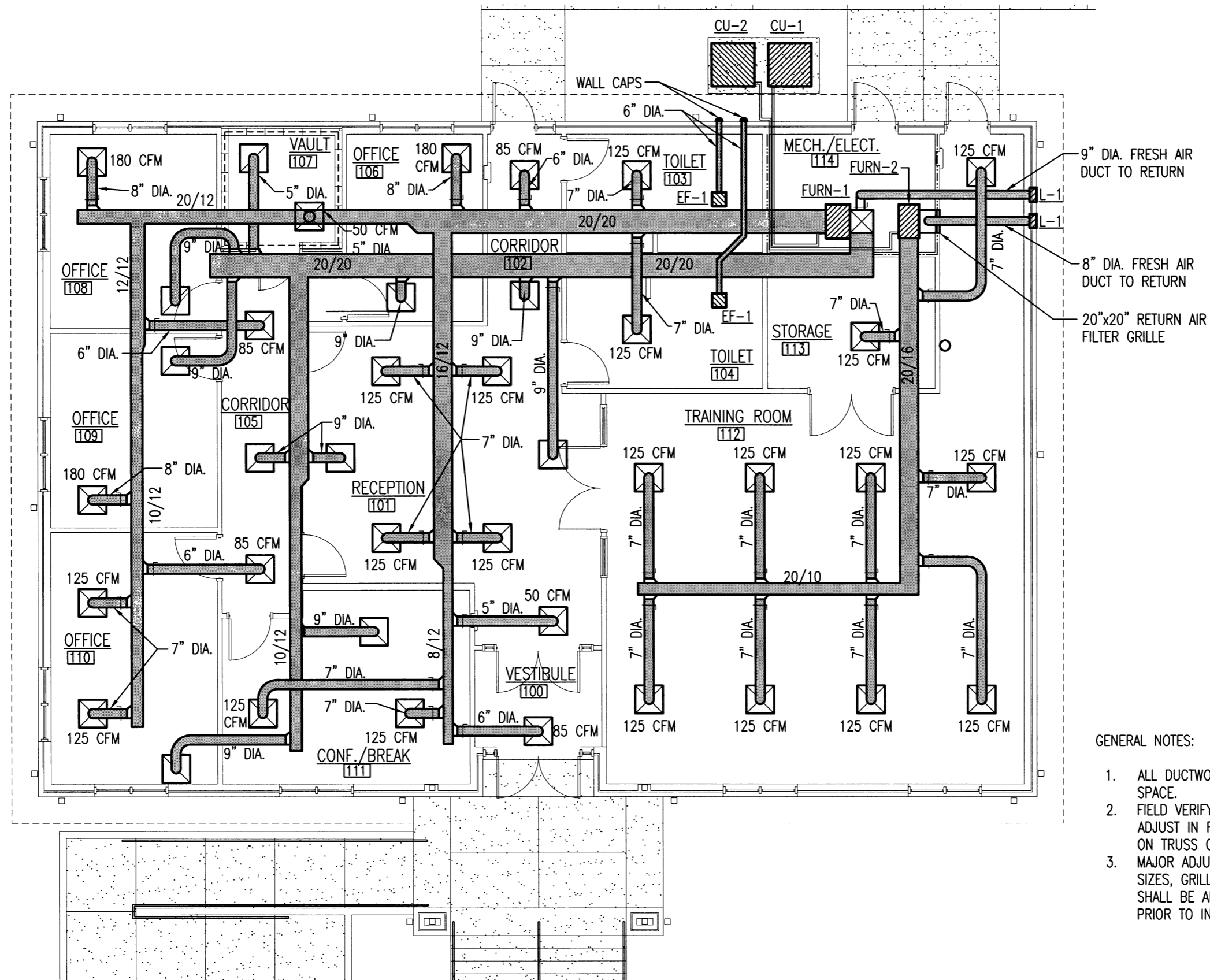


**AHP DIST. 5
MULTI-PURPOSE FACILITY**
West Memphis, Arkansas
Crittenden County



DATE: AUG. 8, 2016
JOB NO: 110635
DRAWN BY: KB
REVISIONS:

M1.1
33 OF 42



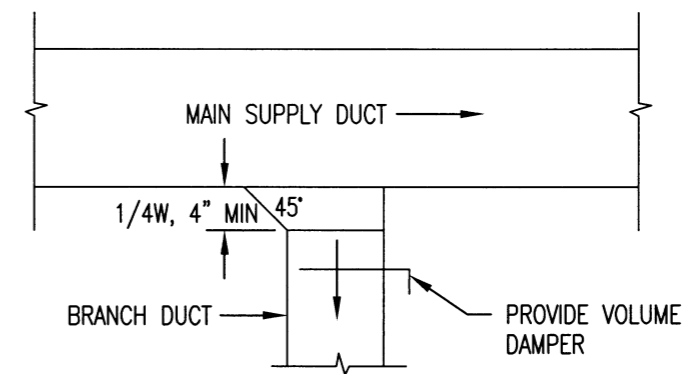
- GENERAL NOTES:
1. ALL DUCTWORK SHALL RUN IN ATTIC SPACE.
 2. FIELD VERIFY DUCT LAYOUT AND ADJUST IN FIELD AS NEEDED BASED ON TRUSS CONFIGURATION.
 3. MAJOR ADJUSTMENTS I.E. DUCT SIZES, GRILLE PLACEMENT ETC. SHALL BE APPROVED BY OWNER PRIOR TO INSTALLATION.



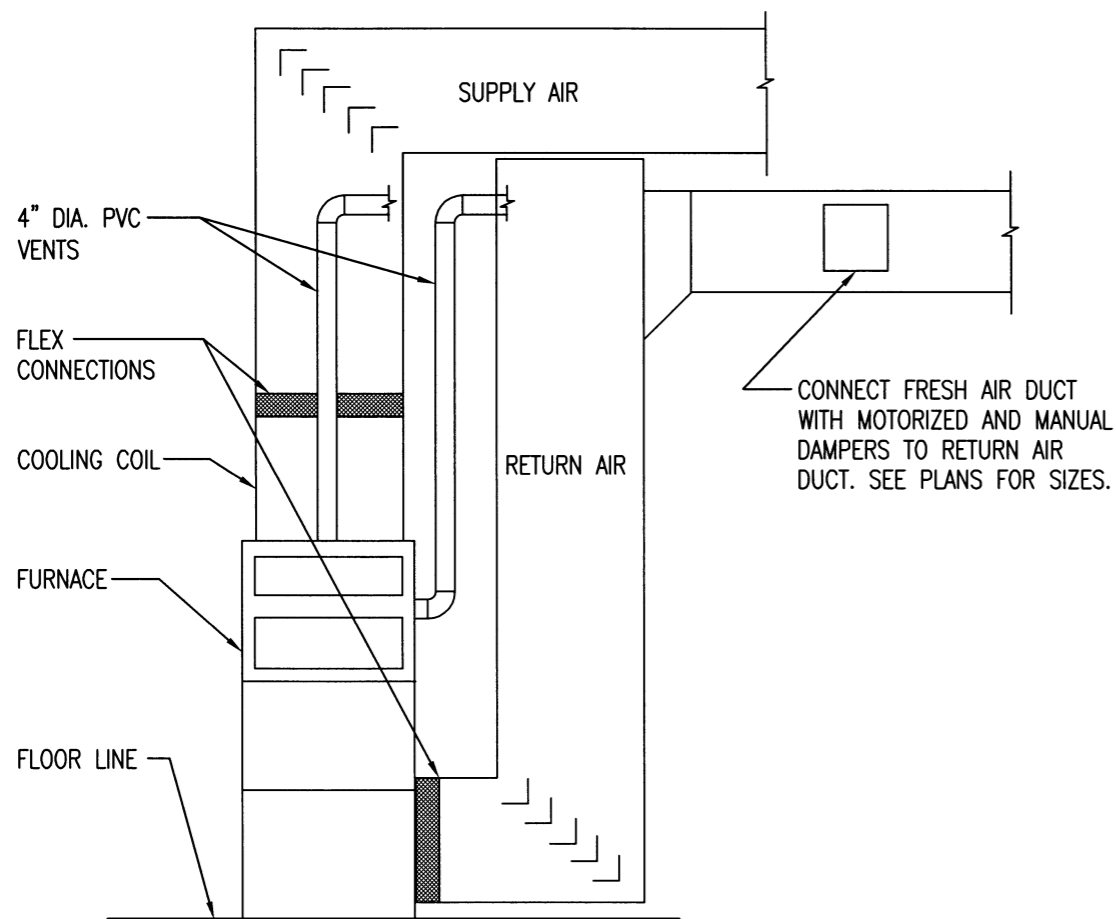
MECHANICAL FLOOR PLAN
SCALE: 1/8" = 1'-0"

MECHANICAL EQUIPMENT SCHEDULE

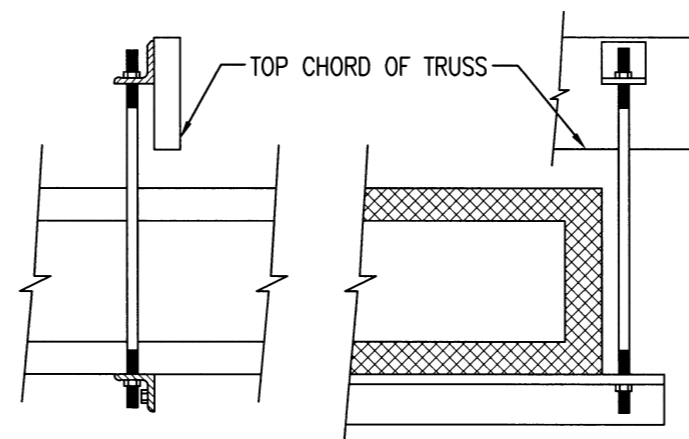
MARK	MANUFACTURER	MODEL
CU-1	CARRIER OR EQUAL	24ANB160A003 INFINITY SERIES TWO STAGE AIR CONDITIONER WITH PURON 5 TONS COOLING 21 SEER @ ARI CONDITONS WITH CNPVP6024ALA EVAPORATOR COIL AND SYSTXCCITW01 TOUCH CONTROL
CU-2	CARRIER OR EQUAL	24ANB136A003 INFINITY SERIES TWO STAGE AIR CONDITIONER WITH PURON 3 TONS COOLING 21 SEER @ ARI CONDITONS WITH CNPVP4324ALA EVAPORATOR COIL AND SYSTXCCITW01 TOUCH CONTROL
FURN-1	CARRIER OR EQUAL	59TN6A100V21-22 INFINITY TWO STAGE, VARIABLE SPEED 4 WAY MULTIPOISE 98,000 BTU 96% AFUE GAS FURNACE WITH KGANP5201VSP NATURAL GAS TO LP CONVERSION KIT
FURN-2	CARRIER OR EQUAL	59TN6A080V17-14 INFINITY TWO STAGE, VARIABLE SPEED 4 WAY MULTIPOISE 78,000 BTU 96% AFUE GAS FURNACE WITH KGANP5201VSP NATURAL GAS TO LP CONVERSION KIT
EF-1	BROAN OR EQUAL	XB110 VENTILATION FAN
L-1	RUSKIN OR EQUAL	ELF6375DXH 12"x12" EXTRUDED ALUMINUM LOUVER WITH INSECT SCREEN COLOR TO MATCH EXTERIOR WALL COLOR



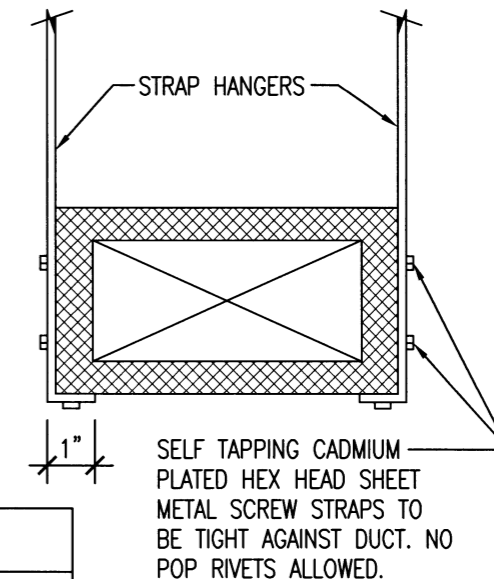
1 DUCT TAKE OFF DETAIL
M2.1 SCALE: NO SCALE




2 FURNACE DETAIL
M2.1 SCALE: NO SCALE



HANGER SIZES FOR RECTANGULAR DUCT			
MAX. SIDE	HANGER	HORIZ. SUPPORT ANGLE	MAX. SPACING
30"	1"x18 GAUGE STRAP	NONE REQUIRED	10'-0"
36"	1/4" ROUND ROD	1 1/2"x1 1/2"x1/8"	8'-0"
48"	1/4" ROUND ROD	2"x2"x1/8"	8'-0"
60"	5/16" ROUND ROD	2"x2"x1/8"	8'-0"
84"	3/8" ROUND ROD	2"x2"x1/8"	8'-0"



AHP DIST. 5
MULTI-PURPOSE FACILITY
West Memphis, Arkansas
Crittenden County




DATE: AUG. 8, 2016
JOB NO: 110635
DRAWN BY: KB
REVISIONS:

M2.1
34 OF 42

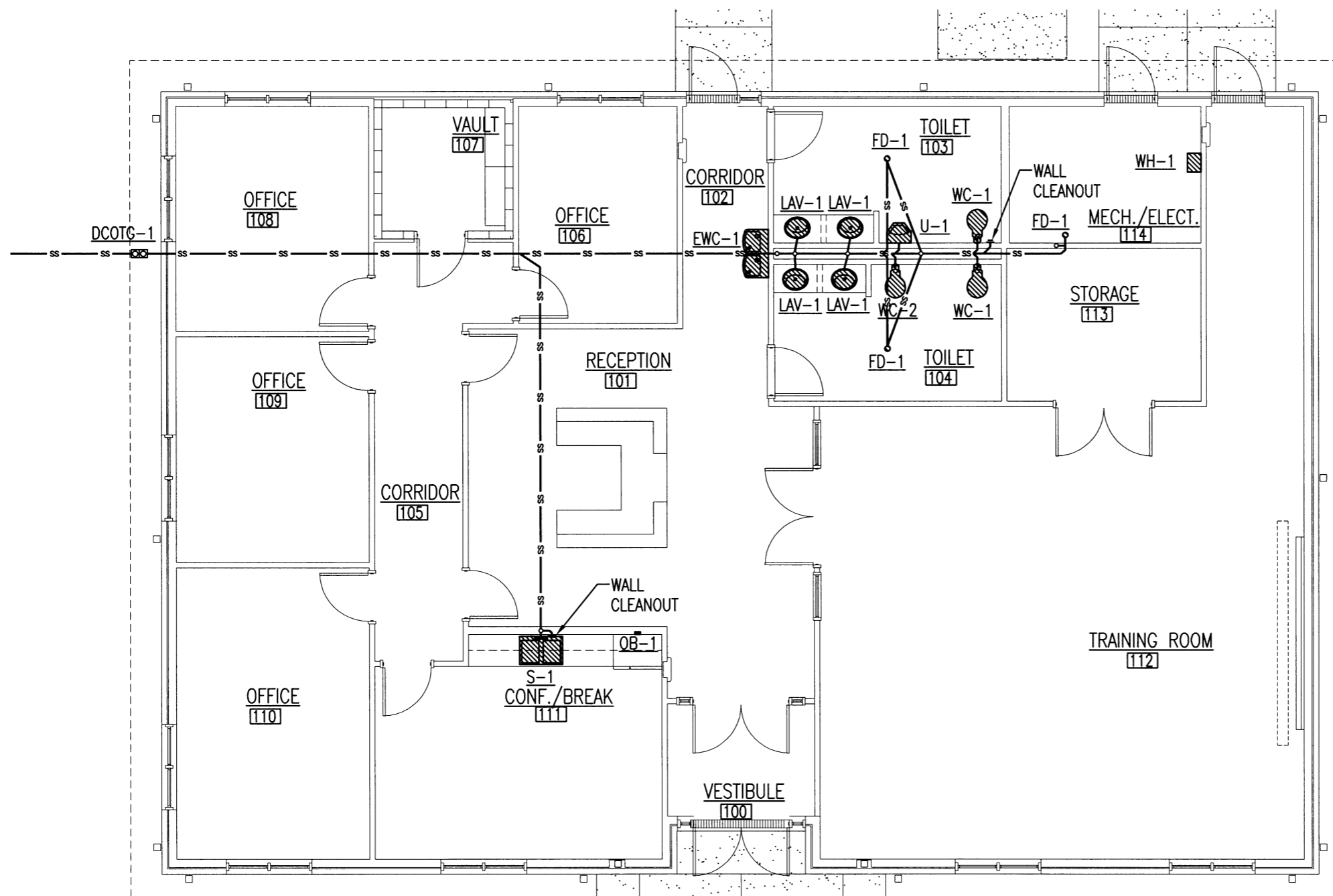


**AHP DIST. 5
MULTI-PURPOSE FACILITY**
West Memphis, Arkansas
Crittenden County




DATE: AUG. 8, 2016
JOB NO: 110635
DRAWN BY: KB
REVISIONS:

P1.1
35 OF 42

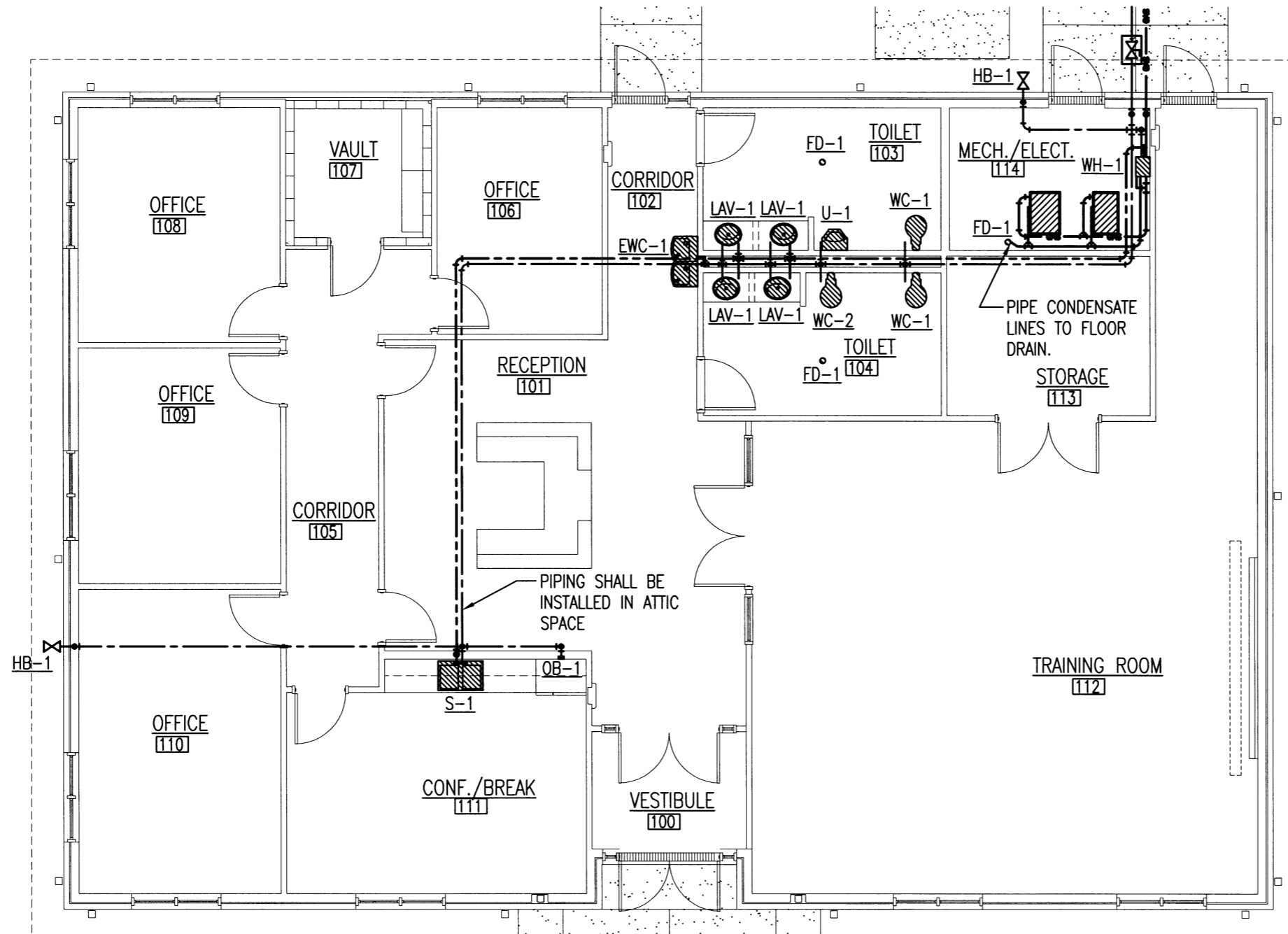


NOTE:
THIS PLAN IS FOR GENERAL LAYOUT. ALL
PIPING SHALL BE SIZED AS REQUIRED BY
ALL APPLICABLE BUILDING CODES AND/OR
AUTHORITIES HAVING JURISDICTION
WHICHEVER IS MORE STRINGENT.

1 SEWER PLAN
NORTH
SCALE: 1/8" = 1'-0"



**AHP DIST. 5
MULTI-PURPOSE FACILITY**
West Memphis, Arkansas
Crittenden County



NOTE:
THIS PLAN IS FOR GENERAL LAYOUT. ALL PIPING SHALL BE SIZED AS REQUIRED BY ALL APPLICABLE BUILDING CODES AND/OR AUTHORITIES HAVING JURISDICTION WHICHEVER IS MORE STRINGENT.




DATE: AUG. 8, 2016
JOB NO: 110635
DRAWN BY: KB
REVISIONS:

P1.2
36 OF 42

1 PIPING PLAN
NORTH
PI.2
SCALE: 1/8" = 1'-0"



AHP DIST. 5
MULTI-PURPOSE FACILITY
 West Memphis, Arkansas
 Crittenden County

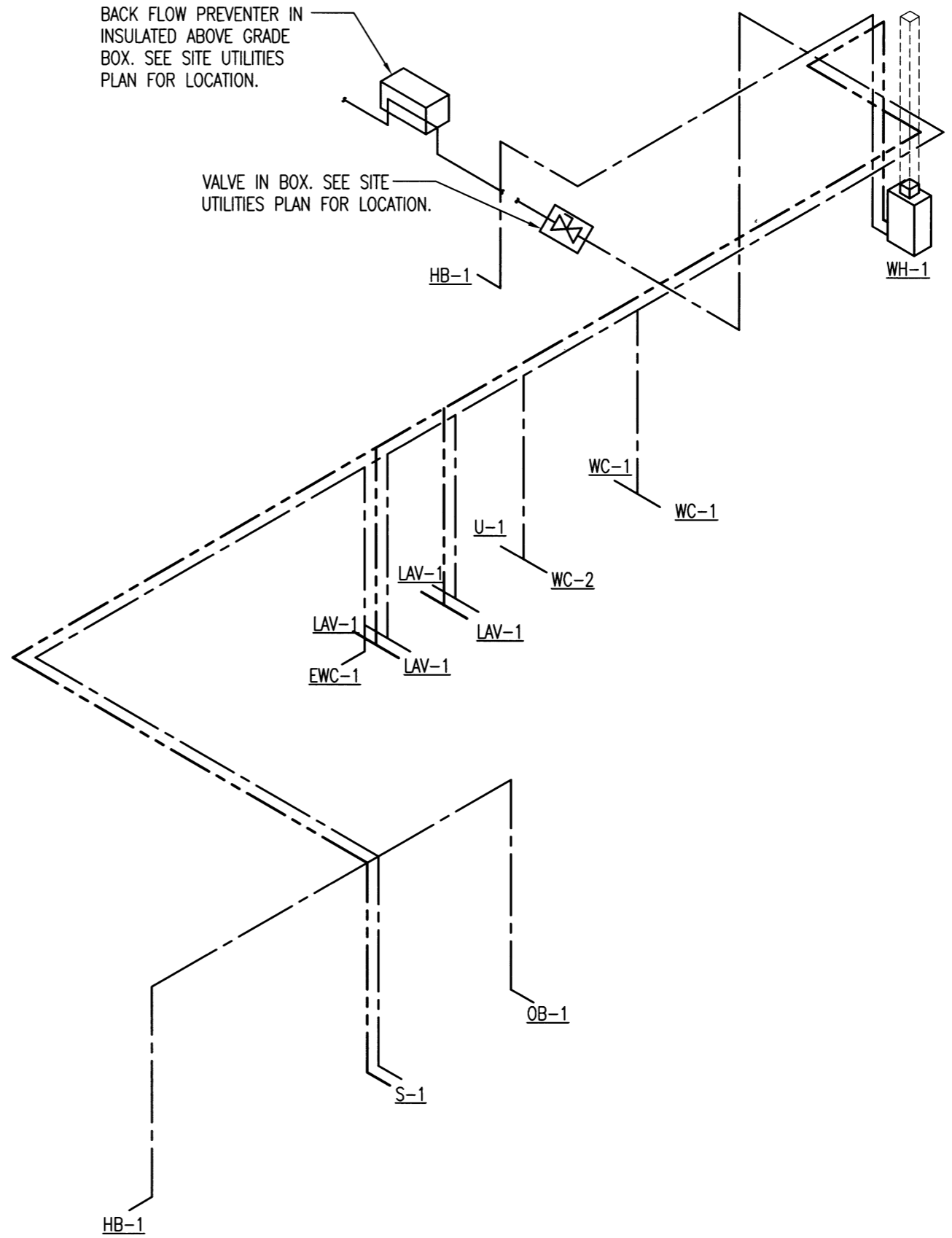


DATE: AUG. 8, 2016
 JOB NO: 110635
 DRAWN BY: KB
 REVISIONS:

P2.1
 37 OF 42

BACK FLOW PREVENTER IN INSULATED ABOVE GRADE BOX. SEE SITE UTILITIES PLAN FOR LOCATION.

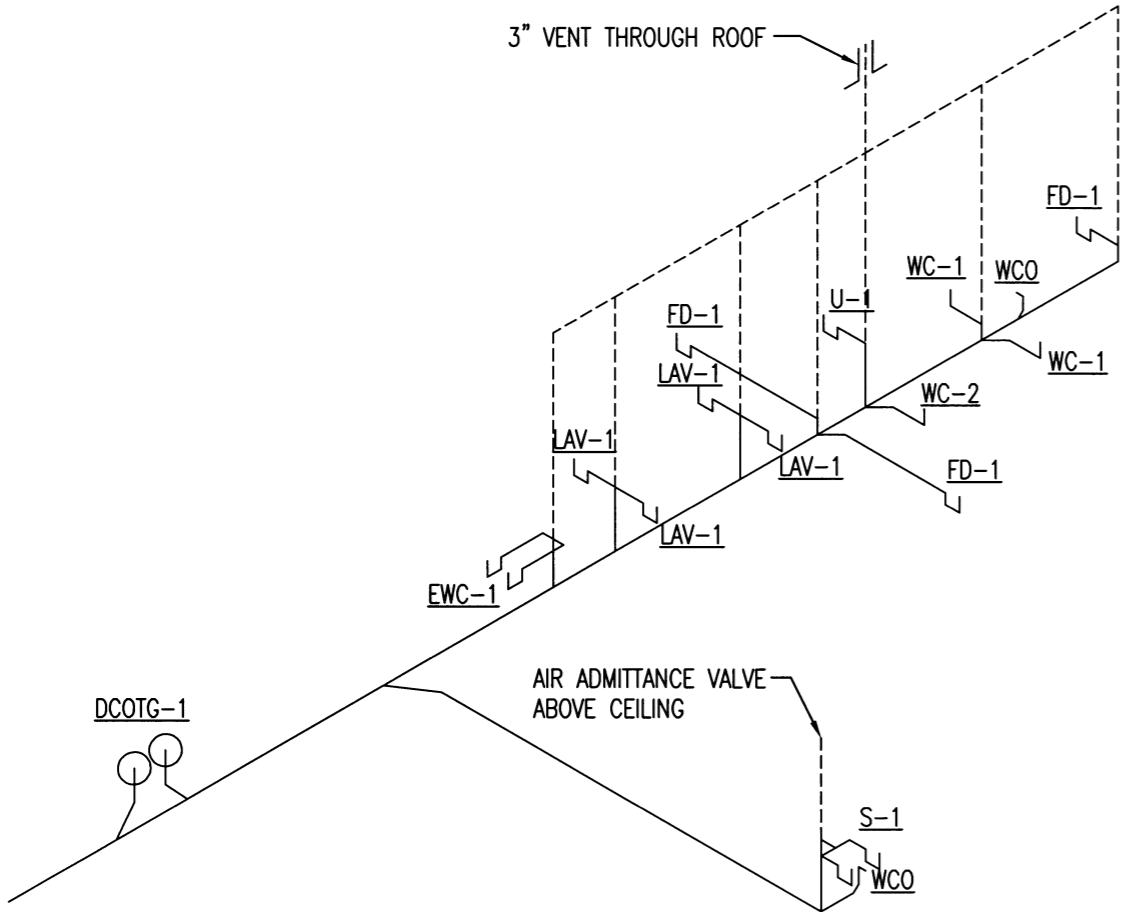
VALVE IN BOX. SEE SITE UTILITIES PLAN FOR LOCATION.



2 DOMESTIC WATER RISER DIAGRAM
 P2.1 SCALE : NO SCALE

3" VENT THROUGH ROOF

AIR ADMITTANCE VALVE ABOVE CEILING



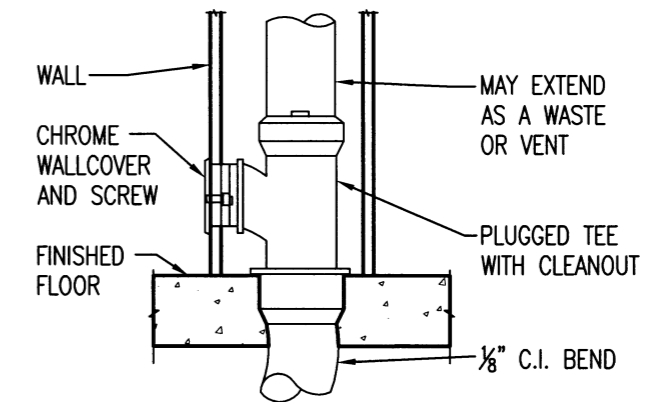
1 SEWER RISER DIAGRAM
 P2.1 SCALE : NO SCALE

PLUMBING FIXTURE SCHEDULE

MARK	MANUFACTURER	MODEL	REMARKS
WC-1	AMERICAN STANDARD	3461.660.020 "MADERA" 1.6 GPF ADA EVERCLEAN TOILET WITH SELECTRONIC EXPOSED BATTERY FLUSH VALVE SYSTEM PROVIDE 5910.110.020 SEAT	SEAT HEIGHT SHALL BE AT 17"-19" A.F.F.
WC-2	AMERICAN STANDARD	3451.660.020 "MADERA" 1.6 GPF EVERCLEAN TOILET WITH SELECTRONIC EXPOSED BATTERY FLUSH VALVE SYSTEM PROVIDE 5910.110.020 SEAT	SEAT HEIGHT SHALL BE AT STANDARD HEIGHT
U-1	AMERICAN STANDARD	6590.510 "WASHBROOK" 0.5 GPF WASHOUT TOP SPUD URINAL WITH SELECTRONIC EXPOSED AC FLUSH VALVE SYSTEM	RIM HEIGHT SHALL BE AT 17" A.F.F.
S-1	AMERICAN STANDARD	24DB.332283.290 ADA DOUBLE BOWL 33" 18 GAUGE STAINLESS STEEL KITCHEN SINK WITH 6114.381 SINGLE CONTROL FAUCET WITH REMOTE VALVE AND SPRAYER	
LAV-1	AMERICAN STANDARD	0491.019 "RONDALYN" COUNTERTOP SINK WITH 6053.202 "INNSBROOK" SELECTRONIC 1.5 GPM LONG LIFE BATTERY POWERED FAUCET AND 605XTMV1070 MIXING VALVE	
EWC-1	ELKAY	EZS8L 120 VOLT WALL MOUNTED BARRIER FREE DRINKING FOUNTAIN	SPOUT SHALL BE MOUNTED AT 36" A.F.F.
WH-1	RINNAI	REU-VC2528FFU-US TANKLESS WATER HEATER WITH TANKLESS WATER HEATER DRAIN PAN, ROOF VENT AND LP CONVERSION	
OB-1	IPS CORPORATION	MDWB1AB ICE MACHINE OUTLET BOX W/ 3/8" OUTLET QTR. TURN VALVE 1/2" SWEAT/WITH ARRESTER	
HB-1	McMASTER-CARR	2947K5 HIGH FLOW FAUCET ONE T-HANDLE, HOT OR COLD WATER, 3/4" NPT MALE INLET	
FD-1	WADE	1100A CAST IRON FLOOR DRAIN WITH FLANGE AND TRAP GUARD, 5" DIA. NICKEL BRONZE STRAINER AND "P" TRAP	
DCOTG-1	WADE	6000Z CAST IRON CLEANOUT WITH THREADED ADJUSTABLE HOUSING, FLANGED FERRULE WITH ROUND SCORIATED CAST IRON TRACTOR TYPE COVER.	

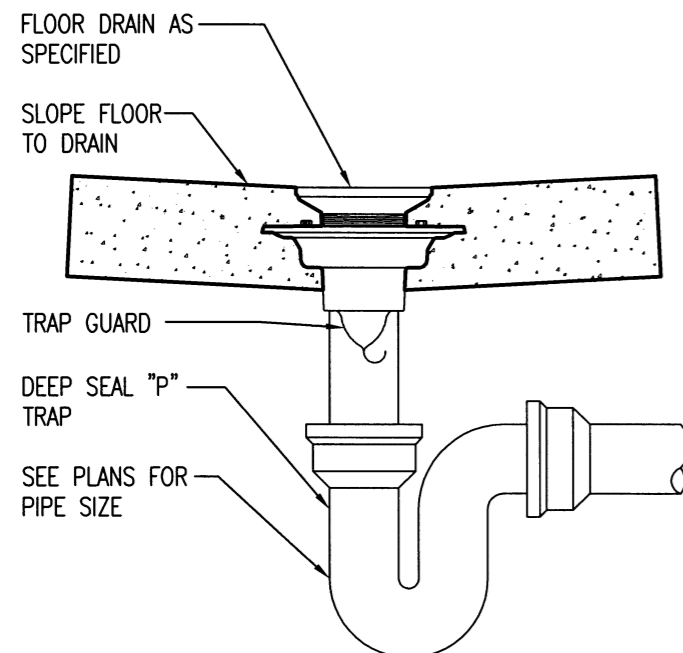
PLUMBING SYMBOL LEGEND

SYMBOL	DESCRIPTION
---	DOMESTIC COLD WATER
----	DOMESTIC HOT WATER
-SS-	SANITARY SEWER
-GAS-	GAS NATURAL OR PROPANE
└	ELBOW
⊥	ELBOW DOWN
⊕	ELBOW UP
├	TEE
└┬	TEE DOWN
┬└	TEE UP
⊗	GATE VALVE
⊗HB	HOSE BIB



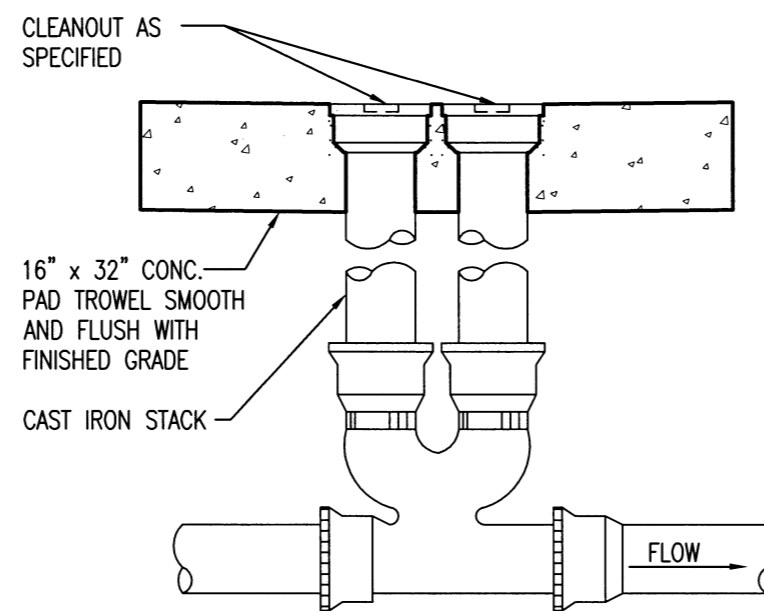
1 WALL CLEANOUT (WCO)

P3.1 SCALE: NO SCALE



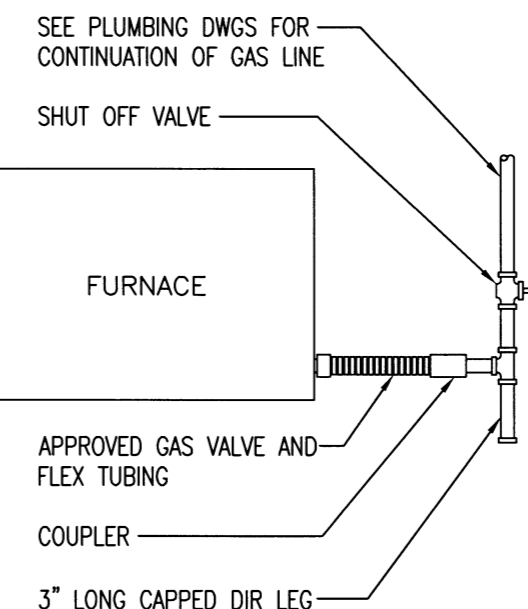
2 FLOOR DRAIN

P3.1 SCALE: NO SCALE



3 DOUBLE CLEANOUT

P3.1 SCALE: NO SCALE




5 GAS HOOK UP DETAIL

P3.1 SCALE: NO SCALE



AHP DIST. 5
MULTI-PURPOSE FACILITY
 West Memphis, Arkansas
 Crittenden County




DATE: AUG. 8, 2016
JOB NO: 110635
 DRAWN BY: KB
 REVISIONS:

P3.1
 38 OF 42

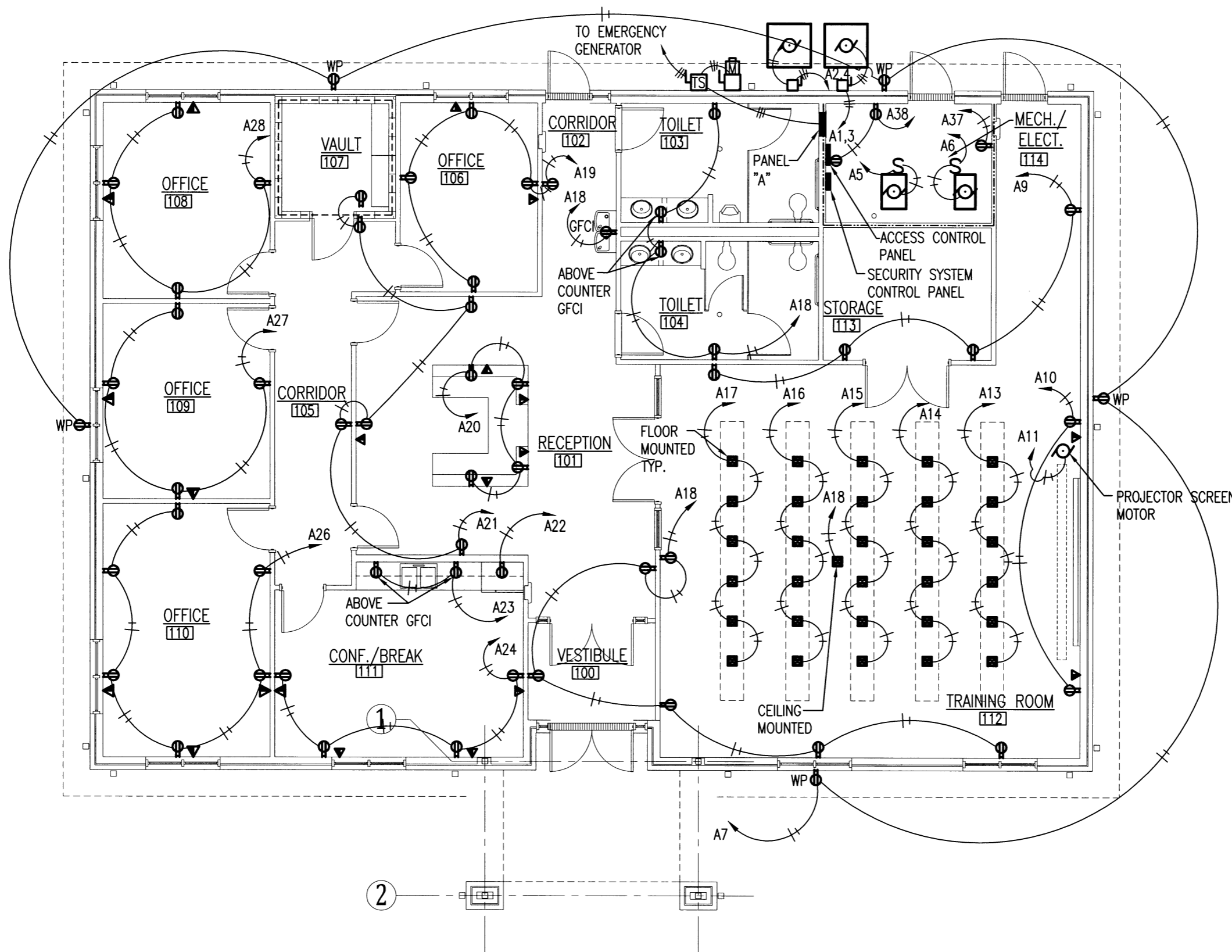


AHP DIST. 5
MULTI-PURPOSE FACILITY
 West Memphis, Arkansas
 Crittenden County



DATE: AUG. 8, 2016
 JOB NO: 110635
 DRAWN BY: KB
 REVISIONS:


E1.1
 39 OF 42



1 POWER PLAN
 SCALE: 3/32" = 1'-0"

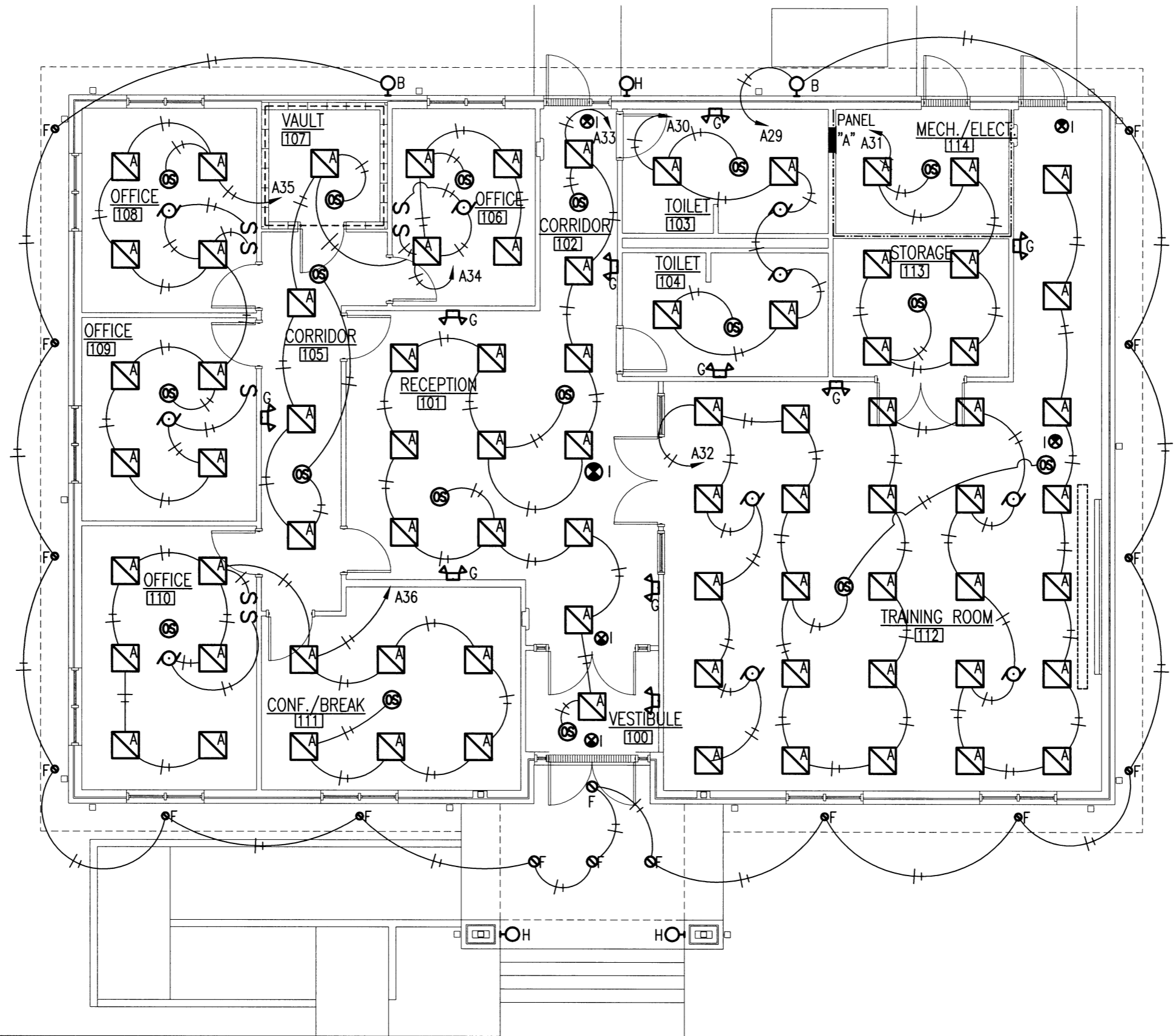


AHP DIST. 5
MULTI-PURPOSE FACILITY
 West Memphis, Arkansas
 Crittenden County



DATE: AUG. 8, 2016
 JOB NO: 110635
 DRAWN BY: KB
 REVISIONS:


E1.2
 40 OF 42



1 LIGHTING PLAN
 E1.2 SCALE: 3/32" = 1'-0"



AHP DIST. 5
MULTI-PURPOSE FACILITY
 West Memphis, Arkansas
 Crittenden County



DATE: AUG. 8, 2016
JOB NO: 110635
 DRAWN BY: KB
 REVISIONS:

E2.1

41 OF 42

LIGHT FIXTURE SCHEDULE

MARK	MANUFACTURER	MODEL	DESCRIPTION	REMARKS
A	LITHONIA OR EQUAL	2VTL 40L EZ1 LP840 N80	2x2 LED ARCHITECTURAL TROFFER	
B	LSI OR EQUAL	XLCW FT LED HO NW UE	LED WALL PACK	
C	LSI OR EQUAL	XLCM FT LED HO NW	SINGLE LED POLE MOUNT	
D	LSI OR EQUAL	XLCM 5 LED HO NW	BACK TO BACK LED POLE MOUNT	
E	LSI OR EQUAL	SFLL SP LED PL2 40	GROUND LEVEL LED FLOOD	
F	LITHONIA OR EQUAL	LDN6 40/15 LOGAR	6" LED DOWNLIGHT	
G	LITHONIA OR EQUAL	ELM2 LED	LED EMERGENCY UNIT	
H	LITHONIA OR EQUAL	AFN FWD EXT XXX	OUTDOOR EMERGENCY UNIT	
I	LITHONIA OR EQUAL	LE S 1 R 120/277 EL N	EXIT	

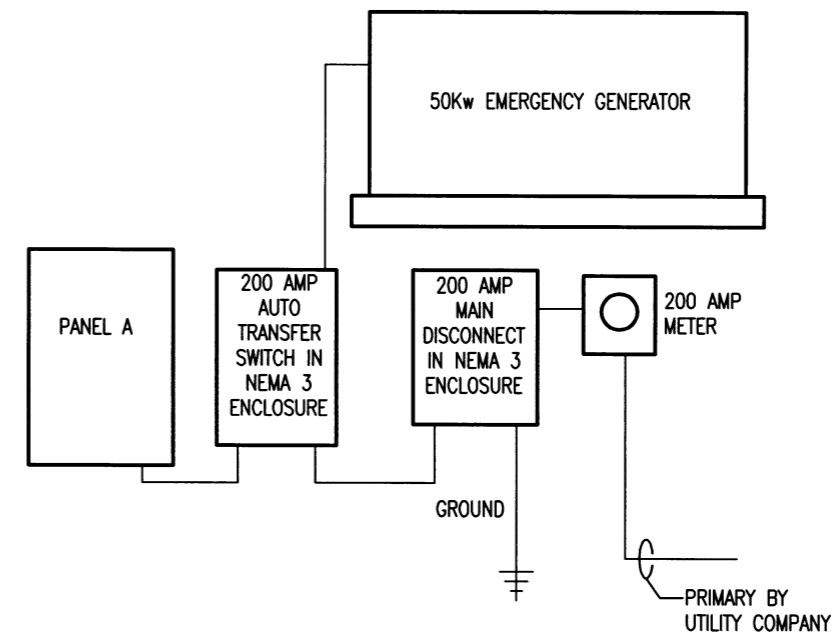
ELECTRICAL SYMBOL LEGEND

SYMBOL	DESCRIPTION	SYMBOL	DESCRIPTION
S	SWITCH	▽	CABLE TELEVISION OUTLET
S ₃	THREE WAY SWITCH	▼	TELEPHONE OUTLET
⊖	110V DUPLEX OUTLET	▽	DATA OUTLET
⊕	110V QUADPLEX OUTLET	▼	COMBINATION TELEPHONE AND DATA OUTLET
⊖	110V DUPLEX OUTLET IN FLUSH MTD. FLOOR OR CEILING BOX	◻	PUSH BUTTON CONTROL AS NOTED ON PLANS
⊕	110V QUADPLEX OUTLET IN FLUSH MTD. FLOOR OR CEILING BOX	⊠	MOTOR CONTROL BOX
⊖GFCI	110V GROUND FAULT CIRCUIT INTERRUPTER	□	DISCONNECT
⊖WP	110V WEATHER PROOF OUTLET	⊠	AUTOMATIC TRANSFER SWITCH
⊖	SPECIAL PURPOSE OUTLET AS NOTED ON PLANS	○	MOTOR
⊖	220V OUTLET	⊠	SQUARE JUNCTION BOX
⊠	RADIO OUTLET	⊠	ROUND JUNCTION BOX
⊠	THERMOSTAT	⊠	42" FIVE BLADE HARBOR BREEZE CEILING FAN W/O LIGHT KIT
⊠	METER		

LIGHTING SYMBOL LEGEND

SYMBOL	DESCRIPTION	SYMBOL	DESCRIPTION
⊠	2x2 LED FIXTURE	⊠	EMERGENCY LIGHTING
⊠	2x4 LED FIXTURE	⊠	LED EXTERIOR WALL PACK
⊠	OCCUPANCY SENSOR	⊠	EXIT LIGHT


PANELBOARD: A		VOLTAGE: 120/240V, 1Ø, 3W		BUS RATING: 200A		MAIN: LUGS ONLY	
LOCATION: IT 108		MFG. AND TYPE: SQ-D TYPE NQOD		EQUIP. GRD. BUS: YES		ISOL. GRD. NO BUS:	
MOUNTING: RECESSED		ENCLOSURE: NEMA 1		MINIMUM A.I.C. RATING: 22K		FED FROM: MAIN DISCONNECT	
SERVES		P	CIR.	A B	CIR.	P	SERVES
		T	NO.	Ø Ø	NO.	T	
CU-1	2	1	1		2	2	CU-2
	40	3			4	40	
F-1	1	5			6	1	F-2
	30				30		
EXTERIOR RECEPTACLES	1	7			8	1	RECEPTACLES
	20				20		
RECEPTACLES	1	9			10		
	20				10		
SCREEN MOTOR	1	11			12	1	CEILING RECEPTACLE
	20				15		
FLOOR RECEPTACLES	1	13			14	1	FLOOR RECEPTACLES
	20				20		
		15			16		
		17			18	1	EWC-1
		19			20		
RECEPTACLES	1	21			22	1	REFRIGERATOR
	20				20		
		23			24	1	RECEPTACLES
		25			26		
		27			28		
EXTERIOR LIGHTS	1	29			30	1	PARKING LOT LIGHTS
	20				20		
PARKING LOT LIGHTS	1	31			32	1	LIGHTS
	20				20		
LIGHTS	1	33			34		
	20				36		
		35			38		RECEPTACLES
WH-1		37			40		SPARE
SPARE		39			42		
		41					
		42					



1 ELECTRICAL RISER DIAGRAM
 E4.1 SCALE : NO SCALE



AHP DIST. 5
MULTI-PURPOSE FACILITY
 West Memphis, Arkansas
 Crittenden County



DATE: AUG. 8, 2016
 JOB NO: 110635
 DRAWN BY: KB
 REVISIONS:

E3.1
 42 OF 42