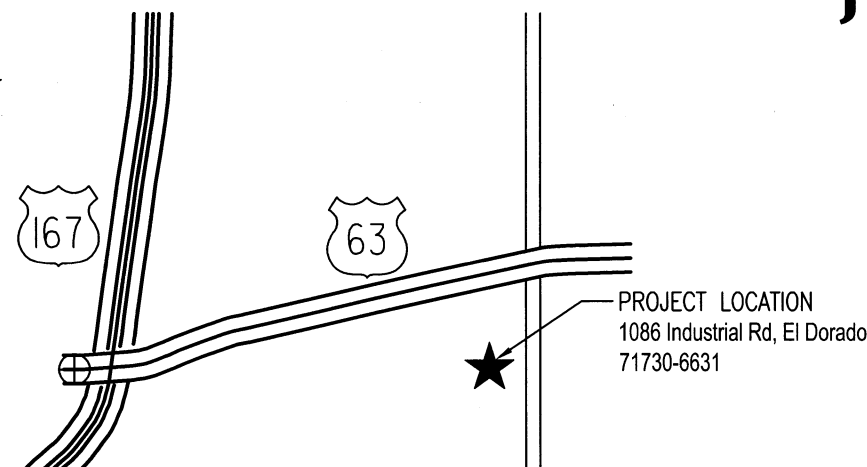


**ARKANSAS DEPARTMENT OF TRANSPORTATION**  
**CONSTRUCTION PLANS FOR**  
**UNION CO. AREA HEADQUARTERS/R.E. OFFICE 76**  
**(EL DORADO)(S)**  
**UNION COUNTY**  
**ROUTE 63 SECTION 18**  
**JOB 070480**

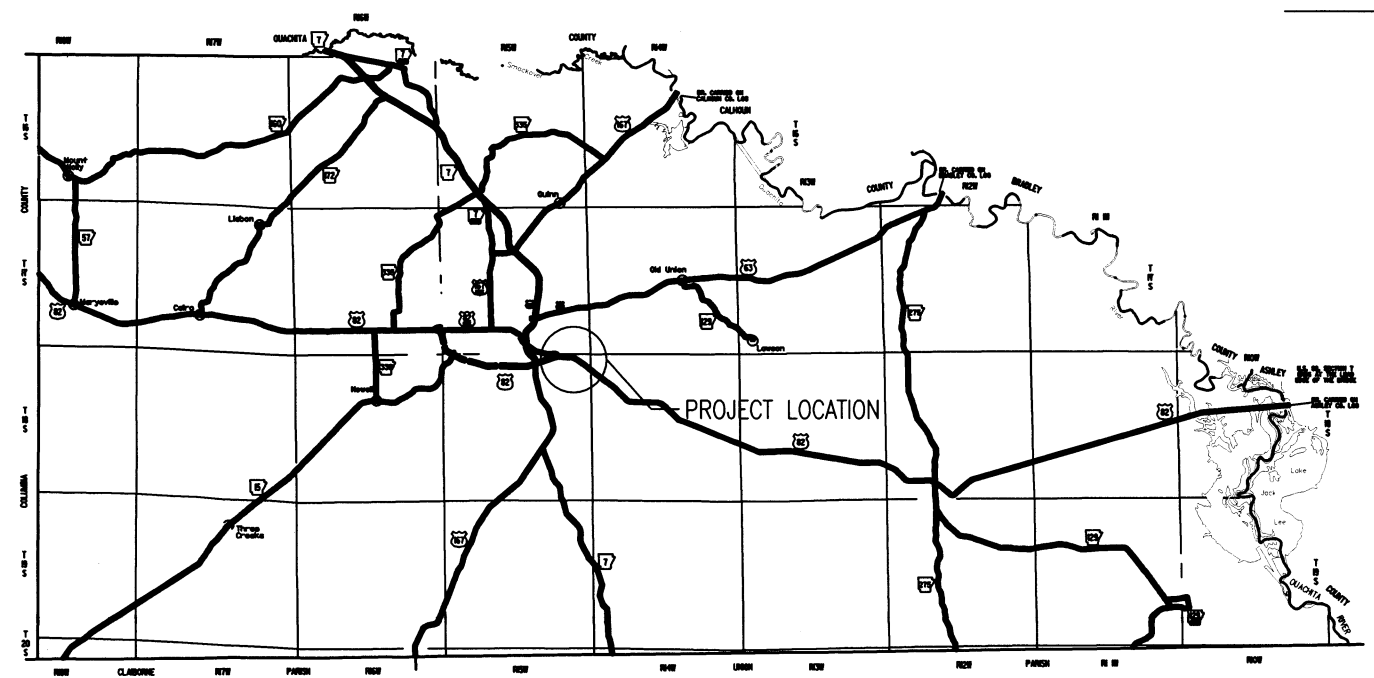
DATE REVISED	DATE FILMED	DATE REVISED	DATE FILMED	FED. RD. DIST. NO.	STATE	FED. AID PROJ. NO.	SHEET NO.	TOTAL SHEETS
				6	ARK.			
						JOB NO. 070480	1	59
						UNION CO. AREA HEADQUARTERS/R.E. OFFICE 76 (EL DORADO) (S)		



**VICINITY MAP**  
SCALE: NO SCALE



ARK. HWY. DIST. NO. 7



**LOCATION MAP**  
SCALE: NO SCALE

MIDPOINT OF PROJECT:  
 LATITUDE: N 33° 12' 58.53"  
 LONGITUDE: W 92° 36' 52.20"


APPROVED  
 STATE OF  
**ARKANSAS**  
 \*\*\*  
 REGISTERED  
 PROFESSIONAL  
 ENGINEER  
 No. 7836  
 M. E. BANKS

4-23-19

DEPUTY DIRECTOR  
 AND CHIEF ENGINEER



**UNION CO. AREA**  
**HEADQUARTERS/R.E.**  
**OFFICE 76 (EL DORADO) (S)**  
 El Dorado, Arkansas  
 Union County



DATE: APRIL 16, 2019  
**JOB NO: 070480**  
 DRAWN BY: KB  
 REVISIONS:

**G1.1**  
 1 OF 59

### ABBREVIATIONS

AD	AREA DRAIN	GALV	GALVANIZED
ADA	AMERICANS WITH DISABILITIES	INSUL	INSULATION
AFF	ABOVE FINISHED FLOOR	INT	INTERIOR
AFG	ABOVE FINISHED GRADE	MAX	MAXIMUM
ALUM	ALUMINUM	MBM	METAL BUILDING MANUFACTURER
ANOD	ANODIZED	MECH	MECHANICAL
BOT	BOTTOM	MIN	MINIMUM
CJ	CONTROL JOINT	MTL	METAL
CLG	CEILING	NIC	NOT IN CONTRACT
CLR	CLEAR	NO	NUMBER
CMU	CONCRETE MASONRY UNIT	NOM	NOMINAL
COL	COLUMN	OC	ON CENTER
CONC	CONCRETE	OPG	OPENING
CONT	CONTINUOUS	PLUMB	PLUMBING
DEMO	DEMOLITION	PLAS. LAM.	PLASTIC LAMINATE
DTL	DETAIL	PLYWD	PLYWOOD
DIA	DIAMETER	PVC	POLYVINYL CHLORIDE
DIM	DIMENSION	RBR	RUBBER
EA	EACH	RD	ROOF DRAIN
EJ	EXPANSION JOINT	REQ	REQUIRED
ELEC	ELECTRICAL	SIM	SIMILAR
ELEV	ELEVATION	SPEC	SPECIFICATION
EQ	EQUAL	SPK	SPRINKLER
EWC	ELECTRIC WATER COOLER	STRUCT	STRUCTURAL
EXIST	EXISTING	T&G	TONGUE AND GROOVE
FD	FLOOR DRAIN	TELE	TELEPHONE
FEC	FIRE EXTINGUISHER CABINET	TLT	TOILET
FFE	FINISHED FLOOR ELEVATION	TYP	TYPICAL
FIXT	FIXTURE	UNO	UNLESS NOTED OTHERWISE
FLR	FLOOR	VCT	VINYL COMPOSITION TILE
GA	GAUGE		

### SYMBOL LEGEND

	DOOR AND FRAME
	HARDWARE SET
	WINDOW TAG
	ROOM NAME
	FINISH
	CEILING HEIGHT
	ROOM NUMBER
	MILLWORK ELEVATION TAG
	DRAWING NUMBER
	SHEET NUMBER
	KEYED PLAN NOTE
	KEYED DEMOLITION PLAN NOTE

### MATERIAL LEGEND

	FACE BRICK
	CONCRETE BLOCK RE: PLANS FOR SIZE
	STUDS
	CONCRETE (SECTION)
	BATT. INSULATION
	FOAM OR RIGID INSULATION
	ROUGH FRAMING
	FINISHED WOOD

### INDEX OF SHEETS

SHEET NO.	SHEET TITLE	SHEET NO.	SHEET TITLE
G1.1	1 TITLE SHEET	S1.1	31 R.E. OFFICE FOUNDATION PLAN AND DETAILS
G1.2	2 INDEX OF SHEETS	S2.1	32 A.H.Q. FOUNDATION PLAN
G1.3	3 GOVERNING SPECIFICATIONS, SUMMARY OF QUANTITIES, AND REVISIONS	S3.1	33 FOUNDATION DETAILS
		S3.2	34 FOUNDATION DETAILS
C1.1	4 OVERALL SITE PLAN	MEP1.1	35 OVERALL UTILITIES SITE PLAN
C1.2	5 ENLARGED SITE PLAN	MEP1.2	36 ENLARGED UTILITIES SITE PLAN
C2.1	6 SITE DETAILS	MEP2.1	37 UTILITIES SITE DETAILS
A1.1	7 DOOR SCHEDULE	M1.1	38 R.E. OFFICE HVAC FLOOR PLAN
A1.2	8 WINDOW SCHEDULE AND DETAILS	M2.1	39 A.H.Q. ENLARGED HVAC FLOOR PLAN
A1.3	9 FINISH SCHEDULE AND CABINET ELEVATIONS	M2.2	40 A.H.Q. UPPER LEVEL HVAC FLOOR PLAN
A2.1	10 R.E. OFFICE FLOOR PLAN, ENLARGED TOILET PLAN, AND DETAILS	M3.1	41 MECHANICAL EQUIPMENT SCHEDULE
		P1.1	42 R.E. OFFICE SANITARY SEWER PLAN
A2.2	11 R.E. OFFICE DIMENSION PLAN	P1.2	43 R.E. OFFICE PIPING PLAN
A2.3	12 R.E. OFFICE ELEVATIONS	P1.3	44 R.E. OFFICE RISER DIAGRAMS
A2.4	13 R.E. OFFICE ELEVATIONS	P2.1	45 A.H.Q. SANITARY SEWER PLAN
A2.5	14 R.E. OFFICE WALL SECTIONS	P2.2	46 A.H.Q. ENLARGED SANITARY SEWER PLAN AND DETAILS
A2.6	15 R.E. OFFICE REFLECTED CEILING PLAN		
A2.7	16 R.E. OFFICE ROOF PLAN AND DETAILS	P2.3	47 A.H.Q. SANITARY SEWER PLAN
A3.1	17 A.H.Q. FLOOR PLAN	P2.4	48 A.H.Q. ENLARGED PIPING PLAN AND DETAIL
A3.2	18 A.H.Q. UPPER LEVEL FLOOR PLAN AND ENLARGED TOILET PLAN	P2.5	49 A.H.Q. UPPER LEVEL PIPING PLAN
		P2.6	50 A.H.Q. RISER DIAGRAMS
A3.3	19 A.H.Q. DIMENSION PLAN	P3.1	51 PLUMBING FIXTURE SCHEDULE AND LEGEND
A3.4	20 A.H.Q. ELEVATIONS	E1.1	52 R.E. OFFICE POWER PLAN
A3.5	21 A.H.Q. ELEVATIONS	E1.2	53 R.E. OFFICE LIGHTING PLAN
A3.6	22 A.H.Q. BUILDING SECTIONS	E2.1	54 A.H.Q. POWER PLAN
A3.7	23 A.H.Q. WALL SECTIONS	E2.2	55 A.H.Q. UPPER LEVEL POWER PLAN
A3.8	24 A.H.Q. WALL SECTIONS	E2.3	56 A.H.Q. LIGHTING PLAN
A3.9	25 A.H.Q. STAIR SECTION	E2.4	57 A.H.Q. UPPER LEVEL LIGHTING PLAN
A3.10	26 A.H.Q. STAIR SECTION	E3.1	58 PANEL SCHEDULES
A3.11	27 A.H.Q. REFLECTED CEILING PLAN	E3.2	59 ELECTRICAL RISER DIAGRAM, LIGHTING FIXTURE SCHEDULE, AND LEGENDS
A3.12	28 A.H.Q. ROOF PLAN AND DETAILS		
A3.13	29 A.H.Q. EXTERIOR DOOR AND WINDOW DETAILS	E4.1	59A FIBER OPTIC EXTENSION
A4.1	30 WASH RACK PLANS, ELEVATIONS, AND SECTIONS	E4.2	59B CONCRETE PULL BOX AND DATA COMMUNICATION CABLING REQUIREMENTS



**UNION CO. AREA**  
**HEADQUARTERS/R.E.**  
**OFFICE 76 (EL DORADO) (S)**  
 El Dorado, Arkansas  
 Union County



DATE: APRIL 16, 2019  
**JOB NO: 070480**  
 DRAWN BY: KB  
 REVISIONS: JUNE 13, 2019

# G1.2

## SUMMARY OF QUANTITIES

ITEM NO.	ITEM DESCRIPTION	QTY	UNIT
601	MOBILIZATION	1.00	LUMP SUM
SP	R.E. OFFICE	1.00	LUMP SUM
SP	AREA HEADQUARTERS	1.00	LUMP SUM

### REVISIONS

DATE	DESCRIPTION	SHEET #
6-13-19	ADDED SHEETS E4.1 AND E4.2, ADDED DOOR 9A, REVISED DOOR NUMBERS, ADDED DRINKING FOUNTAIN, ADDED CIRCUIT FOR DRINKING FOUNTAIN, ADDED NOTE TO PROVIDE DATA CABLING, REVISED FIXTURE LABELING	2,3,42,43, 52,54,56,57


**GOVERNING SPECIFICATIONS:**

ARKANSAS STATE HIGHWAY COMMISSION STANDARD SPECIFICATIONS FOR HIGHWAY CONSTRUCTION, EDITION OF 2014, AND THE FOLLOWING SPECIAL PROVISIONS AND SUPPLEMENTAL SPECIFICATIONS:

- ERRATA \_\_\_\_\_ ERRATA FOR THE BOOK OF STANDARD SPECIFICATIONS
- 100-3 \_\_\_\_\_ CONTRACTOR'S LICENSE
- 100-4 \_\_\_\_\_ DEPARTMENT NAME CHANGE
- 102-2 \_\_\_\_\_ ISSUANCE OF PROPOSALS
- 108-1 \_\_\_\_\_ LIQUIDATED DAMAGES
- 108-2 \_\_\_\_\_ WORK ALLOWED PRIOR TO ISSUANCE OF WORK ORDER
- 306-1 \_\_\_\_\_ QUALITY CONTROL AND ACCEPTANCE
- JOB 070480 \_\_\_\_\_ BIDDING REQUIREMENTS AND CONDITIONS
- JOB 070480 \_\_\_\_\_ MANDATORY ELECTRONIC CONTRACT
- JOB 070480 \_\_\_\_\_ MANDATORY ELECTRONIC DOCUMENT SUBMITTAL
- JOB 070480 \_\_\_\_\_ PROJECT MANUAL
- JOB 070480 \_\_\_\_\_ UTILITY ADJUSTMENTS



UNION CO. AREA  
 HEADQUARTERS/R.E.  
 OFFICE 76 (EL DORADO) (S)  
 El Dorado, Arkansas  
 Union County




DATE: APRIL 16, 2019  
**JOB NO: 070480**  
 DRAWN BY: KB  
 REVISIONS: JUNE 13, 2019

G1.3

3 OF 59

**UNION CO. AREA  
 HEADQUARTERS/R.E.  
 OFFICE 76 (EL DORADO) (S)**  
 El Dorado, Arkansas  
 Union County

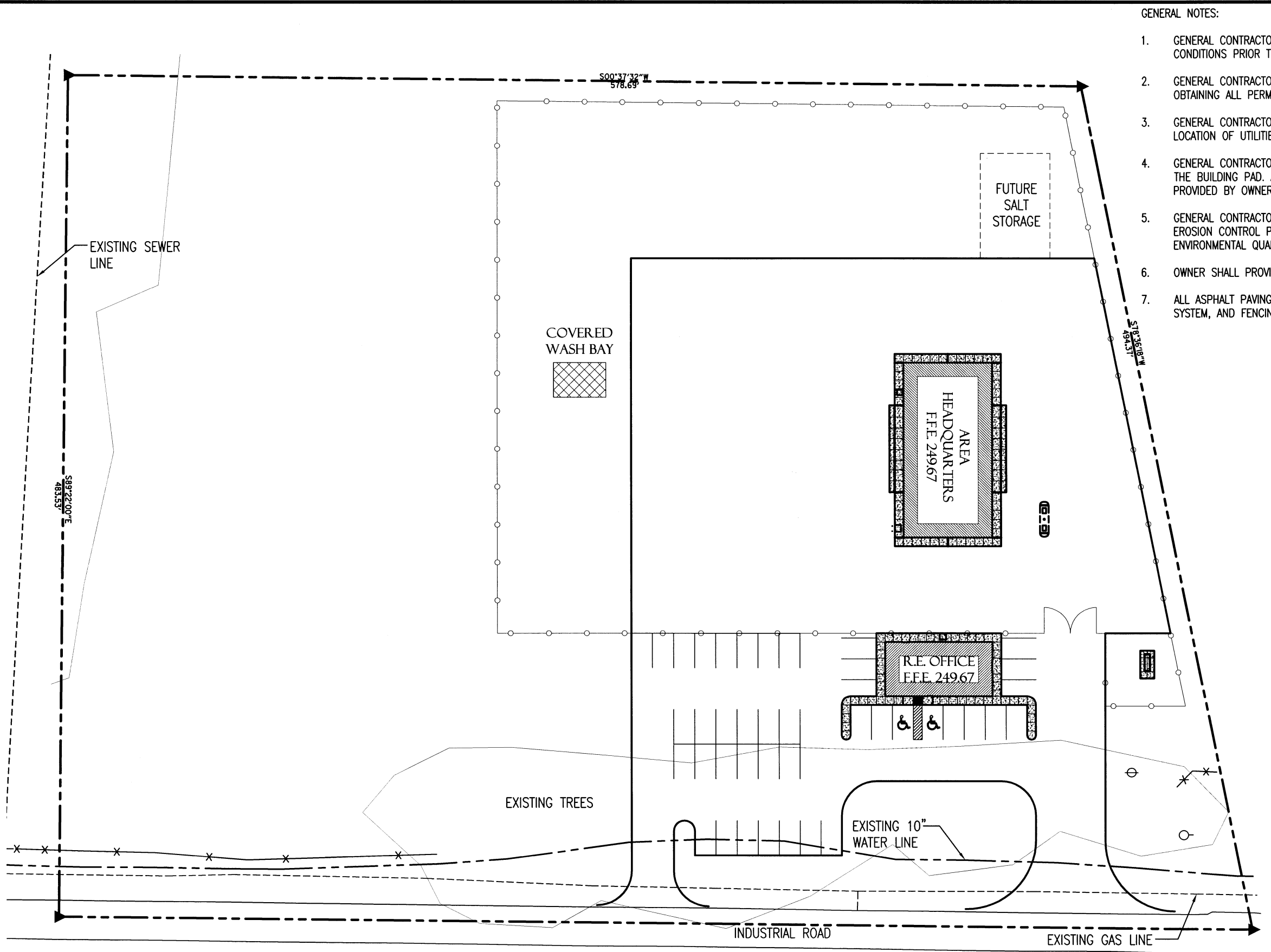


DATE: APRIL 16, 2019  
 JOB NO: 070480  
 DRAWN BY: KB  
 REVISIONS:

**C1.1**  
 4 OF 59

GENERAL NOTES:

1. GENERAL CONTRACTOR SHALL FIELD VERIFY SITE CONDITIONS PRIOR TO BIDDING.
2. GENERAL CONTRACTOR SHALL BE RESPONSIBLE FOR OBTAINING ALL PERMITS.
3. GENERAL CONTRACTOR SHALL BE RESPONSIBLE FOR LOCATION OF UTILITIES.
4. GENERAL CONTRACTOR SHALL BE RESPONSIBLE FOR THE BUILDING PAD. ALL OTHER DIRT WORK SHALL BE PROVIDED BY OWNER.
5. GENERAL CONTRACTOR SHALL BE RESPONSIBLE FOR EROSION CONTROL PER THE ARKANSAS DEPARTMENT OF ENVIRONMENTAL QUALITY GUIDELINES.
6. OWNER SHALL PROVIDE BUILDING LAYOUT.
7. ALL ASPHALT PAVING, PARKING LAYOUT, DRIVES, FUELING SYSTEM, AND FENCING SHALL BE INSTALLED BY OWNER.




NORTH  
**1 OVERALL SITE PLAN**  
 C.I.I. SCALE : 1" = 60.0'



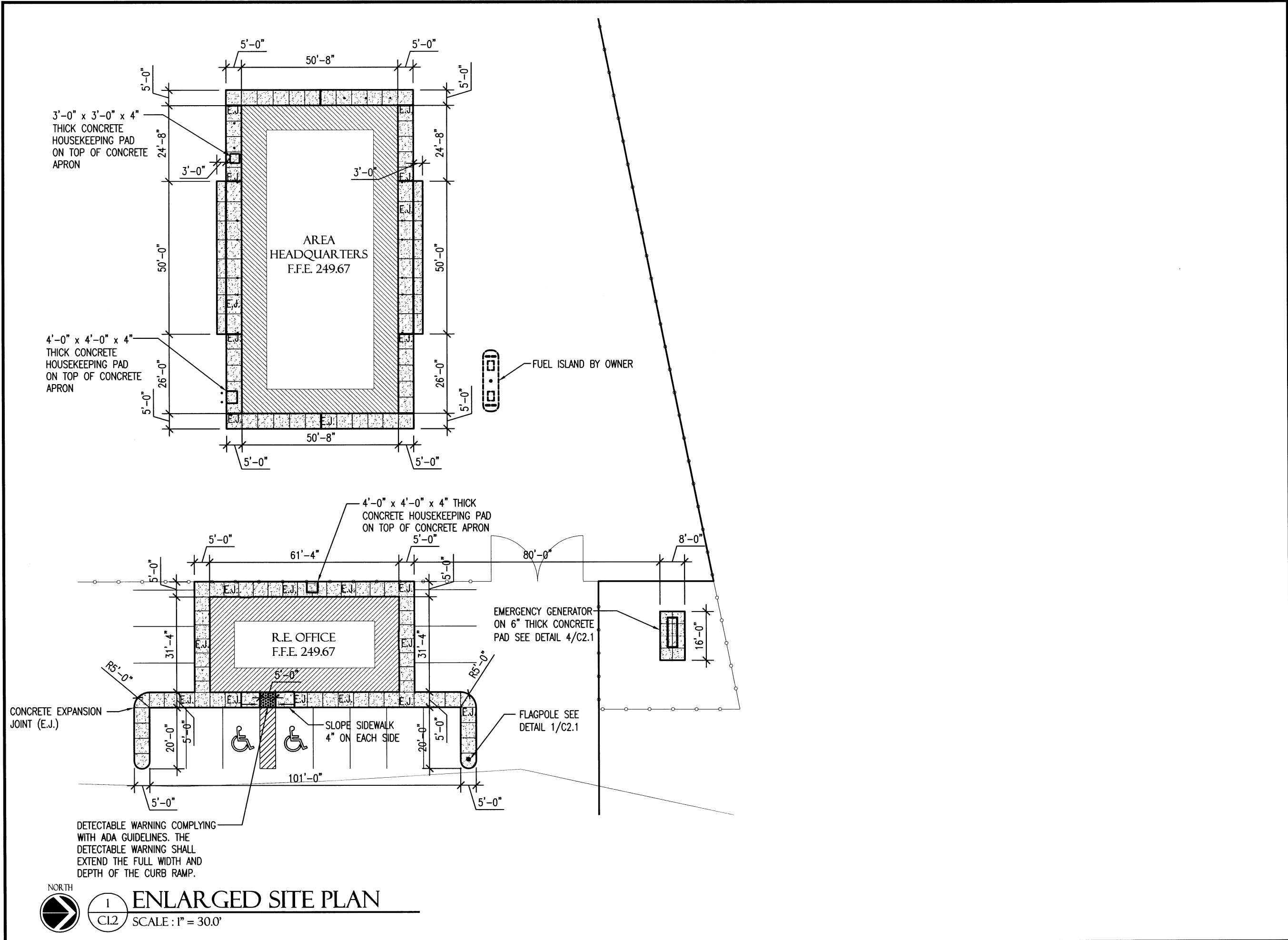


**UNION CO. AREA  
HEADQUARTERS/R.E.  
OFFICE 76 (EL DORADO) (S)**  
El Dorado, Arkansas  
Union County

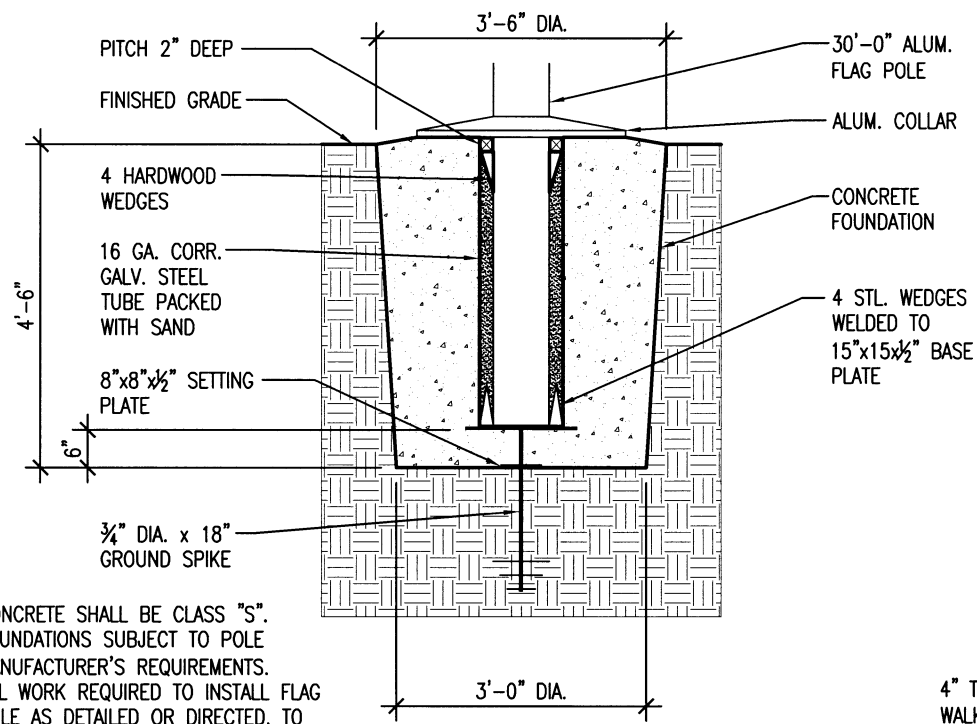


DATE: APRIL 16, 2019  
JOB NO: 070480  
DRAWN BY: KB  
REVISIONS:

**C1.2**  
5 OF 59

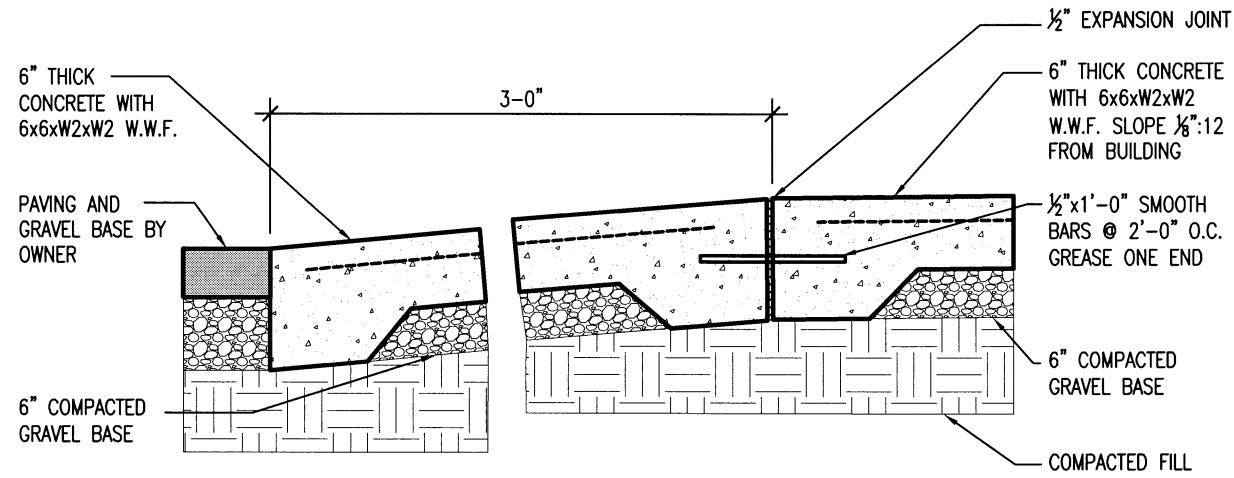


NORTH  
1  
ENLARGED SITE PLAN  
SCALE: 1" = 30.0'

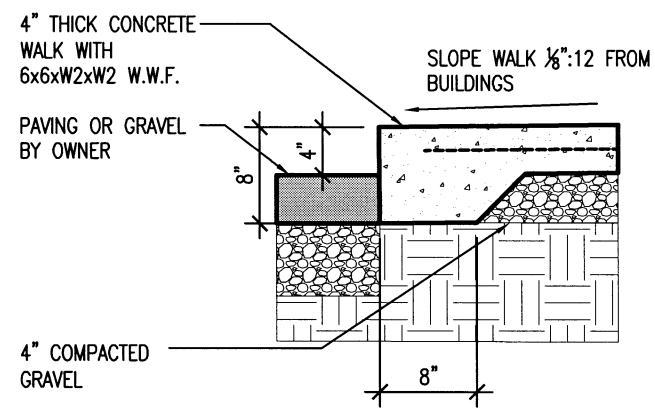


1. CONCRETE SHALL BE CLASS "S".
2. FOUNDATIONS SUBJECT TO POLE MANUFACTURER'S REQUIREMENTS.
3. ALL WORK REQUIRED TO INSTALL FLAG POLE AS DETAILED OR DIRECTED, TO BE INCLUDED IN THE LUMP SUM BID.

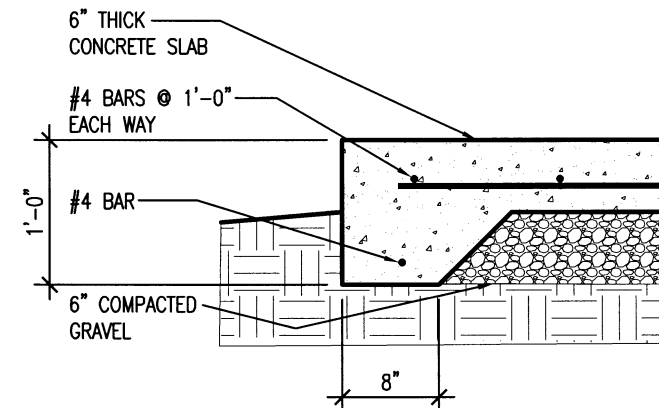
**1 FLAGPOLE BASE DETAIL**  
C2.1 SCALE: NO SCALE



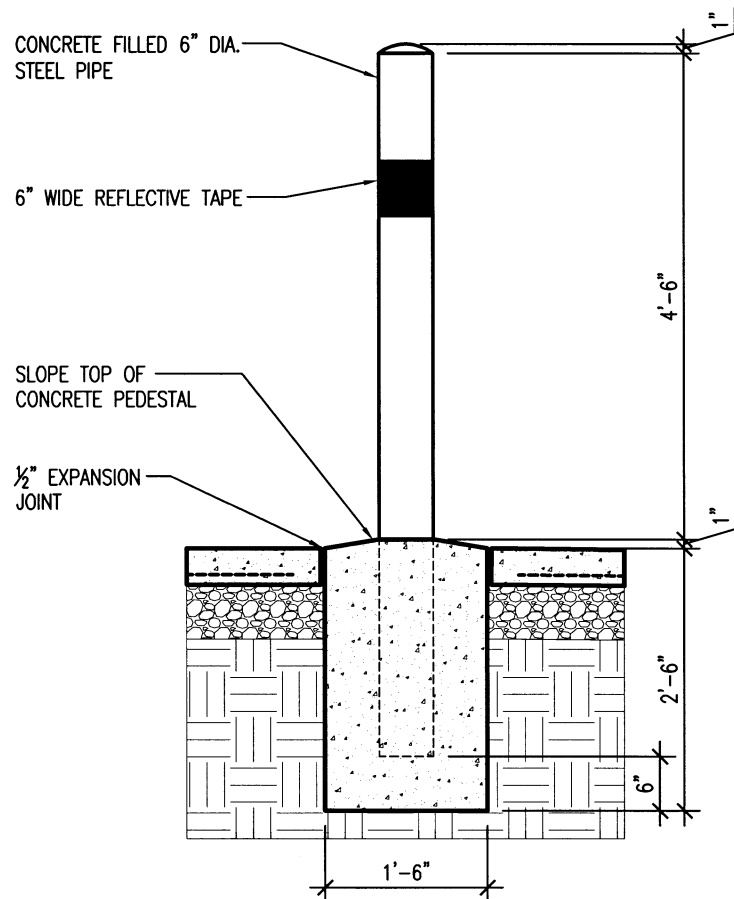
**2 CONCRETE APPROACH DETAIL**  
C2.1 SCALE: NO SCALE



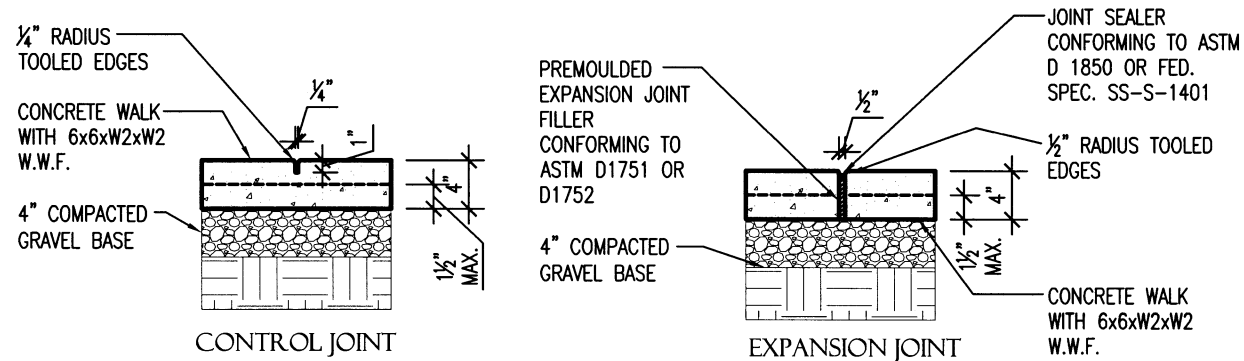
**3 CONCRETE WALK DETAIL**  
C2.1 SCALE: NO SCALE



**EMERGENCY GENERATOR PAD DETAIL**  
C2.1 SCALE: NO SCALE




**5 PIPE BOLLARD DETAIL**  
C2.1 SCALE: NO SCALE



**6 SIDEWALK JOINT DETAILS**  
C2.1 SCALE: NO SCALE




**UNION CO. AREA**  
**HEADQUARTERS/R.E.**  
**OFFICE 76 (EL DORADO) (S)**  
El Dorado, Arkansas  
Union County



DATE: APRIL 16, 2019  
JOB NO: 070480  
DRAWN BY: KB  
REVISIONS:

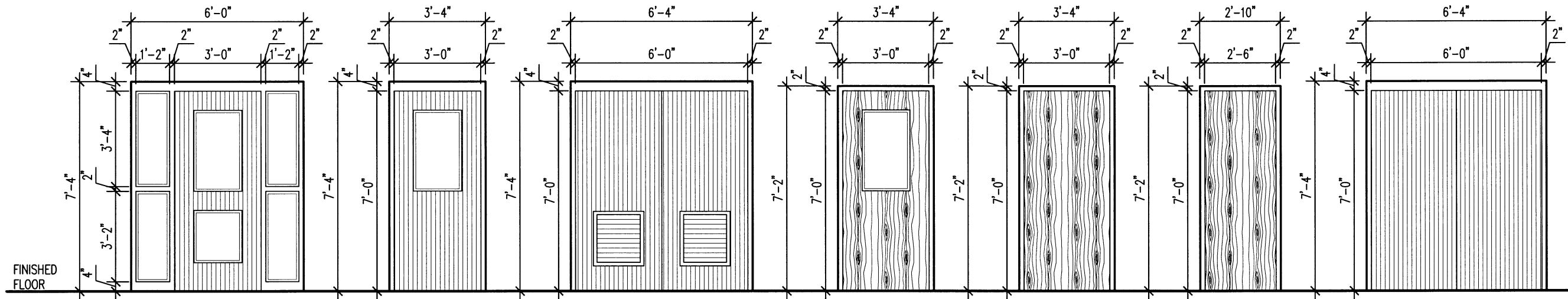
**C2.1**

**UNION CO. AREA  
HEADQUARTERS/R.E.  
OFFICE 76 (EL DORADO) (S)**  
El Dorado, Arkansas  
Union County

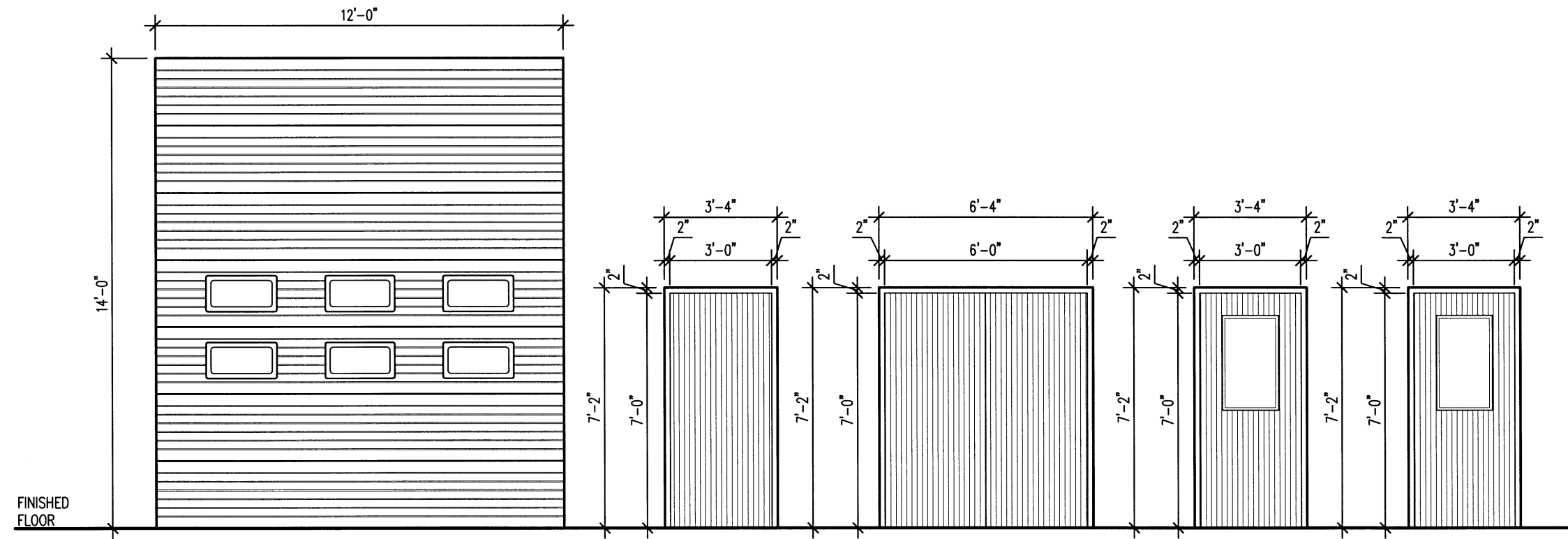


DATE: APRIL 16, 2019  
JOB NO: 070480  
DRAWN BY: KB  
REVISIONS:

**A1.1**

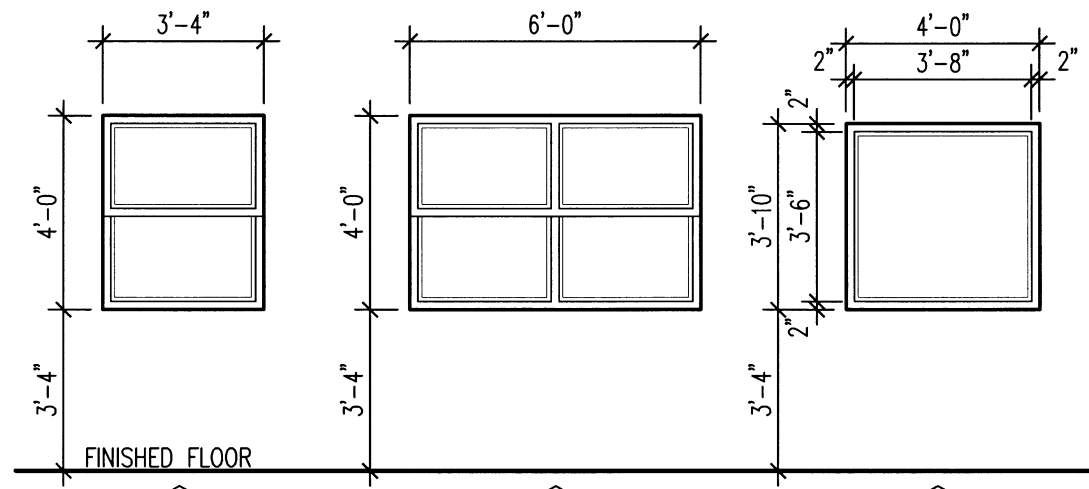


- ① 1 3/4" THICK INSULATED METAL DOOR IN 2"x5 3/4" HOLLOW METAL FRAME. 1" TEMPERED INSULATING GLASS
- ② 1 3/4" THICK INSULATED METAL DOOR IN 2"x5 3/4" HOLLOW METAL FRAME. 1" TEMPERED INSULATING GLASS
- ③ 1 3/4" THICK INSULATED METAL DOORS IN 2"x5 3/4" HOLLOW METAL FRAME. PROVIDE FACTORY CUT IN DOORS FOR GRILLES VERIFY SIZE WITH MECHANICAL.
- ④ 1 3/4" THICK SOLID CORE WOOD DOOR IN 2"x5 3/4" HOLLOW METAL FRAME. 1/4" TEMPERED GLASS.
- ⑤ 1 3/4" THICK SOLID CORE WOOD DOOR IN 2"x5 3/4" HOLLOW METAL FRAME.
- ⑥ 1 3/4" THICK SOLID CORE WOOD DOOR IN 2"x5 3/4" HOLLOW METAL FRAME.
- ⑦ 1 3/4" THICK INSULATED METAL DOORS IN 2"x5 3/4" HOLLOW METAL FRAME.



- ⑧ FACE OF WALL MOUNTED INSULATED SECTIONAL STEEL DOOR
- ⑨ 1 3/4" THICK NON INSULATED METAL DOOR IN 2"x5 3/4" HOLLOW METAL FRAME.
- ⑩ 1 3/4" THICK NON-INSULATED METAL DOORS IN 2"x5 3/4" HOLLOW METAL FRAME.
- ⑪ 1 3/4" THICK NON INSULATED METAL DOOR IN 2"x5 3/4" HOLLOW METAL FRAME. 1/4" TEMPERED GLASS.
- ⑫ 1 3/4" THICK NON INSULATED METAL DOOR IN 2"x8 1/4" HOLLOW METAL FRAME. 1/4" TEMPERED GLASS.

**1 DOOR SCHEDULE**  
SCALE: 1/4" = 1'-0"



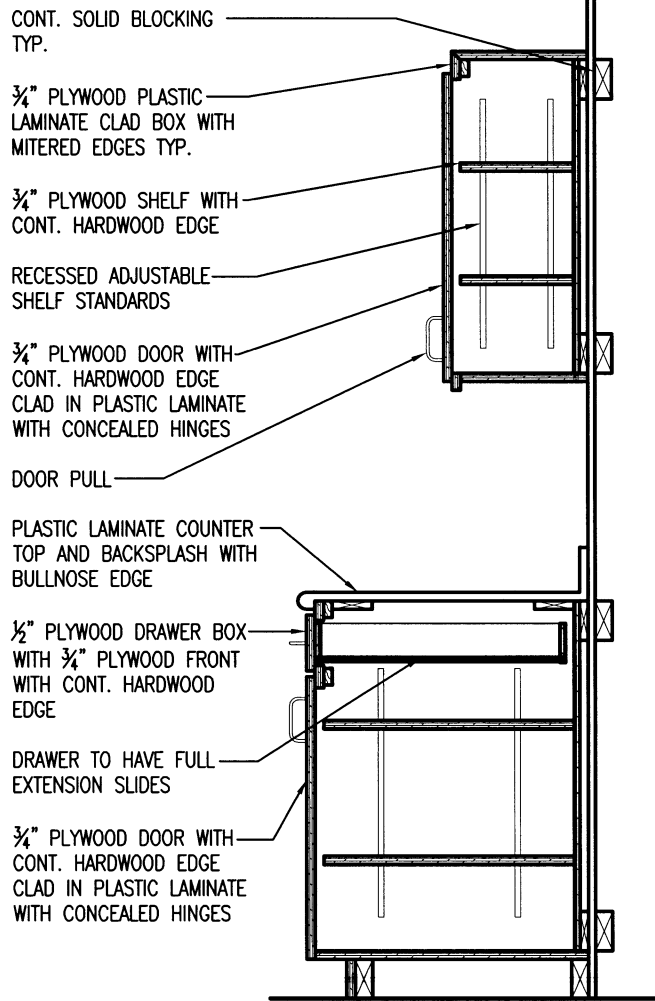
**A**  
THERMALLY BROKEN SINGLE HUNG ALUMINUM WINDOW WITH INSECT SCREEN ON OPERABLE PORTION

**B**  
THERMALLY BROKEN SINGLE HUNG ALUMINUM WINDOW WITH INSECT SCREEN ON OPERABLE PORTION

**C**  
1" THICK TEMPERED INSULATING GLASS IN 2"x5 3/4" HOLLOW METAL FRAME.

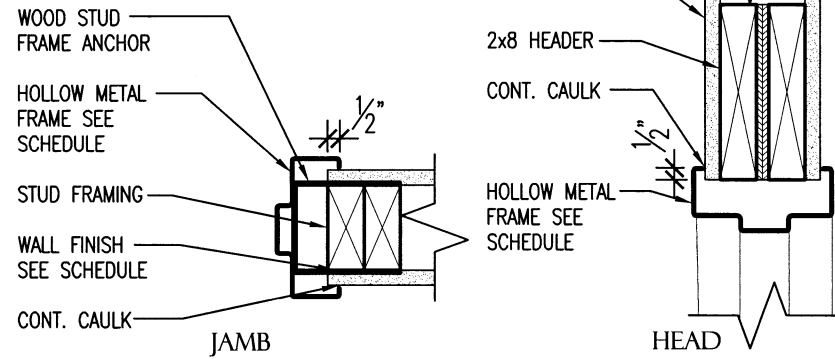
**1 WINDOW SCHEDULE**

A1.2 SCALE: 1/4" = 1'-0"



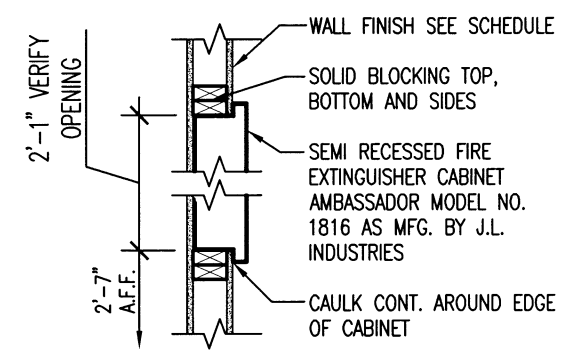
**4 TYPICAL CABINET SECTION**

A1.2 SCALE: NO SCALE



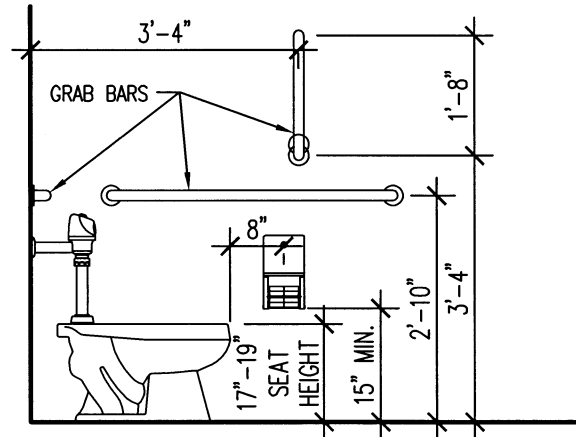
**2 INTERIOR H.M. FRAME DETAILS**

A1.2 SCALE: 1/2" = 1'-0"

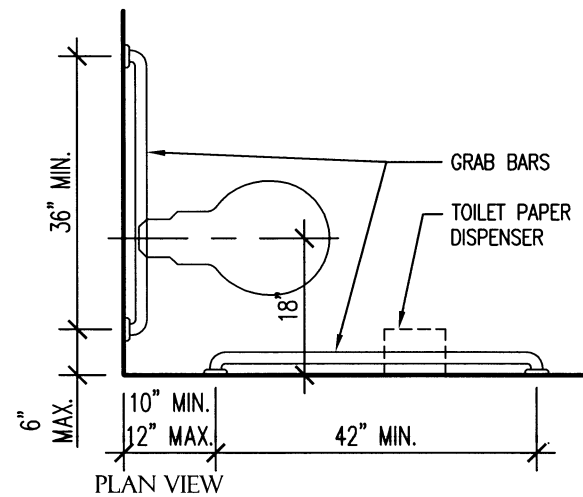


**3 FIRE EXTINGUISHER CABINET DETAIL**

A1.2 SCALE: NO SCALE



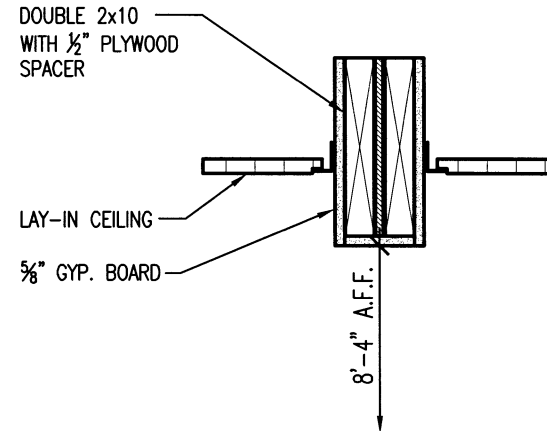
ELEVATION



PLAN VIEW

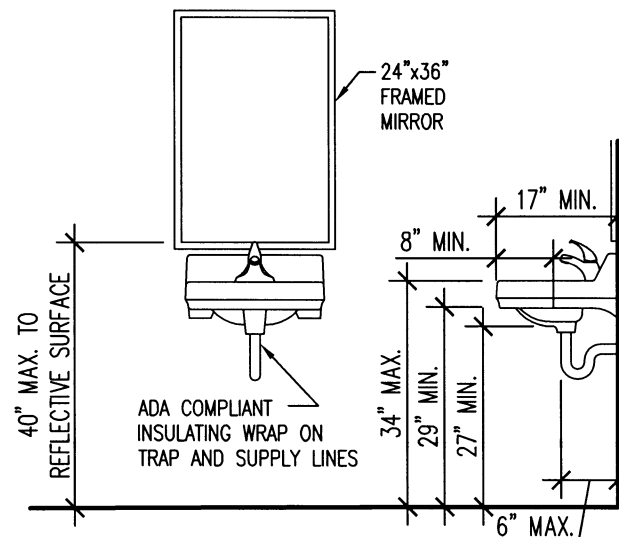
**5 ADA TOILET DETAILS**

A1.2 SCALE: NO SCALE



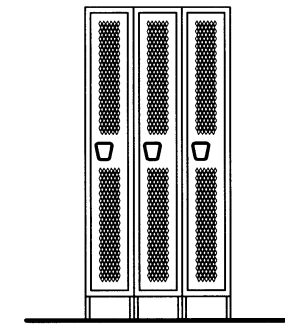
**6 FURRDOWN DETAIL**

A1.2 SCALE: NO SCALE



**8 LAVATORY DETAIL**

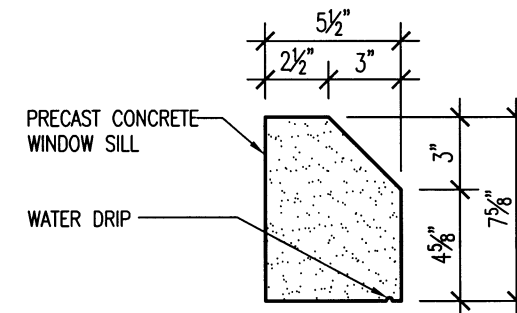
A1.2 SCALE: NO SCALE



18" DEEP VENTILATED WARDROBE LOCKER AS MANUFACTURED BY HALLOWELL MODEL NUMBER U3288-1HV-A-HG OR APPROVED EQUAL SEE PLANS FOR LOCATIONS AND LAYOUT

**7 LOCKER ELEVATION**

A1.2 SCALE: 1/4" = 1'-0"




**9 PRECAST SILL DETAIL**

A1.2 SCALE: 1/2" = 1'-0"



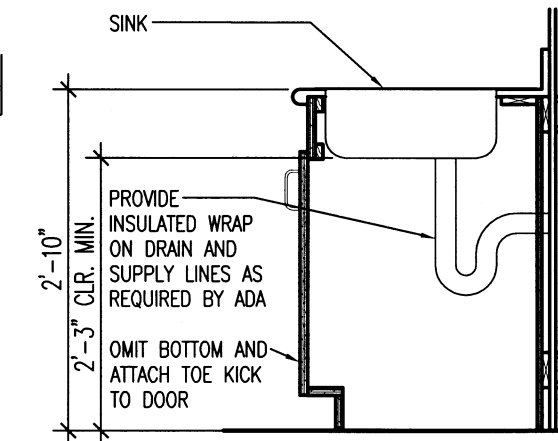
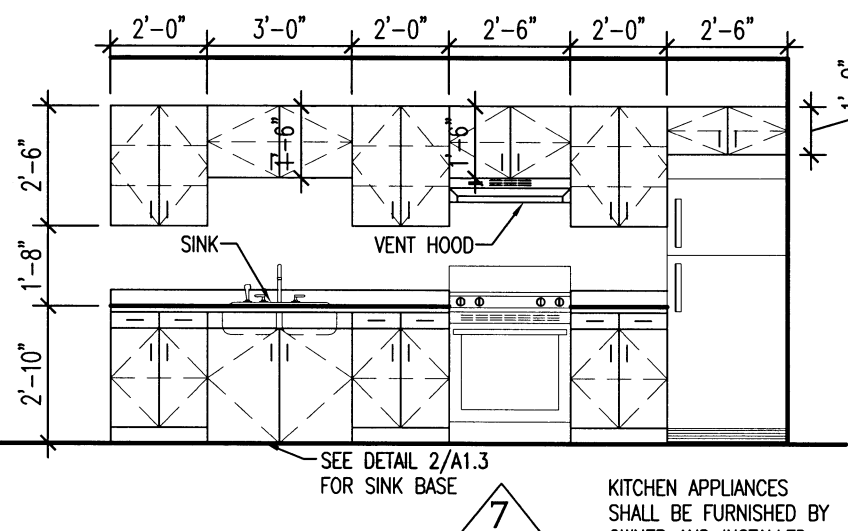
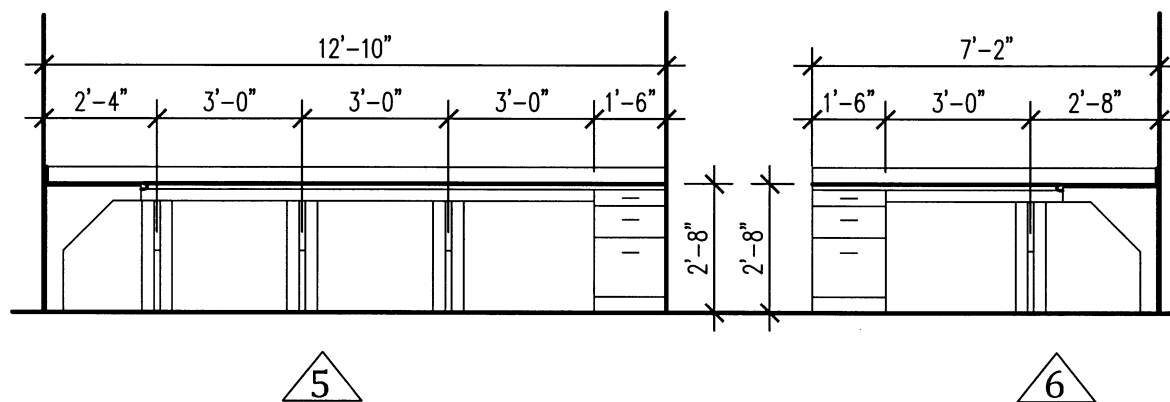
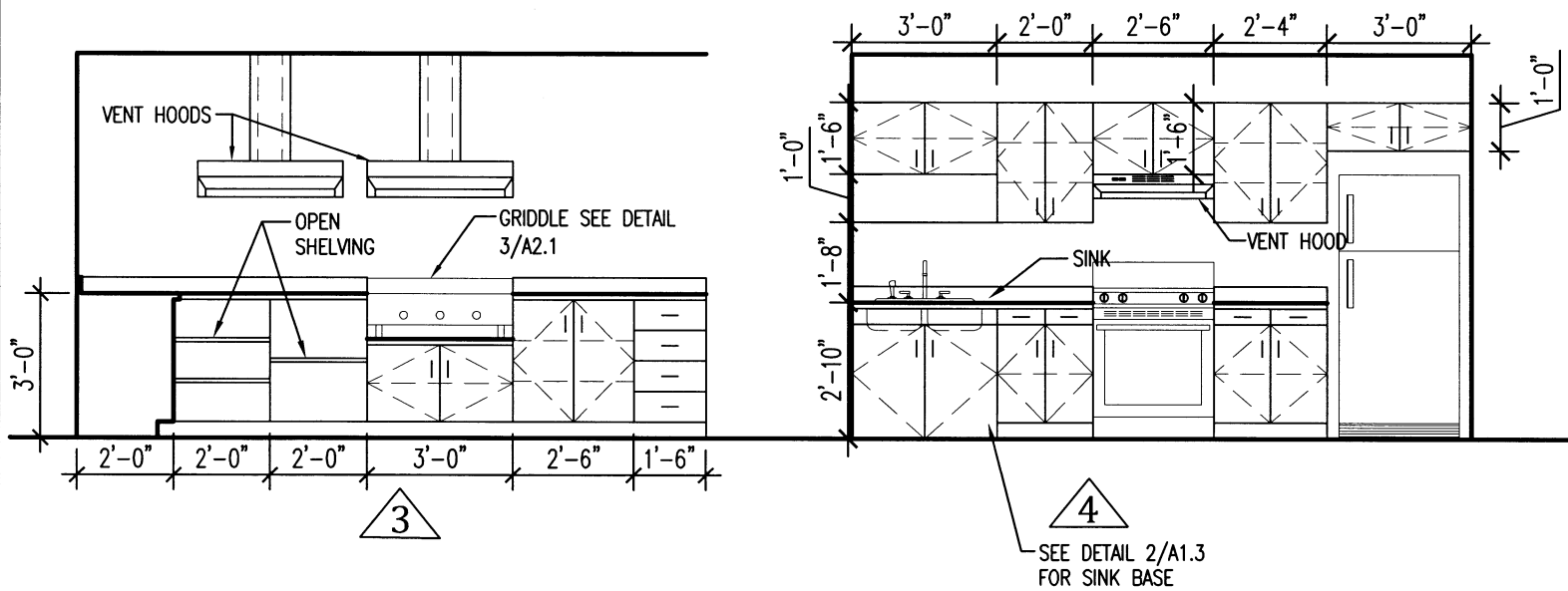
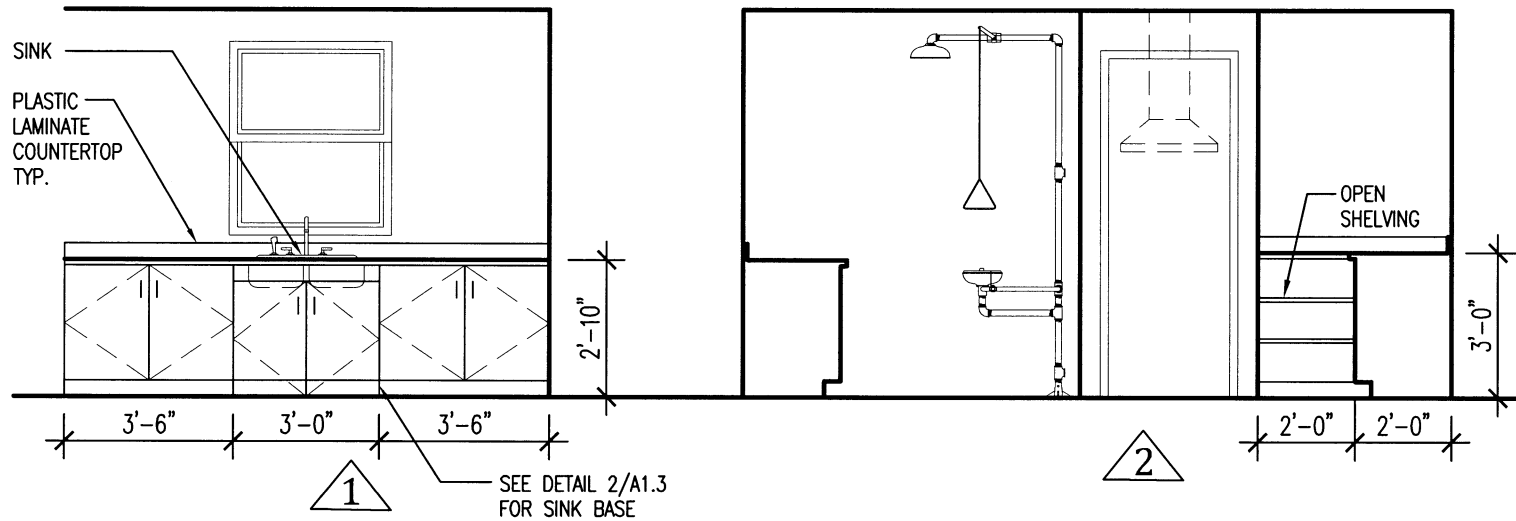
**UNION CO. AREA**  
**HEADQUARTERS/R.E.**  
**OFFICE 76 (EL DORADO) (S)**  
El Dorado, Arkansas  
Union County



DATE: APRIL 16, 2019  
JOB NO: 070480  
DRAWN BY: KB  
REVISIONS:

**A1.2**





**1** CABINET ELEVATIONS  
A1.3 SCALE: 1/4" = 1'-0"

### ROOM FINISH SCHEDULE

MATERIAL	ROOM FINISH MARK								COMMENTS	
	A	B	C	D	E	F	G	H		
FLOOR										
VINYL COMPOSITION TILE	●									
SEALED CONCRETE		●	●					●		
EPOXY COATING				●						
3/4" T&G PLYWOOD					●					
RUBBER STAIR TREADS AND RISERS						●				
BASE										
4" VINYL BASE	●			●						
1"x4", PAINT		●	●							
NONE					●	●	●			
WALLS										
GYP. BOARD, PAINT	●							●		
PLYWOOD, PAINT		●	●		●					
EPOXY COATING				●						
EXPOSED STRUCTURE, PAINT			●		●	●				
W/SCOT										
NONE	●	●	●	●	●	●	●			
CEILING										
2'x2' ACOUSTICAL TILE	●			●				●		
PLYWOOD, PAINT		●								
EXPOSED STRUCTURE, PAINT			●		●	●				

KITCHEN APPLIANCES SHALL BE FURNISHED BY OWNER AND INSTALLED BY CONTRACTOR

**2** SINK BASE DETAIL  
A1.3 SCALE: NO SCALE



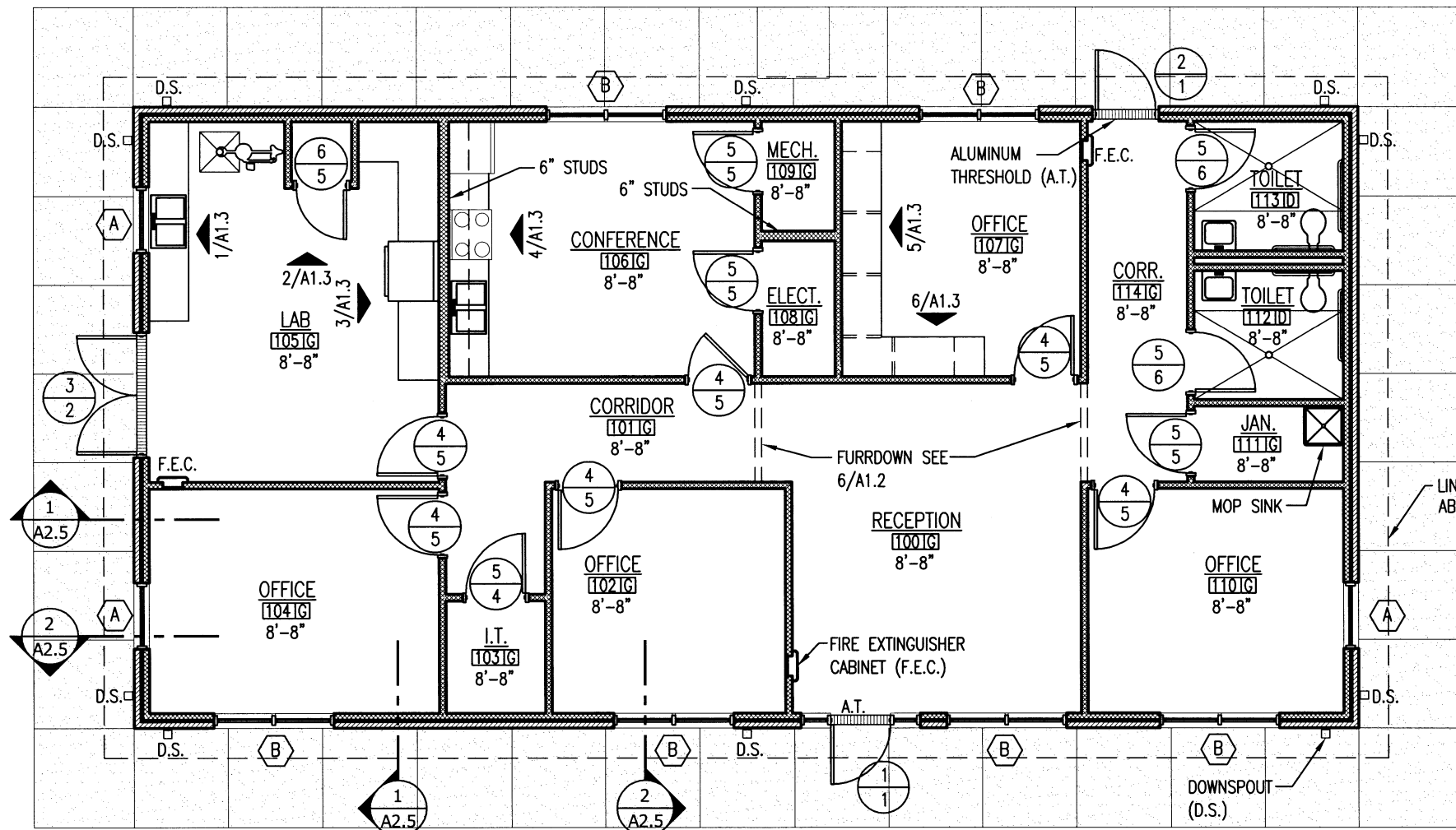
**UNION CO. AREA**  
**HEADQUARTERS/R.E.**  
**OFFICE 76 (EI DORADO) (S)**  
El Dorado, Arkansas  
Union County



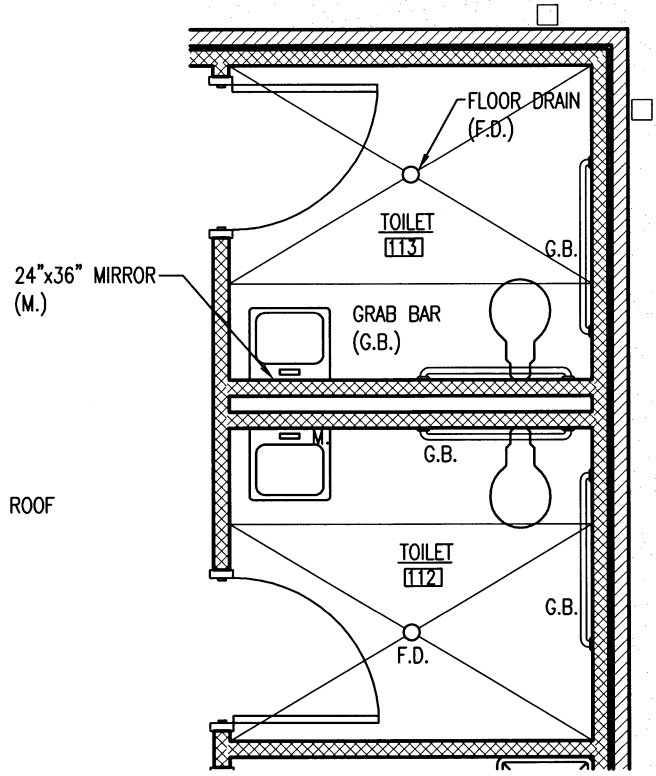
DATE: APRIL 16, 2019  
JOB NO: 070480  
DRAWN BY: KB  
REVISIONS:

**A1.3**

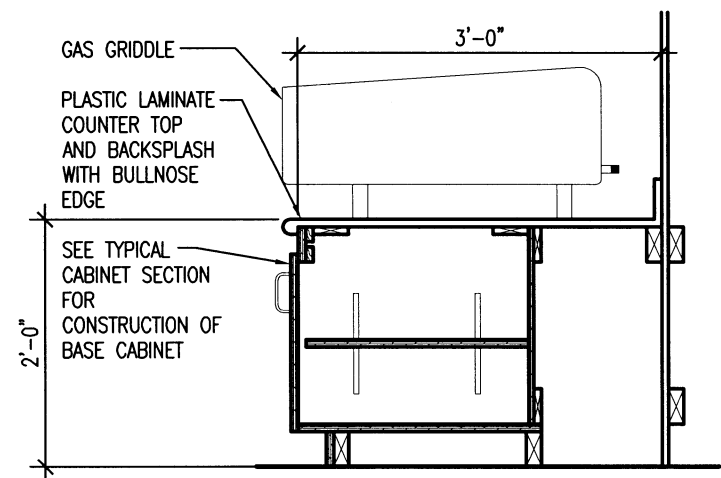
**UNION CO. AREA  
HEADQUARTERS/R.E.  
OFFICE 76 (EL DORADO) (S)**  
El Dorado, Arkansas  
Union County



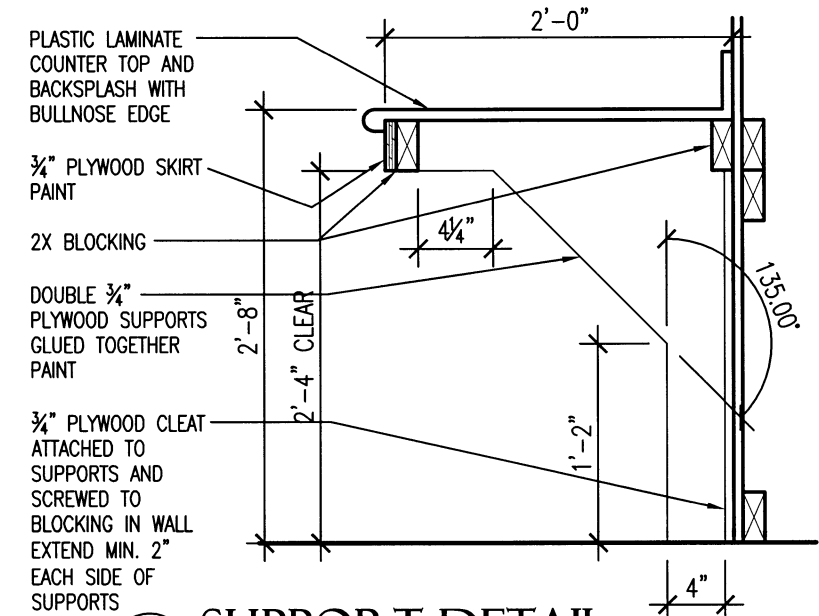
**1 R.E. OFFICE FLOOR PLAN**  
SCALE: 1/8" = 1'-0"




**2 ENLARGED TOILET PLAN**  
SCALE: 1/4" = 1'-0"



**3 CABINET AT GRIDDLE DETAIL**  
SCALE: NO SCALE

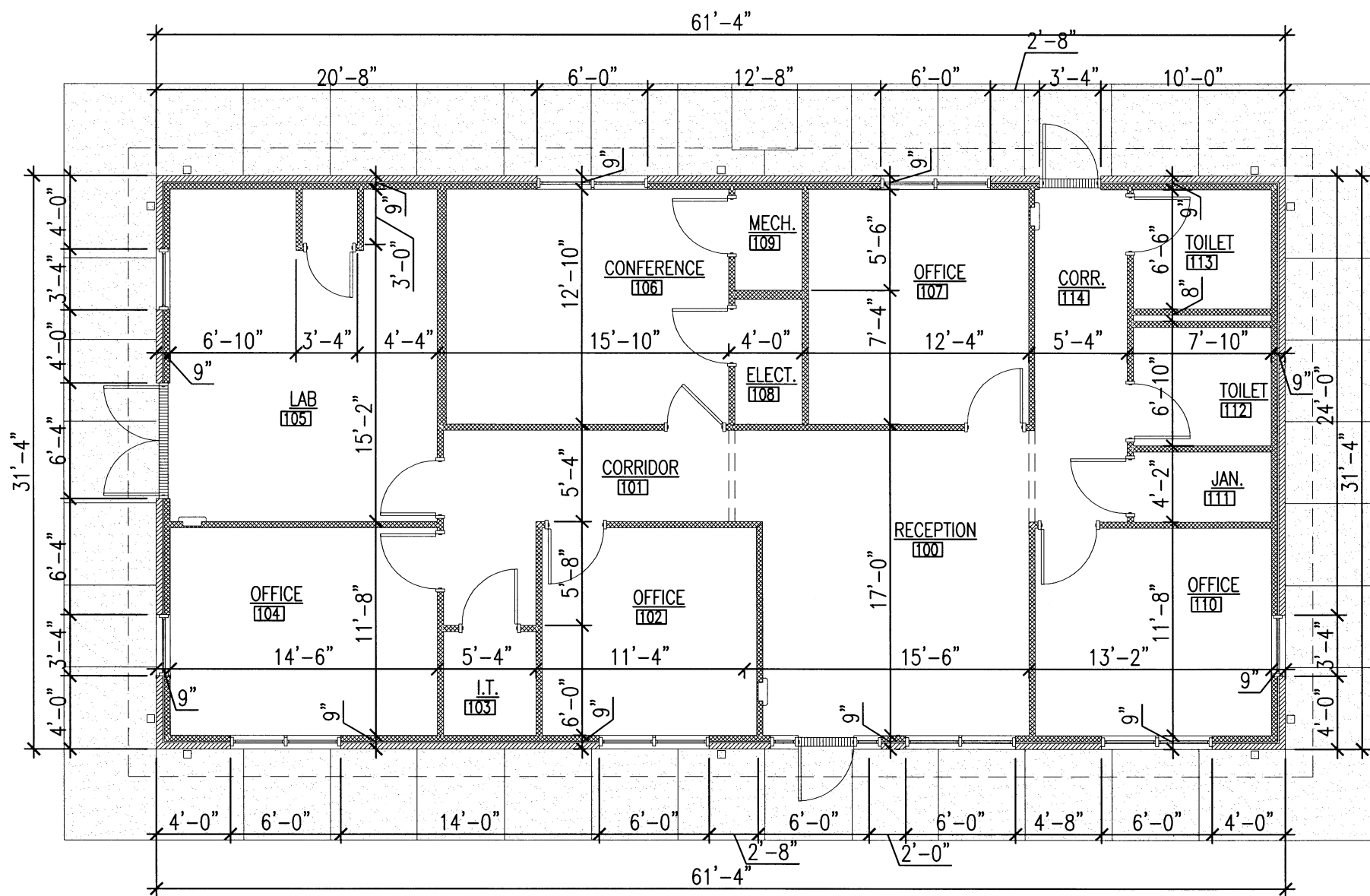


**4 SUPPORT DETAIL**  
SCALE: NO SCALE



DATE: APRIL 16, 2019  
**JOB NO: 070480**  
DRAWN BY: KB  
REVISIONS:


**A2.1**




 NORTH  
**1 R.E. OFFICE DIMENSION PLAN**  
 A2.2 SCALE: 1/8" = 1'-0"



**UNION CO. AREA**  
**HEADQUARTERS/R.E.**  
**OFFICE 76 (EL DORADO) (S)**  
 El Dorado, Arkansas  
 Union County

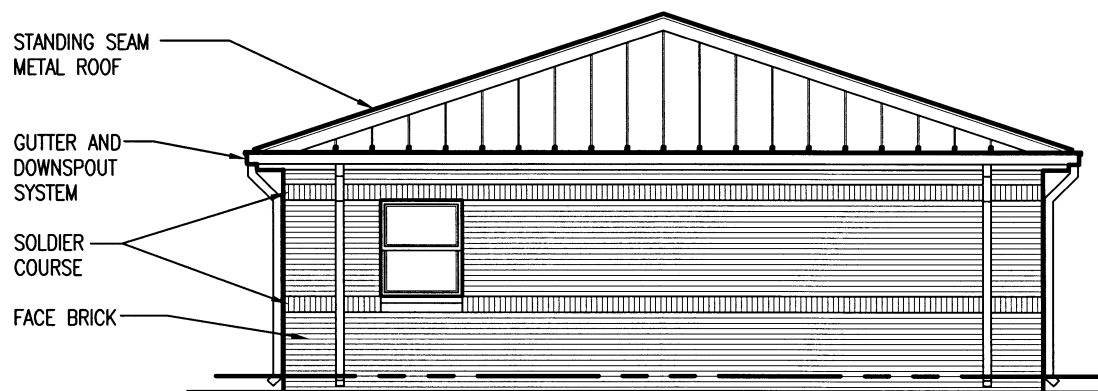


DATE: APRIL 16, 2019  
 JOB NO: 070480  
 DRAWN BY: KB  
 REVISIONS:

**A2.2**  
 11 OF 59




1 R.E. OFFICE EAST ELEVATION  
 A2.3 SCALE :  $\frac{3}{32}'' = 1'-0''$



2 R.E. OFFICE NORTH ELEVATION  
 A2.3 SCALE :  $\frac{3}{32}'' = 1'-0''$



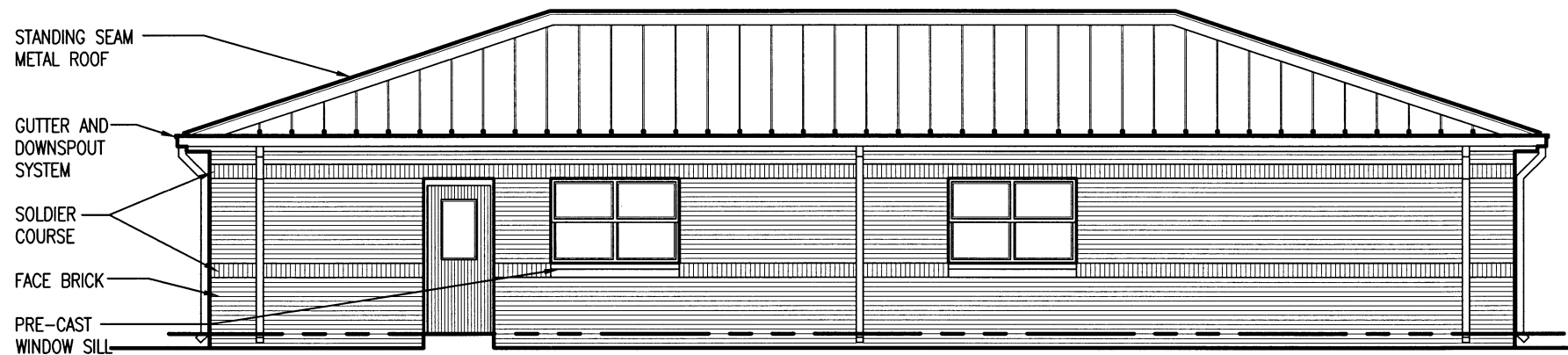
UNION CO. AREA  
 HEADQUARTERS/R.E.  
 OFFICE 76 (EL DORADO) (S)  
 El Dorado, Arkansas  
 Union County



DATE: APRIL 16, 2019  
 JOB NO: 070480  
 DRAWN BY: KB  
 REVISIONS:

A2.3






1 R.E. OFFICE WEST ELEVATION  
 A2.4 SCALE :  $\frac{3}{32}'' = 1'-0''$



2 R.E. OFFICE SOUTH ELEVATION  
 A2.4 SCALE :  $\frac{3}{32}'' = 1'-0''$

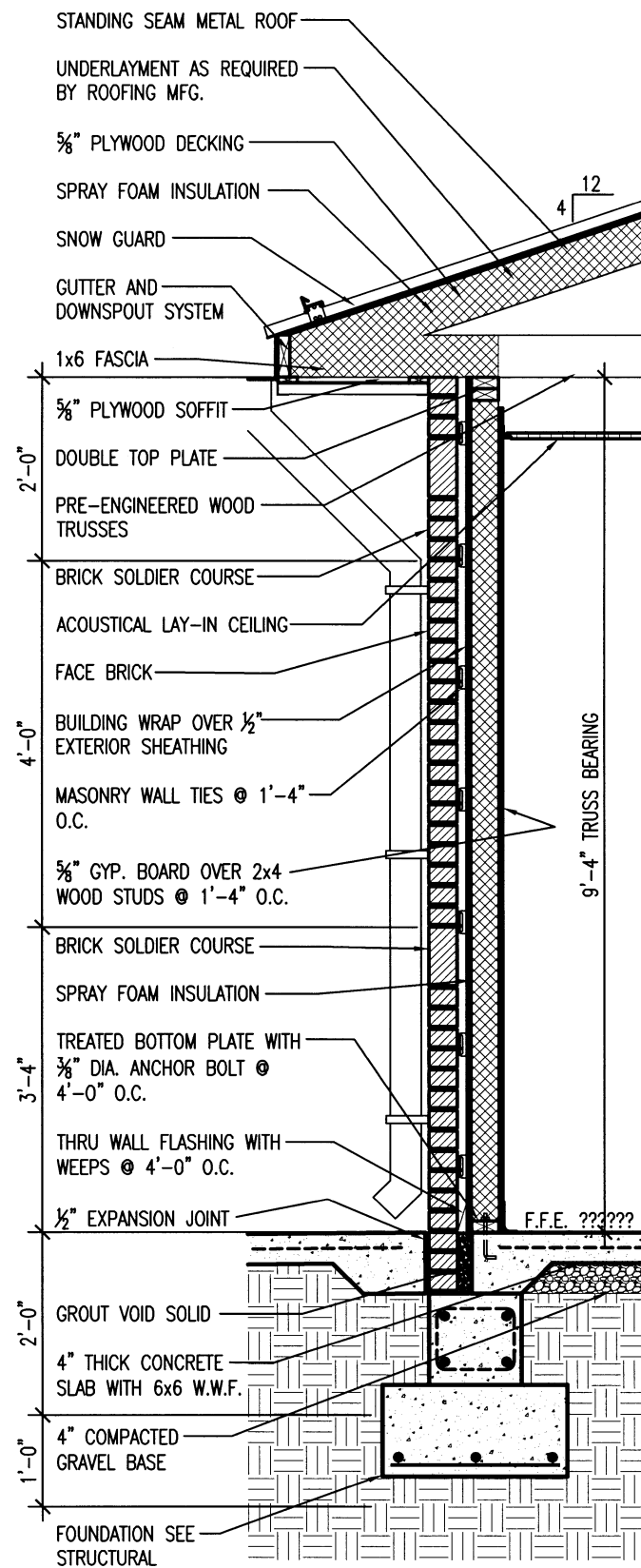


UNION CO. AREA  
 HEADQUARTERS/R.E.  
 OFFICE 76 (EL DORADO) (S)  
 El Dorado, Arkansas  
 Union County

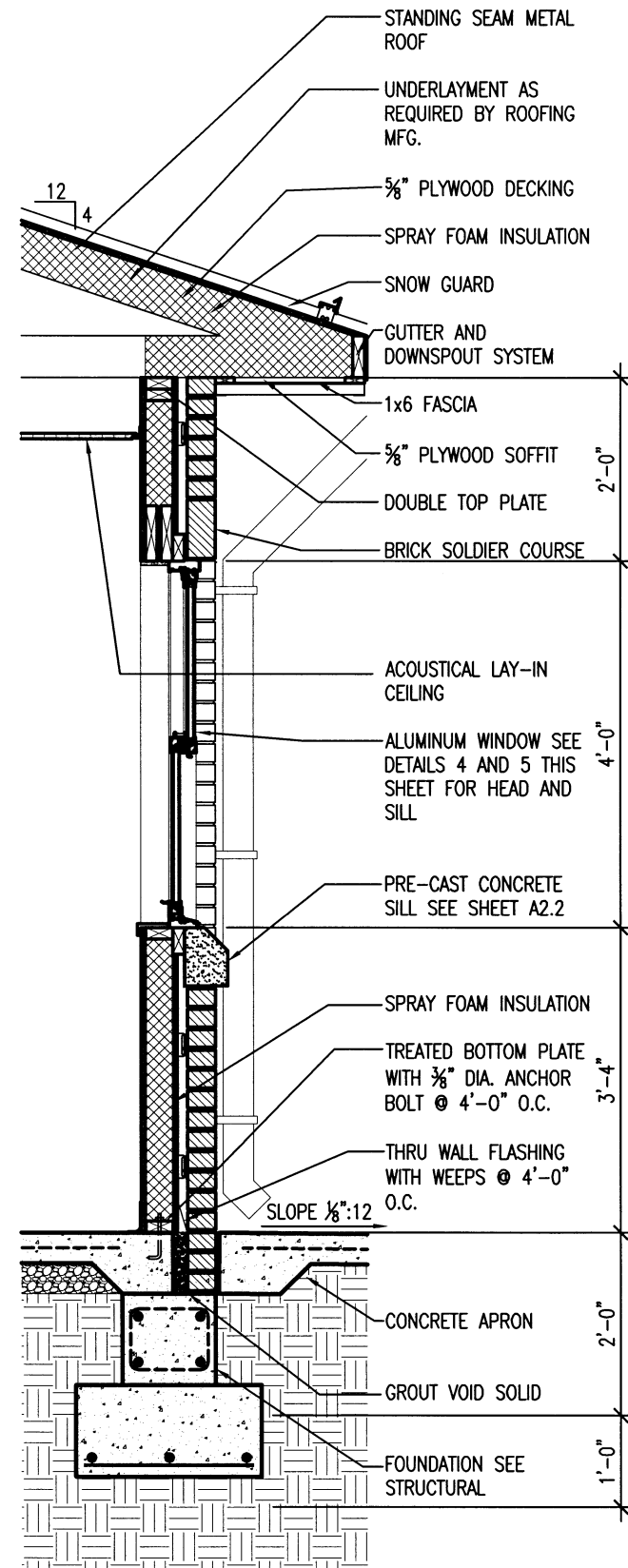


DATE: APRIL 16, 2019  
 JOB NO: 070480  
 DRAWN BY: KB  
 REVISIONS:

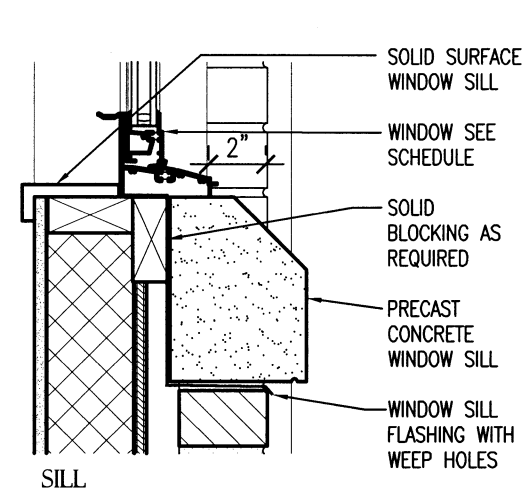
A2.4  
 13 OF 59



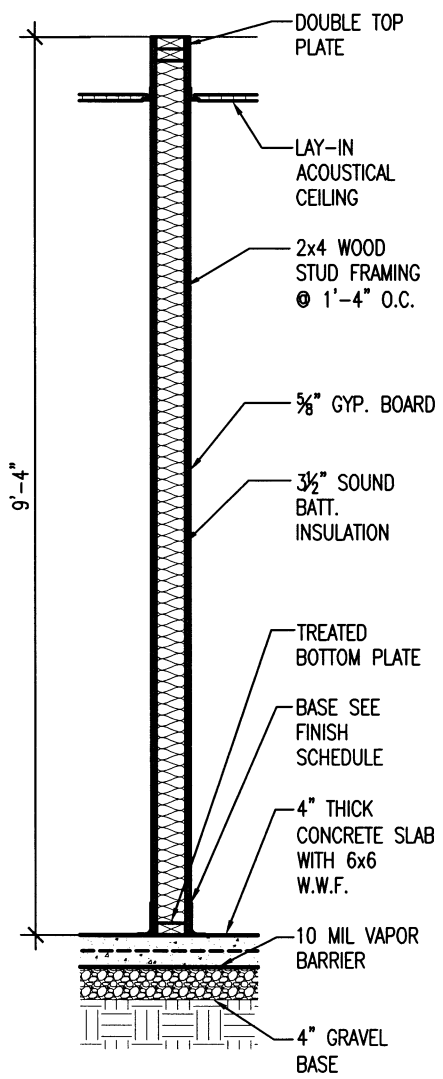
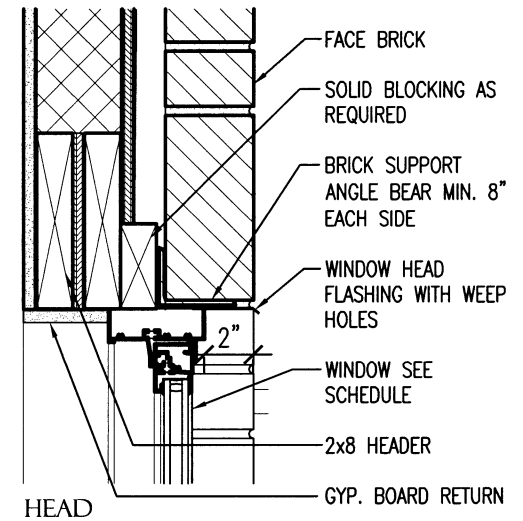
1 WALL SECTION  
A2.5 SCALE: 1/2" = 1'-0"



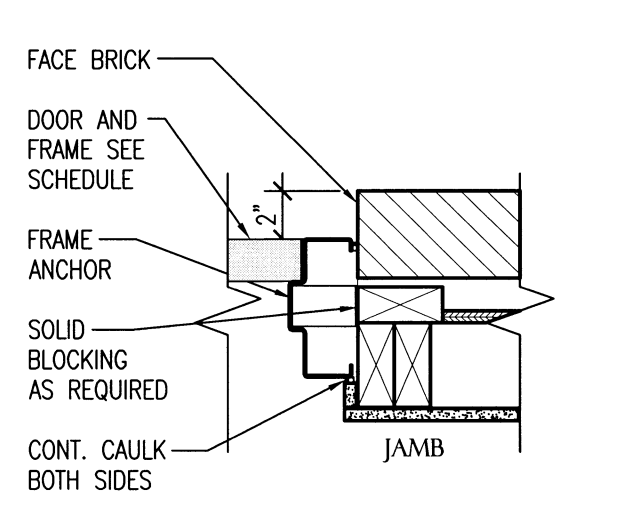
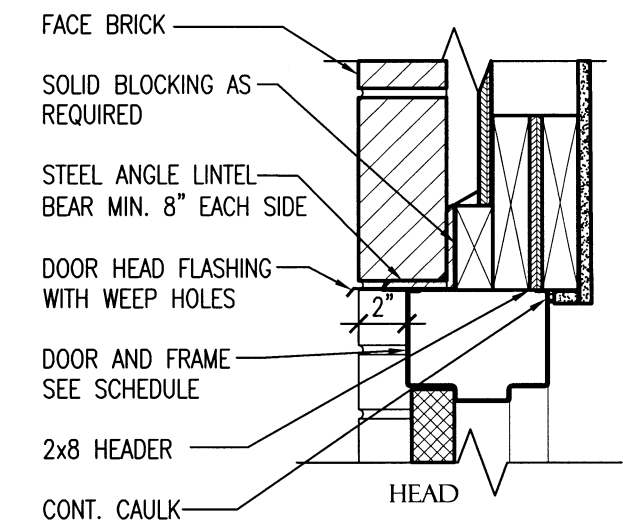
2 WALL SECTION  
A2.5 SCALE: 1/2" = 1'-0"



4 WINDOW DETAILS  
A2.5 SCALE: 1/2" = 1'-0"




3 TYPICAL INTERIOR WALL SECTION  
A2.5 SCALE: 1/2" = 1'-0"



5 EXTERIOR DOOR DETAILS  
A2.5 SCALE: 1/2" = 1'-0"



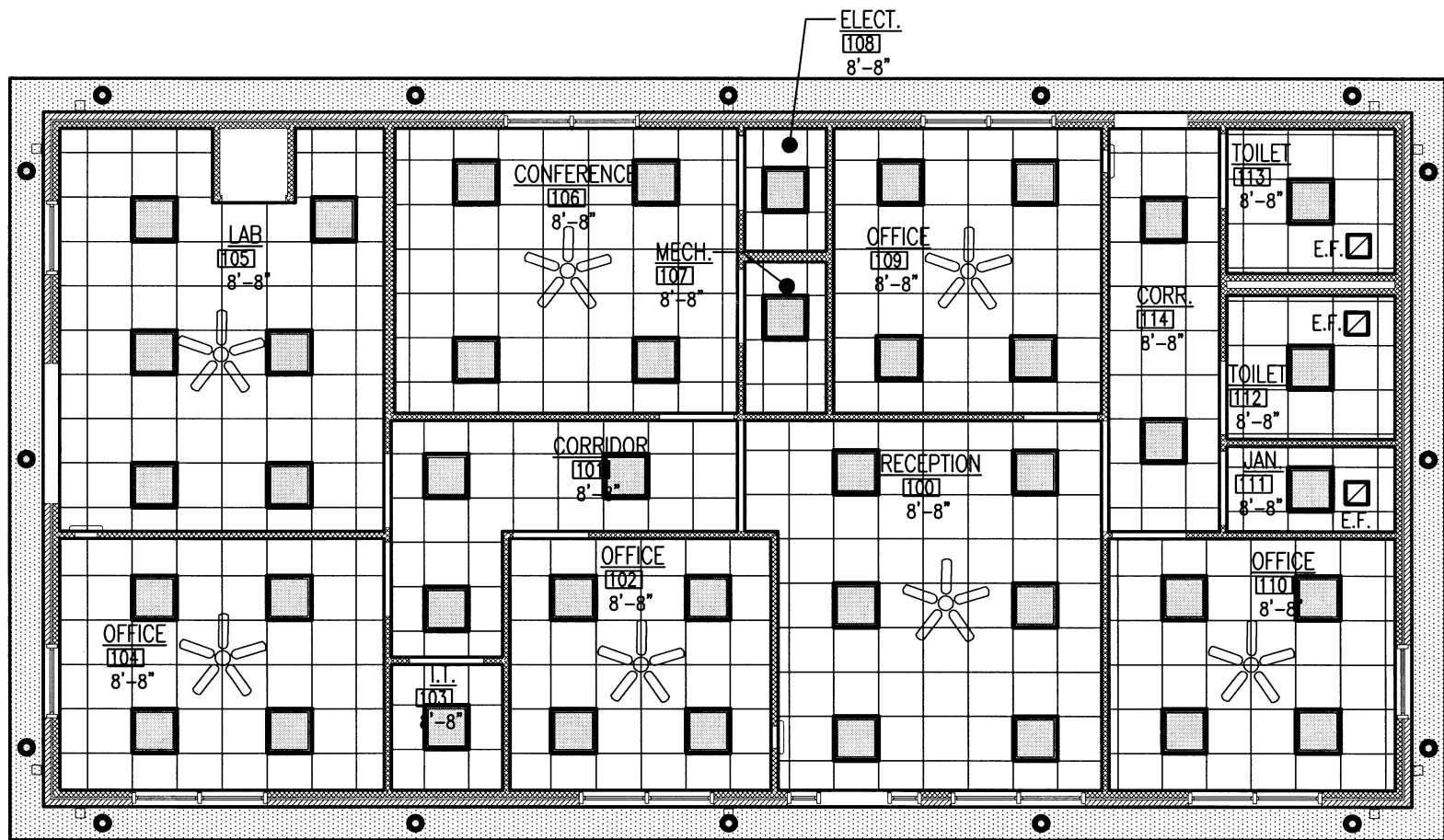
UNION CO. AREA  
HEADQUARTERS/R.E.  
OFFICE 76 (EL DORADO) (S)  
El Dorado, Arkansas  
Union County



DATE: APRIL 16, 2019  
JOB NO: 070480  
DRAWN BY: KB  
REVISIONS:

A2.5  
14 OF 59


**UNION CO. AREA  
 HEADQUARTERS/R.E.  
 OFFICE 76 (EL DORADO) (S)**  
 El Dorado, Arkansas  
 Union County



**1** R.E. OFFICE REFLECTED CEILING PLAN  
 A2.6 SCALE: 1/8" = 1'-0"


**CEILING LEGEND**

- 2'x4' LIGHT FIXTURE
- 2'x2' LIGHT FIXTURE
- RECESSED LIGHT FIXTURE
- CEILING FAN
- SUPPLY GRILLE
- RETURN GRILLE
- EXHAUST FAN
- PLYWOOD CEILING/SOFFIT
- FLAT PANEL METAL SOFFIT



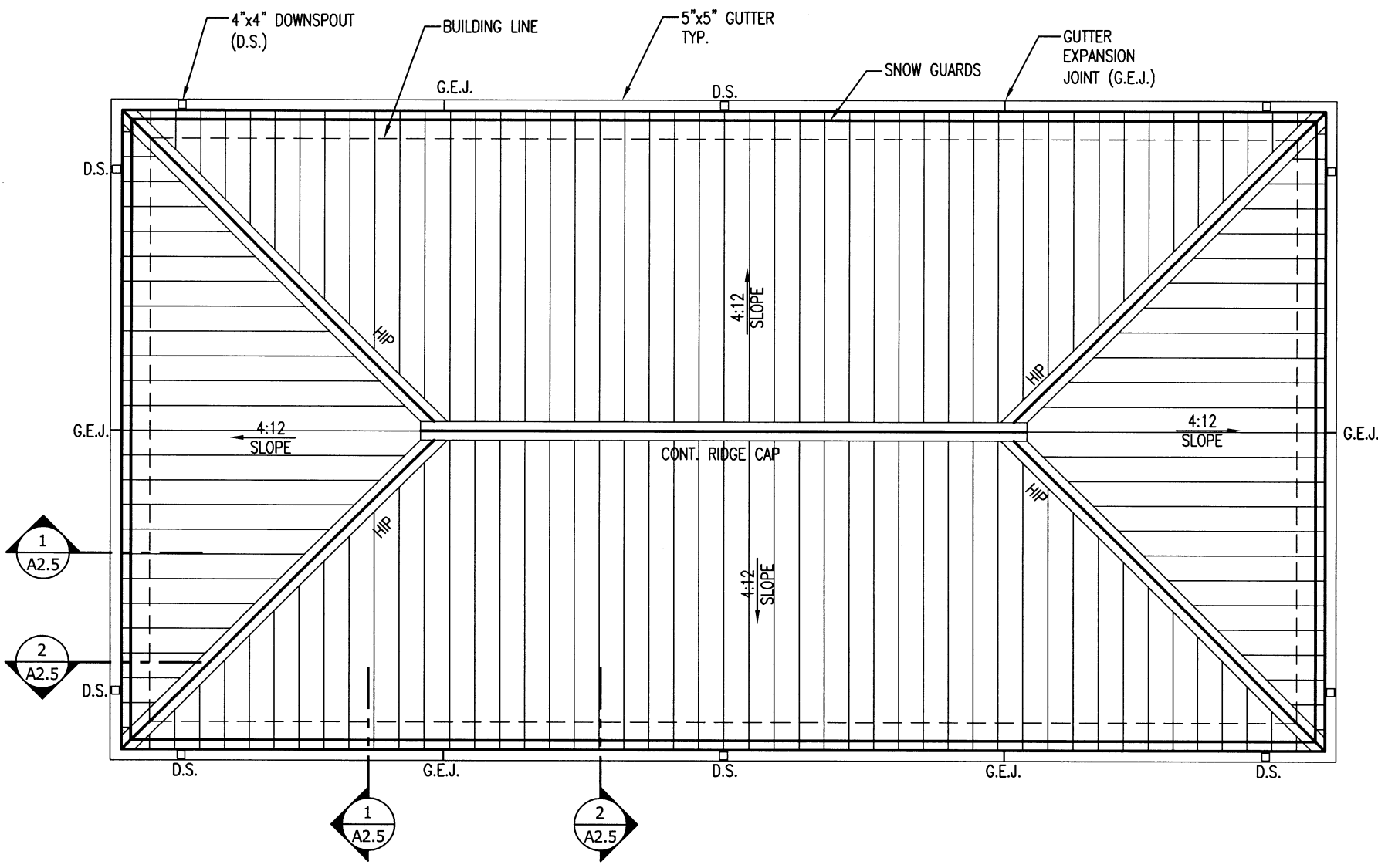
DATE: APRIL 16, 2019  
**JOB NO: 070480**  
 DRAWN BY: KB  
 REVISIONS:

**UNION CO. AREA**  
**HEADQUARTERS/R.E.**  
**OFFICE 76 (EL DORADO) (S)**  
 El Dorado, Arkansas  
 Union County

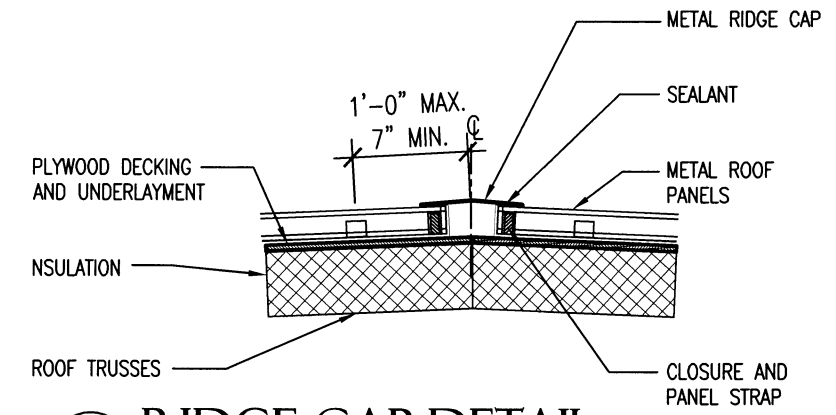


DATE: APRIL 16, 2019  
**JOB NO: 070480**  
 DRAWN BY: KB  
 REVISIONS:

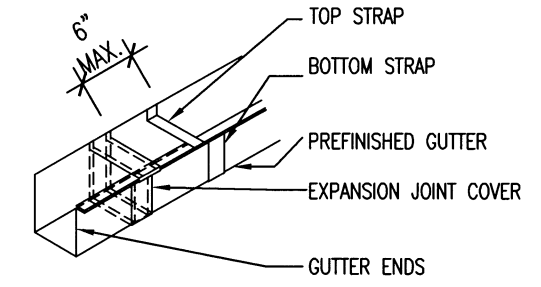
**A2.7**  
 16 OF 59



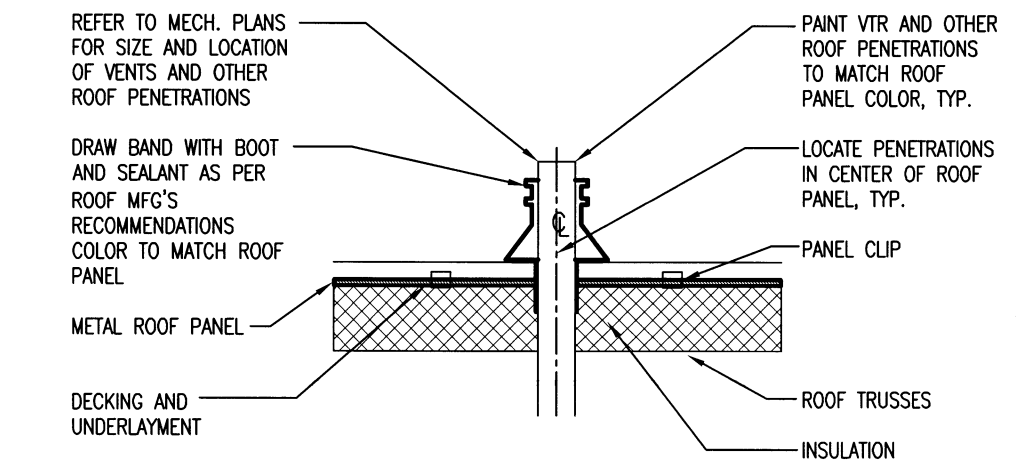
**1 R.E. OFFICE ROOF PLAN**  
 SCALE:  $1/8" = 1'-0"$



**2 RIDGE CAP DETAIL**  
 SCALE: NO SCALE




**3 GUTTER EXPANSION JOINT DETAIL**  
 SCALE: NO SCALE



**4 VENT THROUGH ROOF (VTR) DETAIL**  
 SCALE: NO SCALE

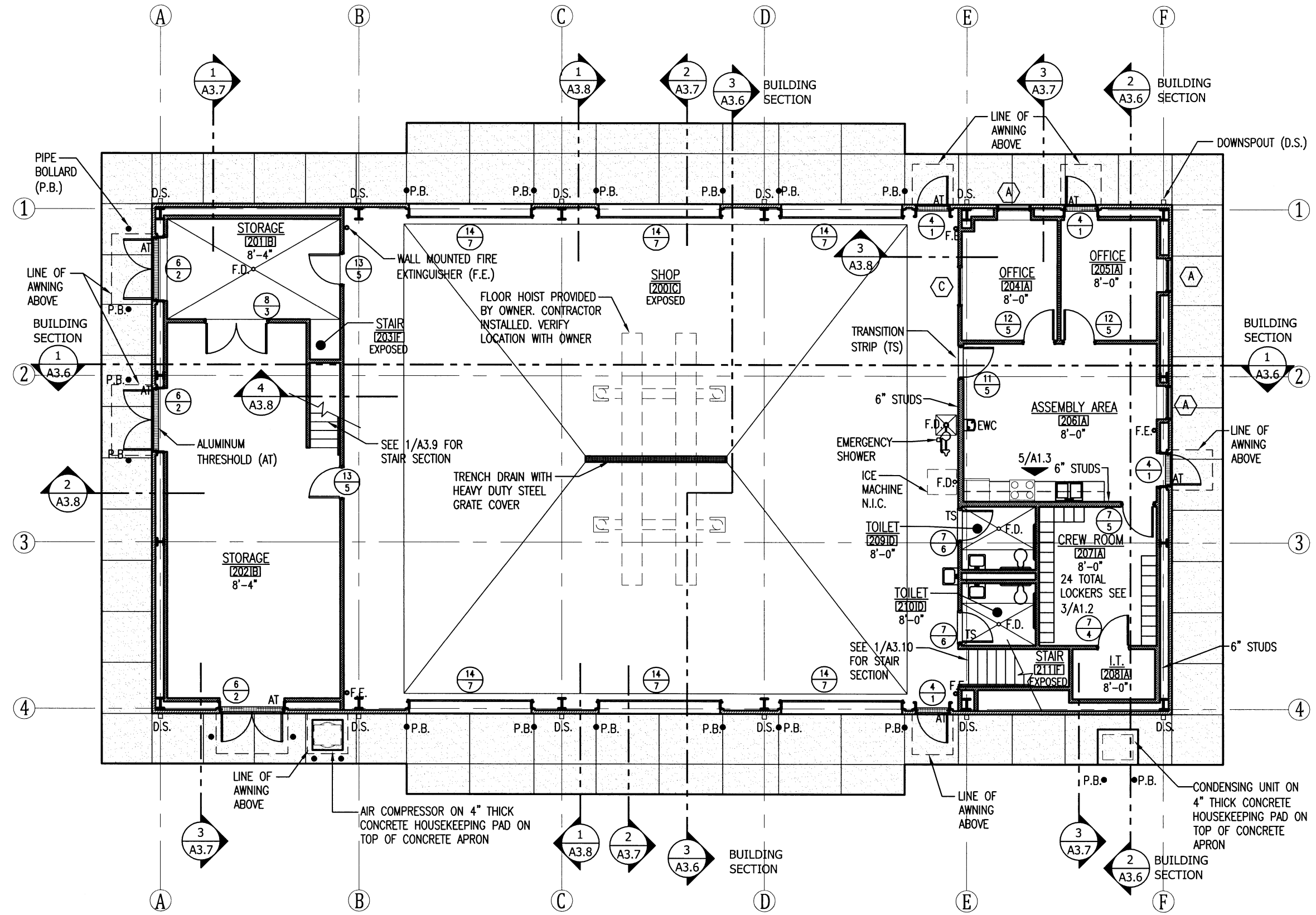


**UNION CO. AREA  
 HEADQUARTERS/R.E.  
 OFFICE 76 (EL DORADO) (S)**  
 El Dorado, Arkansas  
 Union County




DATE: APRIL 16, 2019  
 JOB NO: 070480  
 DRAWN BY: KB  
 REVISIONS:

**A3.1**  
 17 OF 59

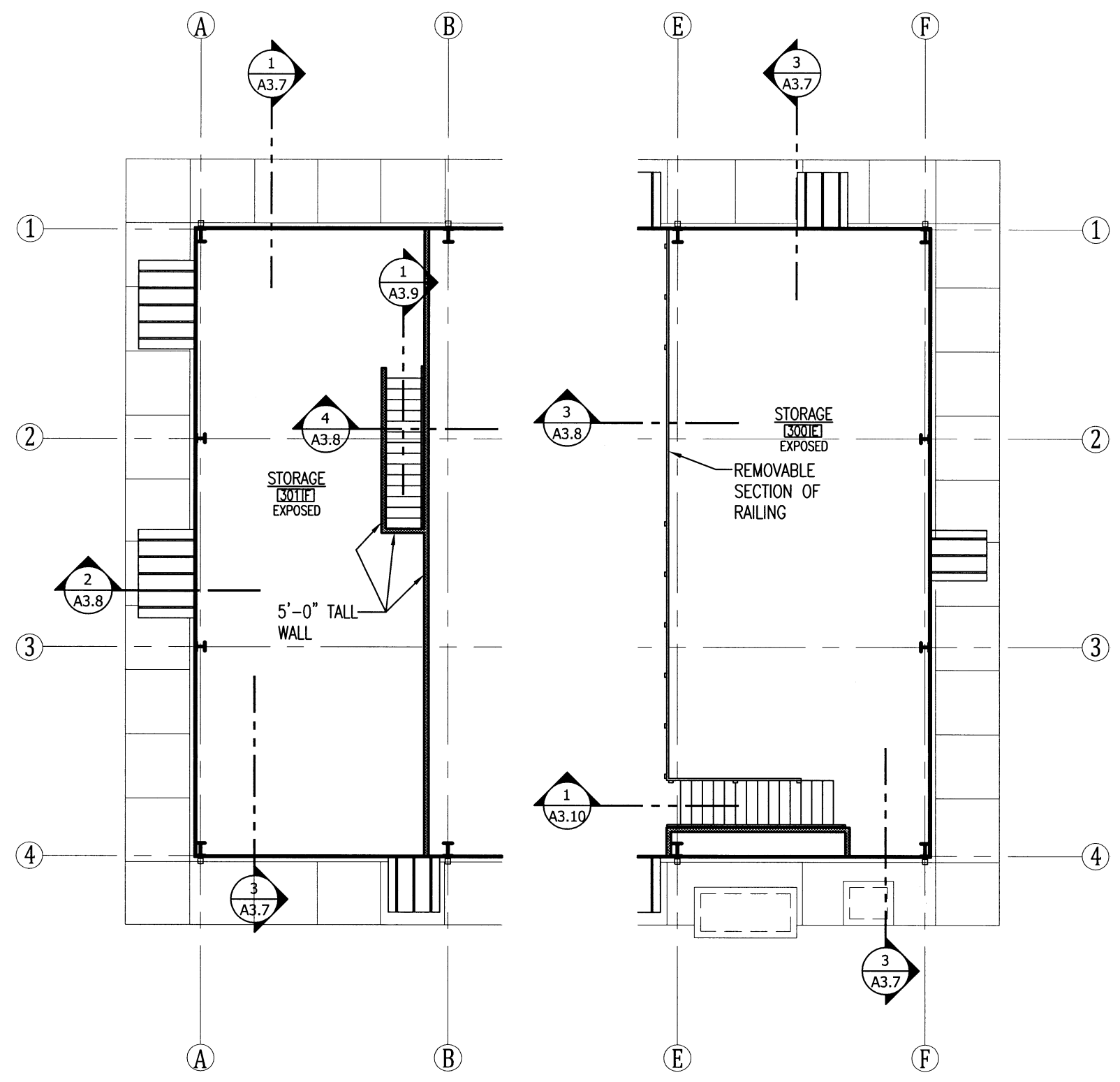


**AREA HEADQUARTERS FLOOR PLAN**  
 SCALE: 3/32" = 1'-0"

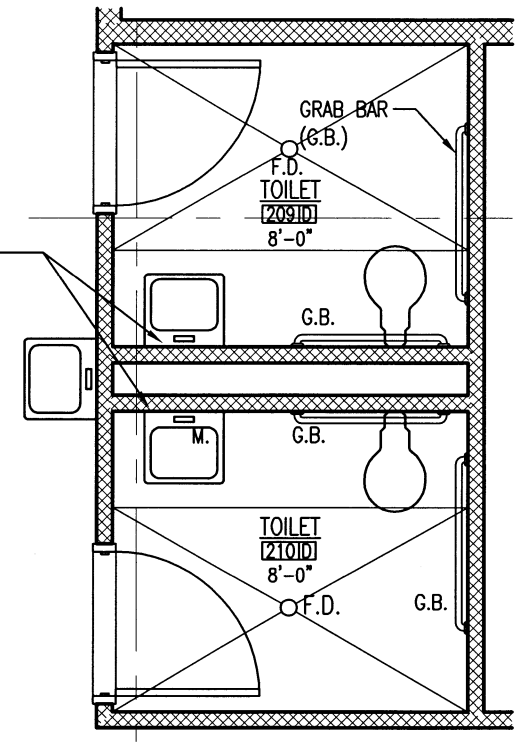
**UNION CO. AREA  
 HEADQUARTERS/R.E.  
 OFFICE 76 (EL DORADO) (S)**  
 El Dorado, Arkansas  
 Union County



DATE: APRIL 16, 2019  
 JOB NO: 070480  
 DRAWN BY: KB  
 REVISIONS:




PROVIDE ADA COMPLIANT  
 INSULATION WRAP ON  
 EXPOSED PIPING



①  
 A3.2 ENLARGED TOILET PLANS  
 SCALE: 3/32" = 1'-0"

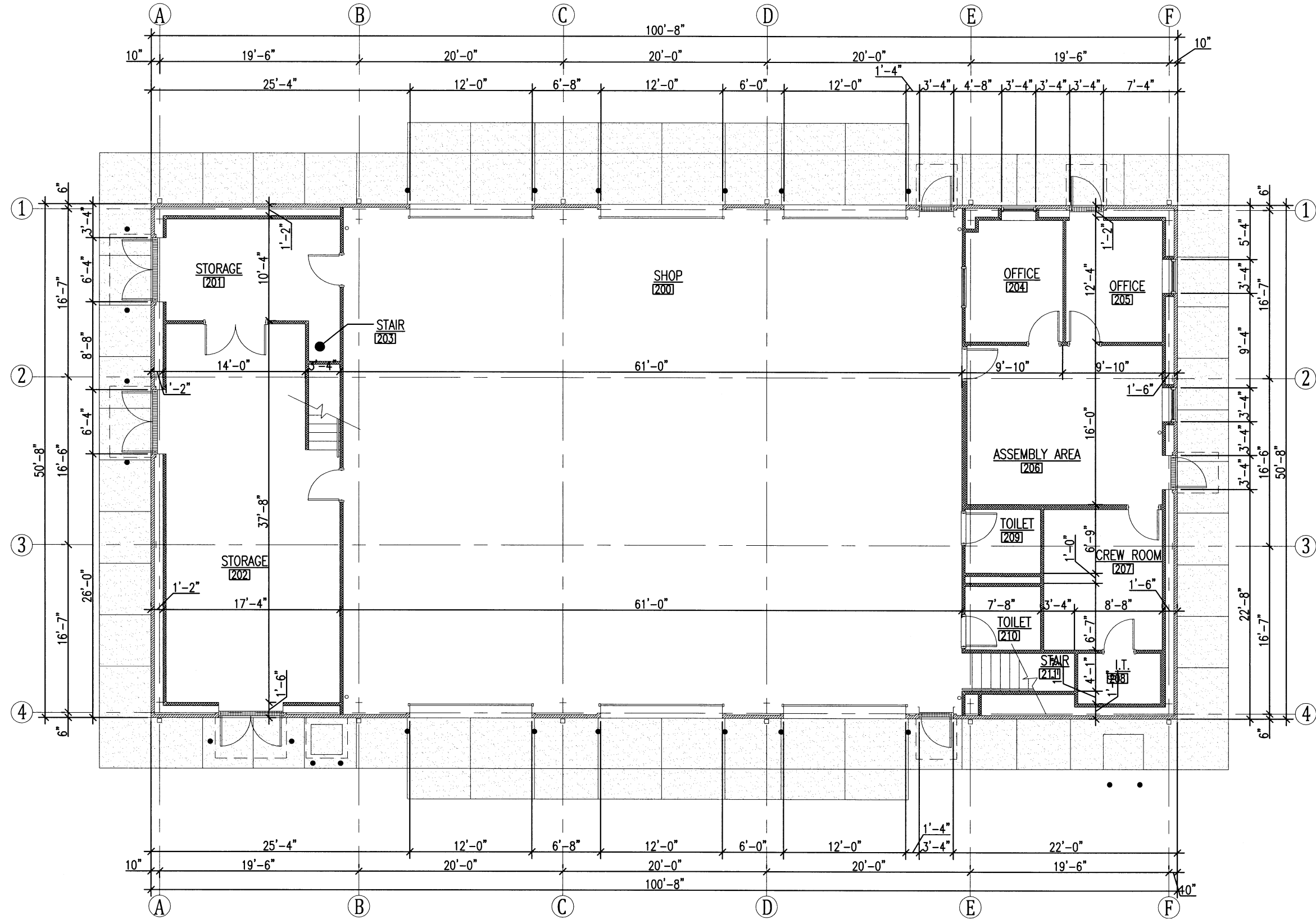
NORTH  
 ①  
 A3.2 AREA HEADQUARTERS UPPER LEVEL FLOOR PLANS  
 SCALE: 3/32" = 1'-0"

**UNION CO. AREA  
 HEADQUARTERS/R.E.  
 OFFICE 76 (EL DORADO) (S)**  
 El Dorado, Arkansas  
 Union County



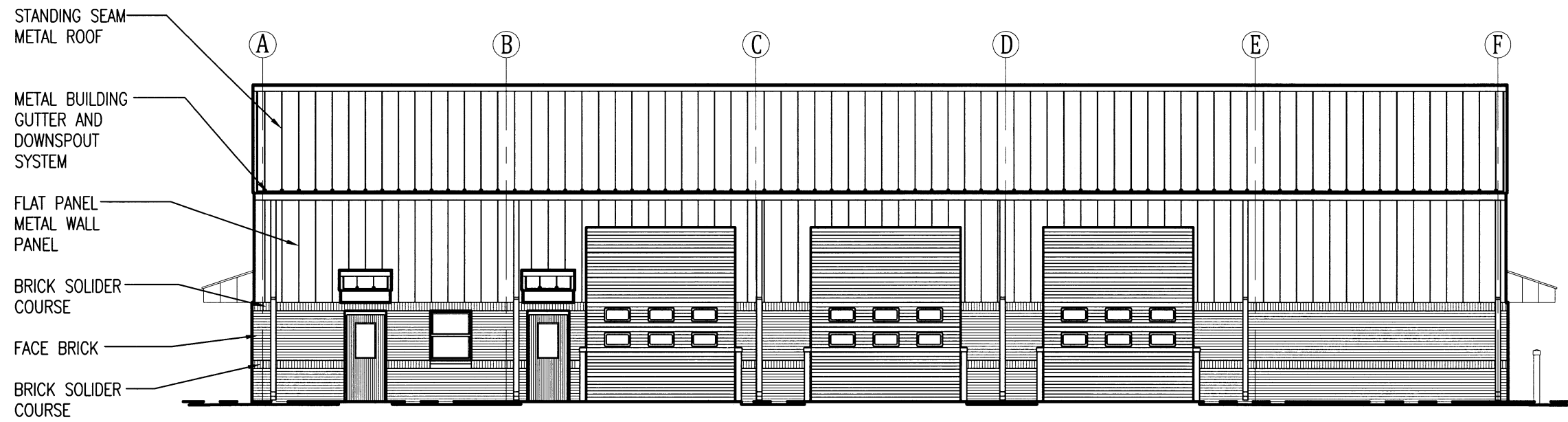
DATE: APRIL 16, 2019  
 JOB NO: 070480  
 DRAWN BY: KB  
 REVISIONS:

**A3.3**  
 19 OF 59

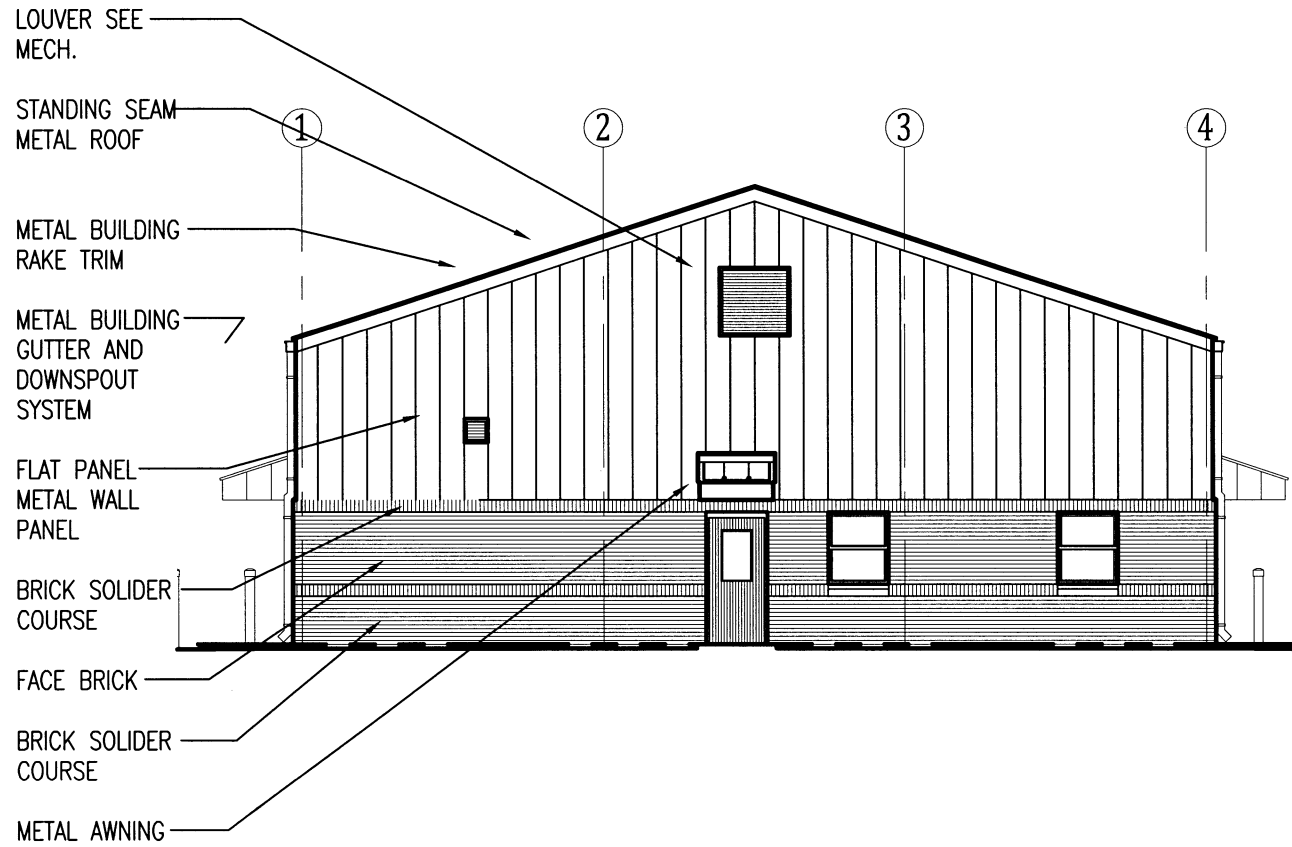


**1**  
 A3.3 **AREA HEADQUARTERS DIMENSION PLAN**  
 SCALE: 3/32" = 1'-0"


**UNION CO. AREA  
 HEADQUARTERS/R.E.  
 OFFICE 76 (EL DORADO) (S)**  
 El Dorado, Arkansas  
 Union County



**1**  
 A3.4 **AREA HEADQUARTERS NORTH ELEVATION**  
 SCALE:  $\frac{3}{32}'' = 1'-0''$



**1**  
 A3.4 **AREA HEADQUARTERS EAST ELEVATION**  
 SCALE:  $\frac{3}{32}'' = 1'-0''$




DATE: APRIL 16, 2019  
 JOB NO: 070480  
 DRAWN BY: KB  
 REVISIONS:

**A3.4**

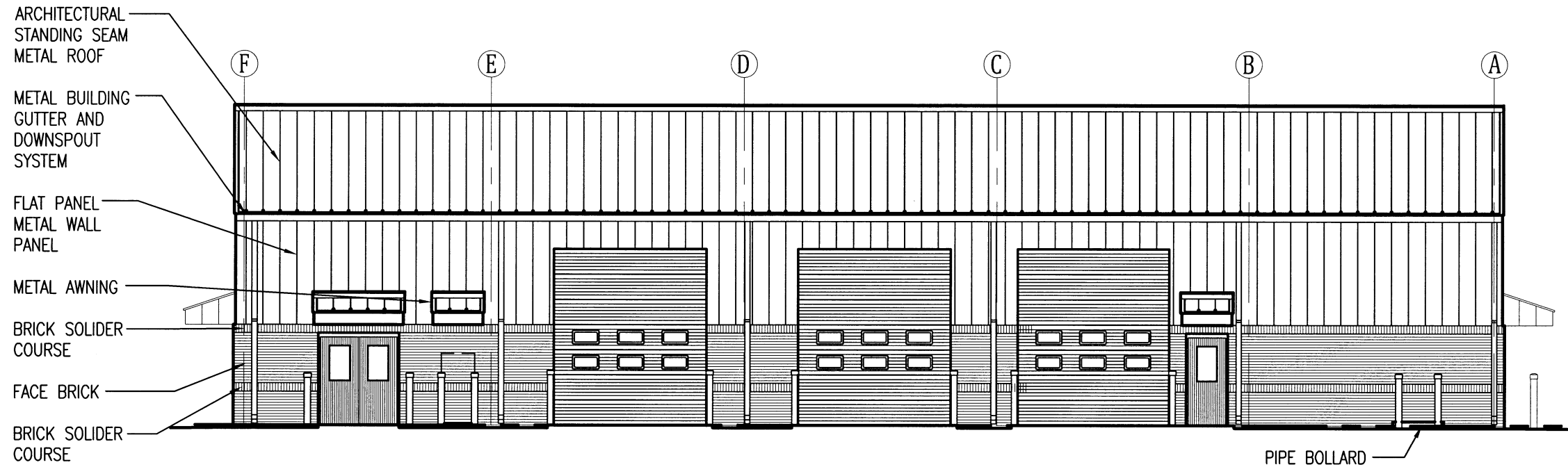


**UNION CO. AREA  
 HEADQUARTERS/R.E.  
 OFFICE 76 (EL DORADO) (S)**  
 El Dorado, Arkansas  
 Union County

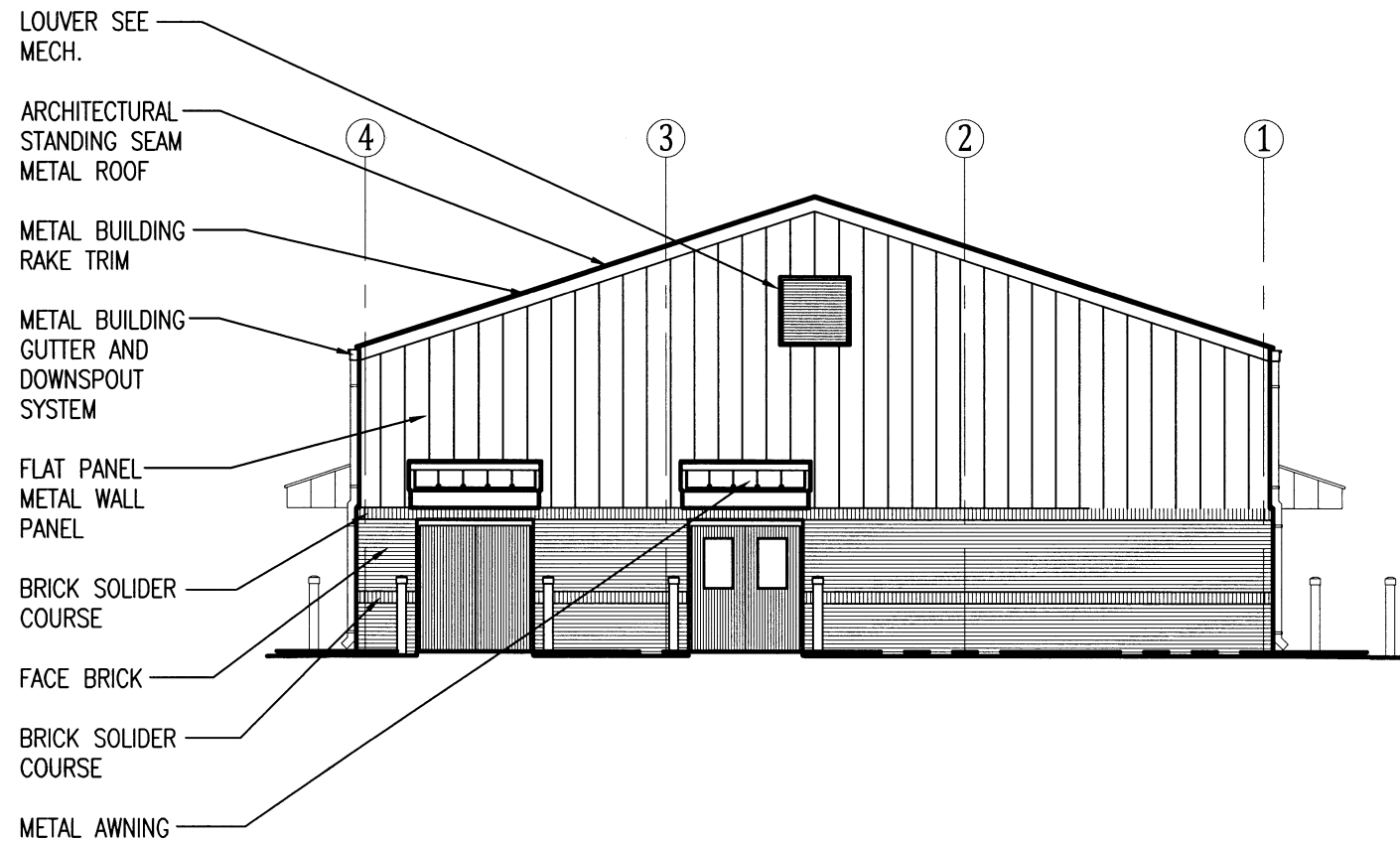


DATE: APRIL 16, 2019  
 JOB NO: 070480  
 DRAWN BY: KB  
 REVISIONS:

**A3.5**



**1** AREA HEADQUARTERS SOUTH ELEVATION  
 A3.5 SCALE:  $\frac{3}{32}'' = 1'-0''$



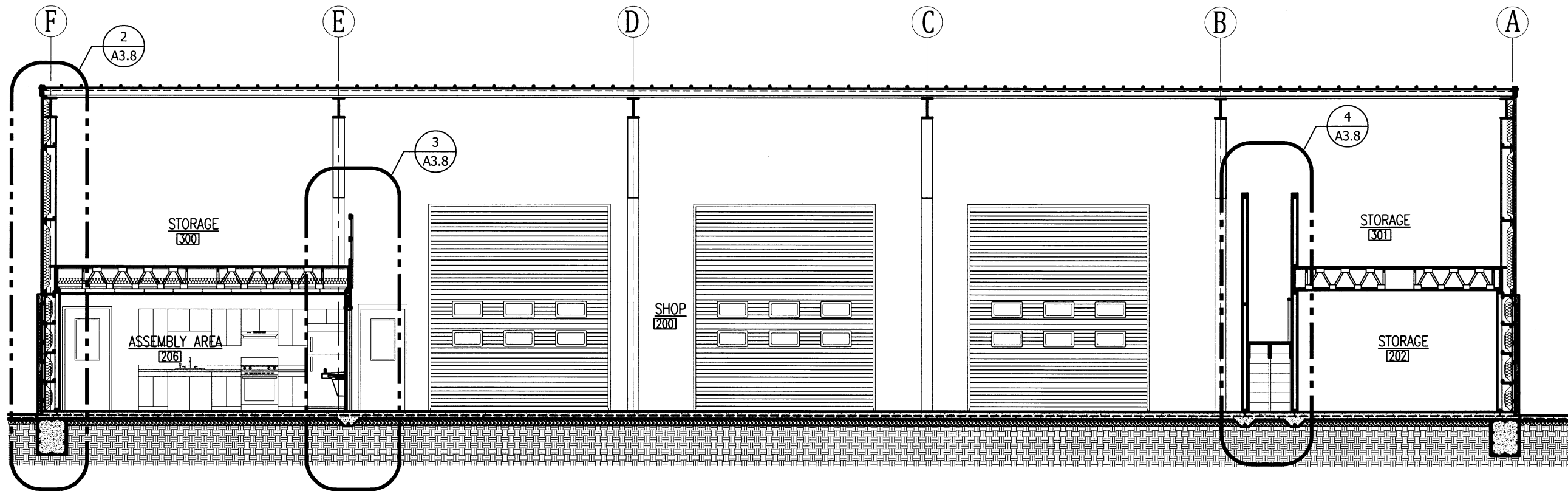
**1** AREA HEADQUARTERS WEST ELEVATION  
 A3.5 SCALE:  $\frac{3}{32}'' = 1'-0''$

**UNION CO. AREA  
 HEADQUARTERS/R.E.  
 OFFICE 76 (EL DORADO) (S)**  
 El Dorado, Arkansas  
 Union County

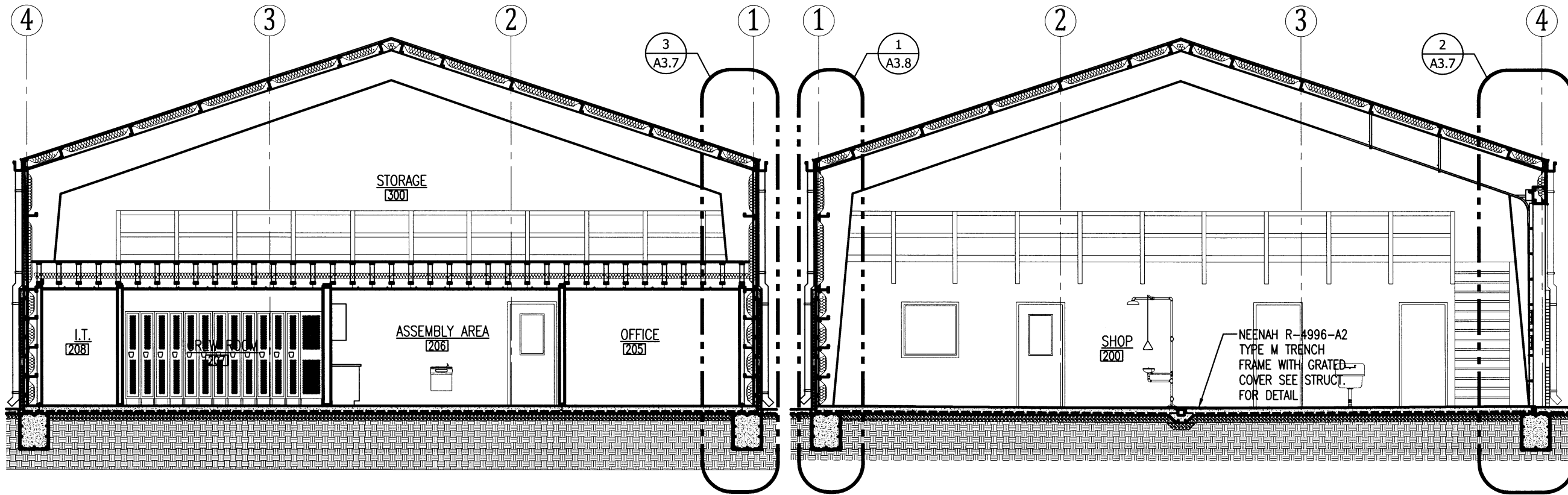


DATE: APRIL 16, 2019  
 JOB NO: 070480  
 DRAWN BY: KB  
 REVISIONS:

**A3.6**  
 22 OF 59



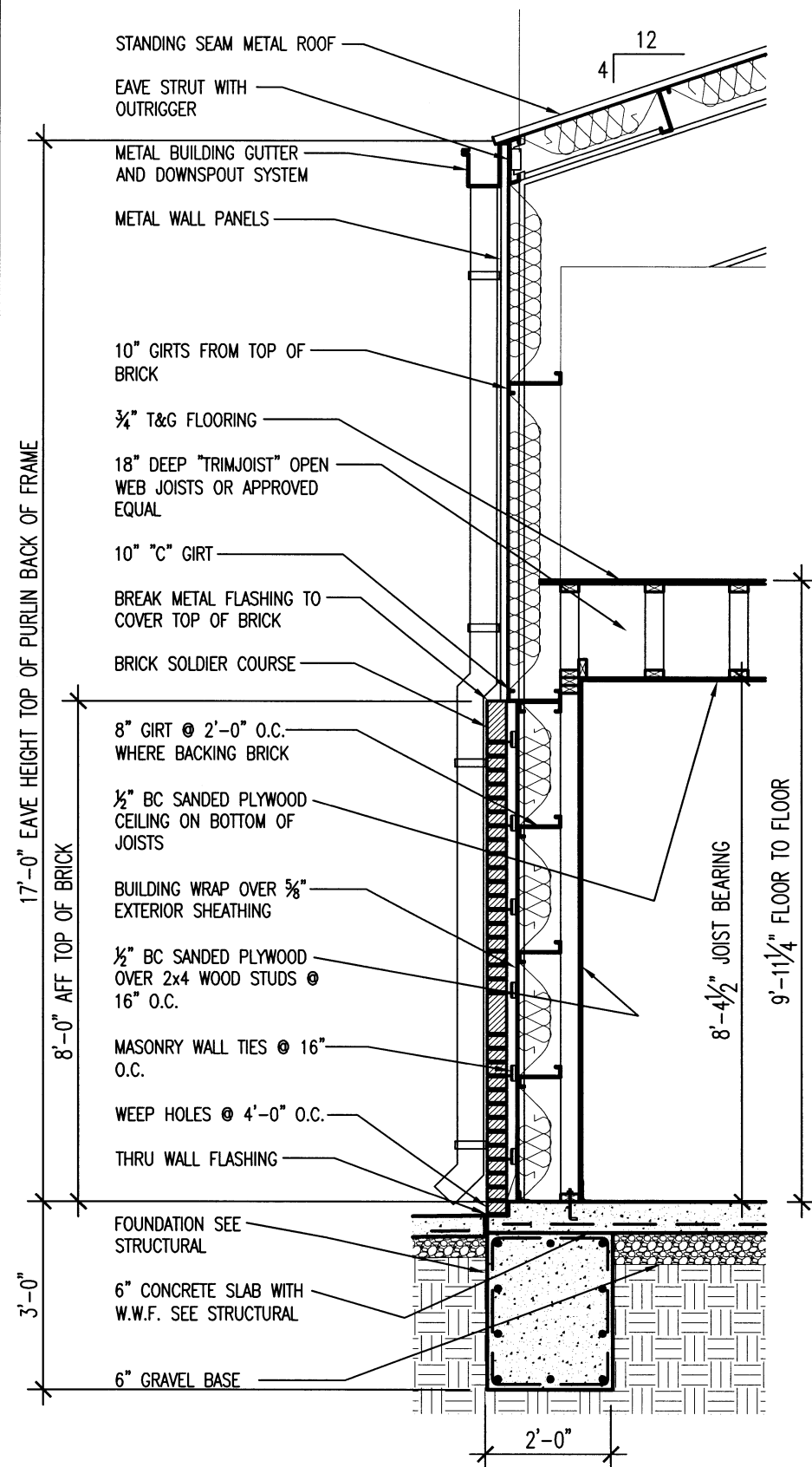
**1 BUILDING SECTION**  
 A3.6 SCALE: 1/8" = 1'-0"



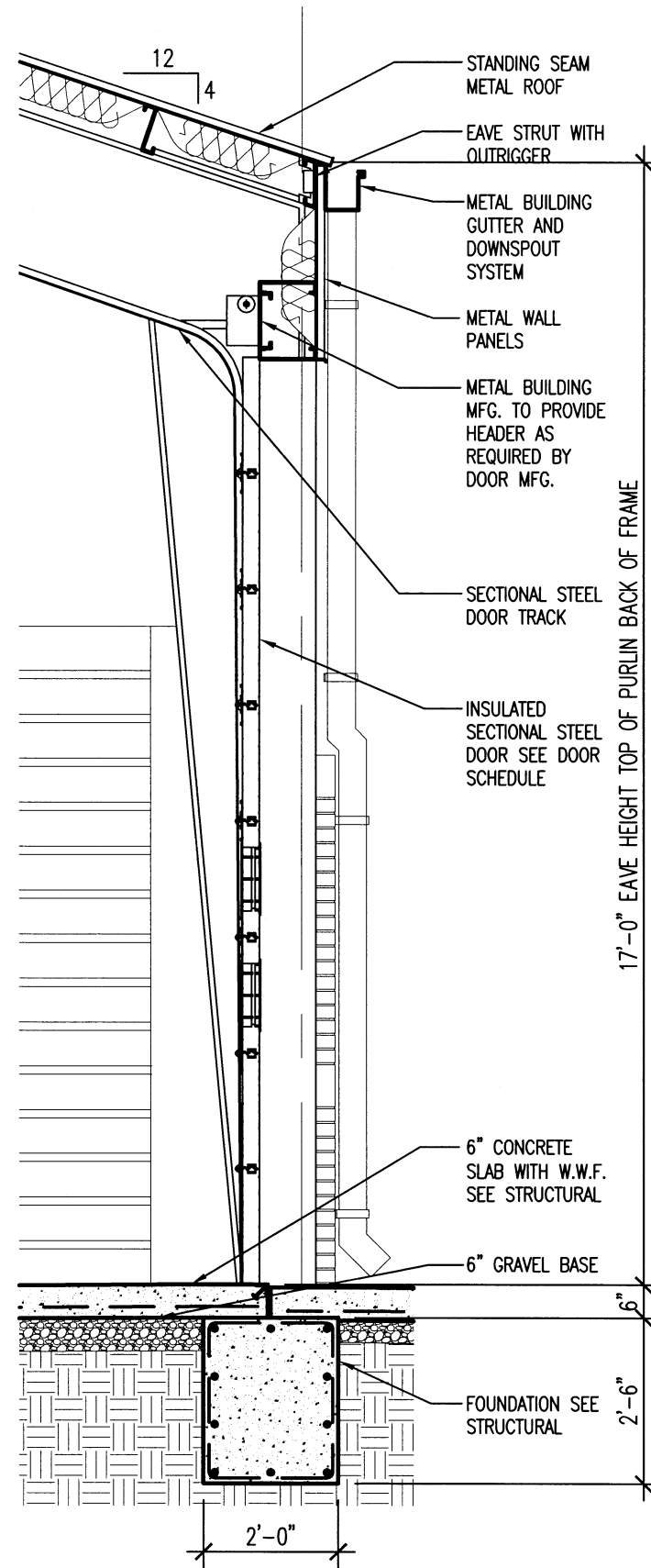
**2 BUILDING SECTION**  
 A3.6 SCALE: 1/8" = 1'-0"

**3 BUILDING SECTION**  
 A3.6 SCALE: 1/8" = 1'-0"

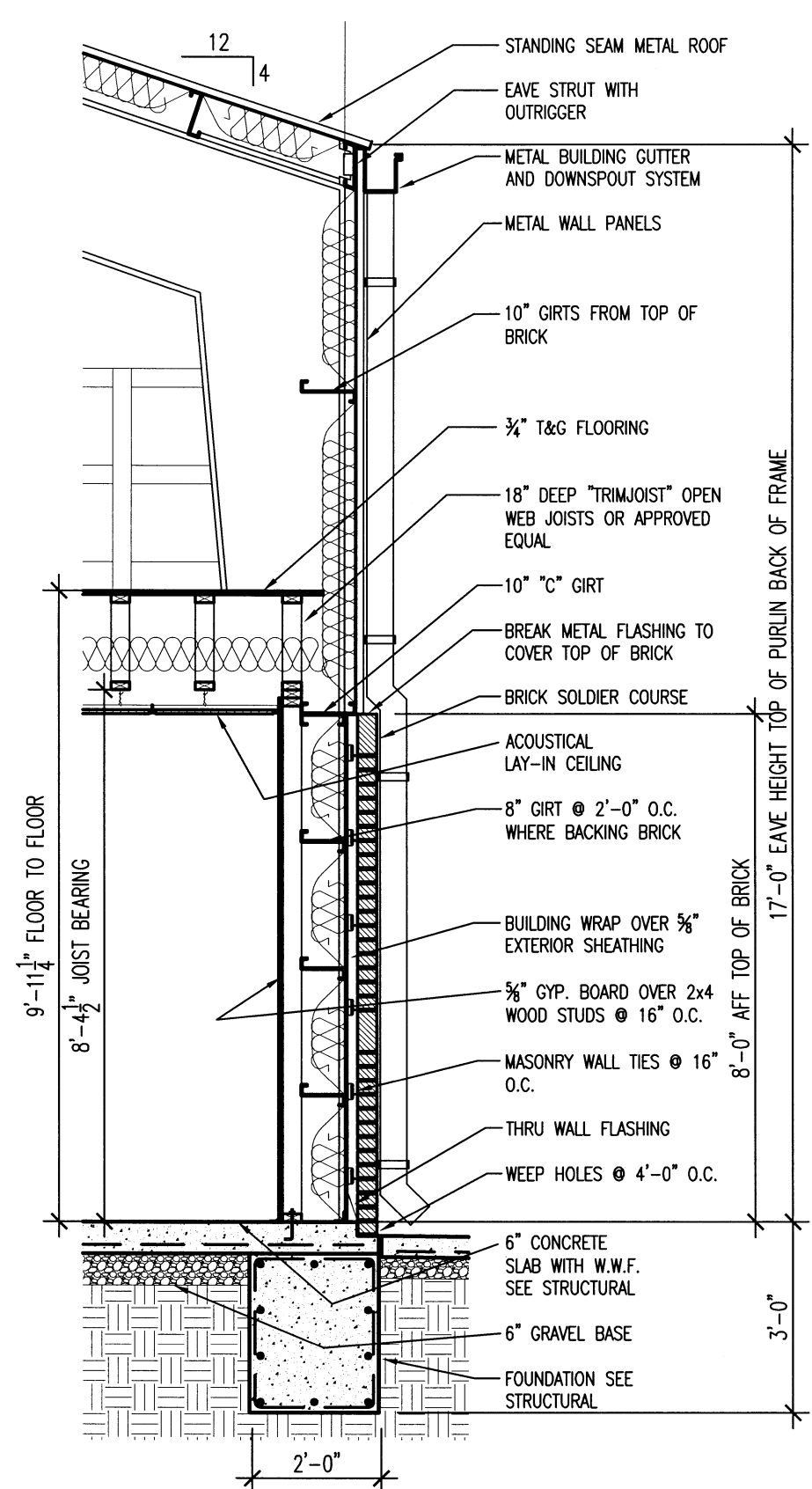
NEENAH R-4996-A2  
 TYPE M TRENCH  
 FRAME WITH GRATED  
 COVER SEE STRUCT.  
 FOR DETAIL



1 WALL SECTION  
A3.7 SCALE: 3/8" = 1'-0"




2 WALL SECTION  
A3.7 SCALE: 3/8" = 1'-0"



3 WALL SECTION  
A3.7 SCALE: 3/8" = 1'-0"

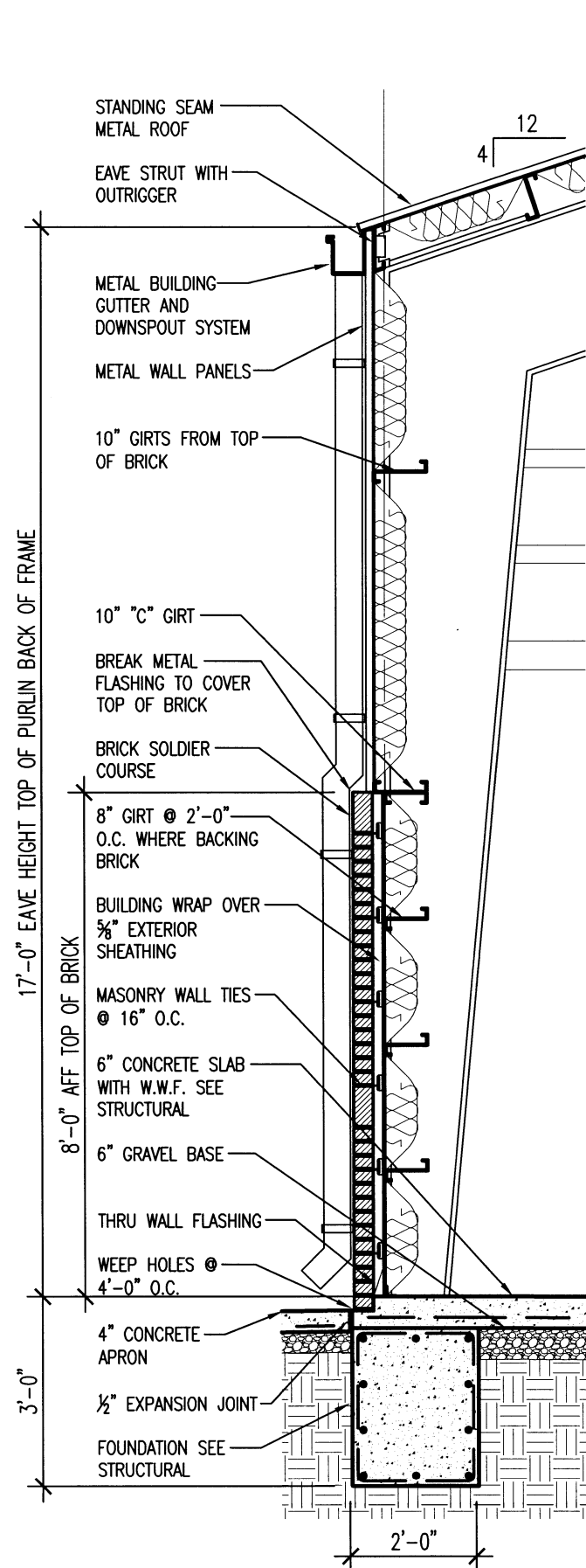


UNION CO. AREA  
HEADQUARTERS/R.E.  
OFFICE 76 (EL DORADO) (S)  
El Dorado, Arkansas  
Union County

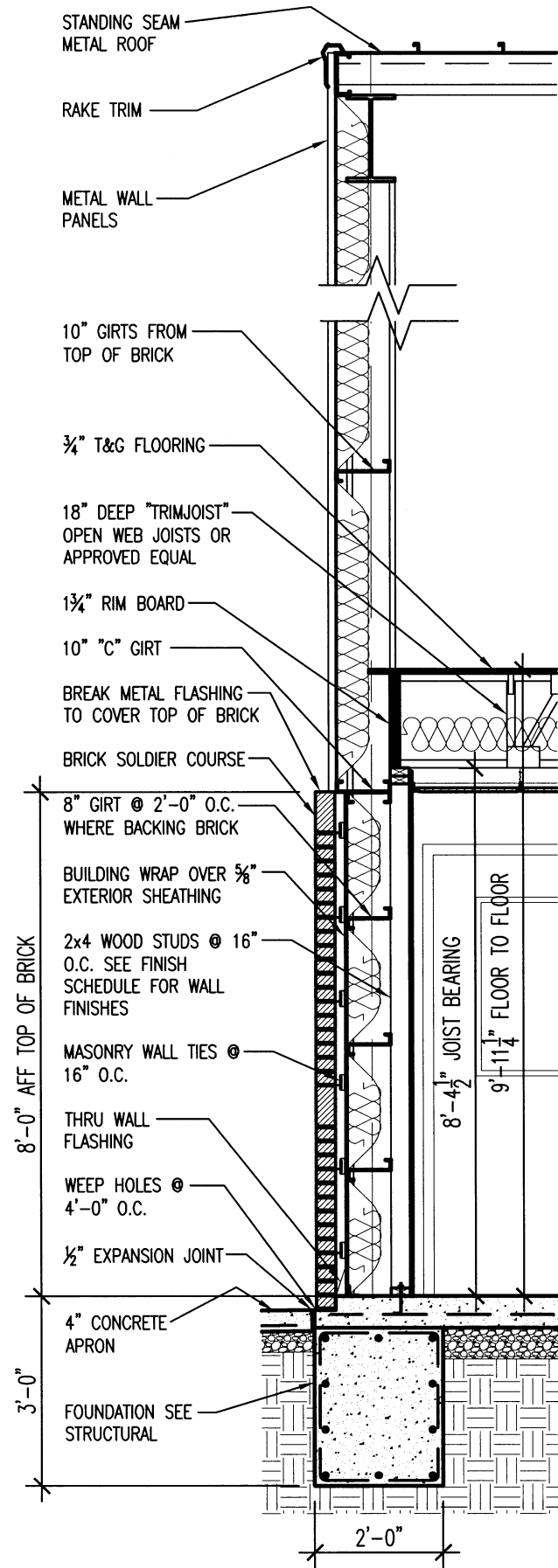


DATE: APRIL 16, 2019  
JOB NO: 070480  
DRAWN BY: KB  
REVISIONS:

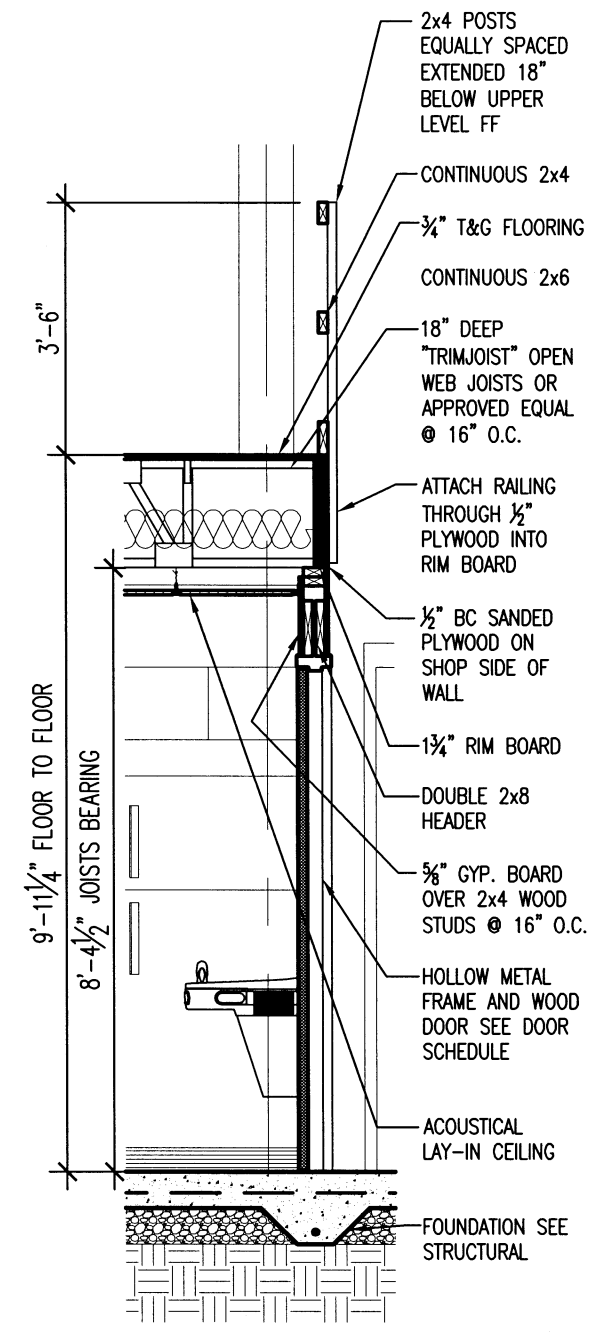
A3.7  
23 OF 59



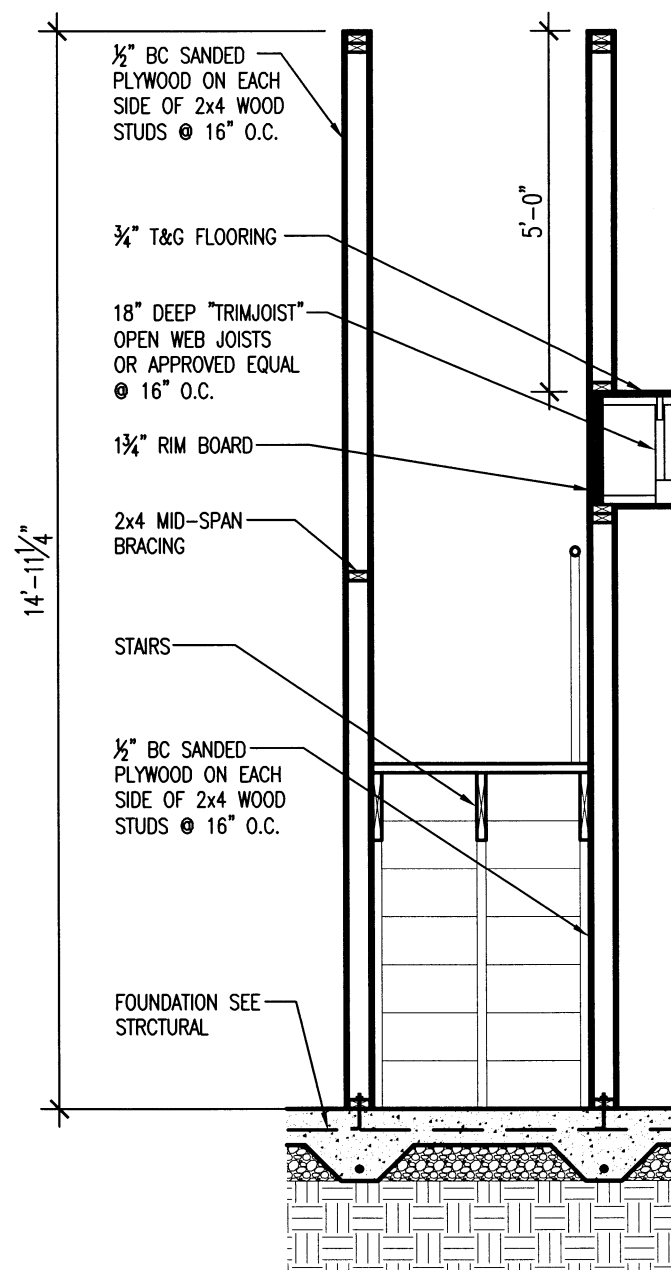
1 WALL SECTION  
A3.8 SCALE: 3/8" = 1'-0"



2 WALL SECTION  
A3.8 SCALE: 3/8" = 1'-0"




3 WALL SECTION  
A3.8 SCALE: 3/8" = 1'-0"



4 WALL SECTION  
A3.8 SCALE: 3/8" = 1'-0"

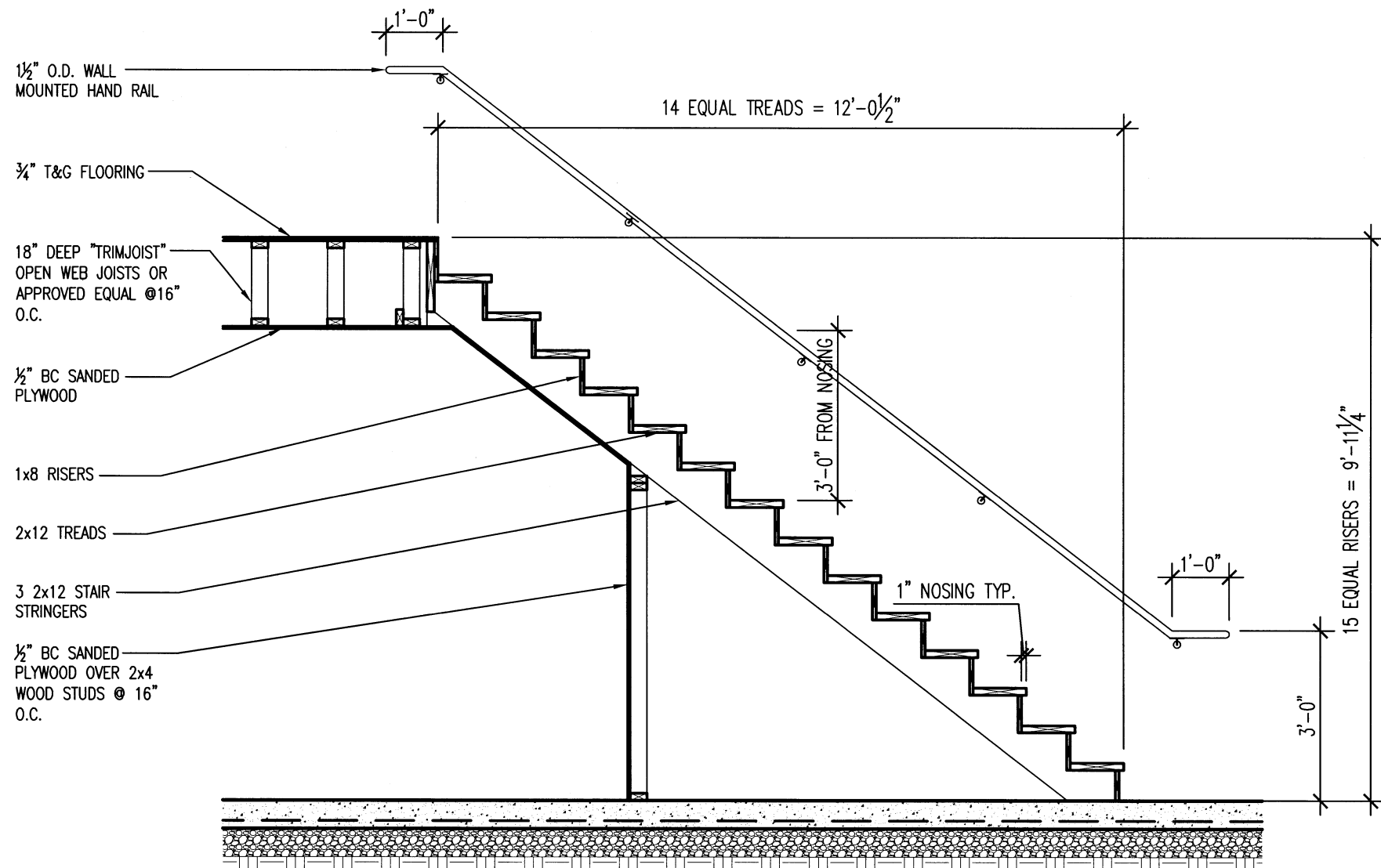


UNION CO. AREA  
HEADQUARTERS/R.E.  
OFFICE 76 (EL DORADO) (S)  
El Dorado, Arkansas  
Union County

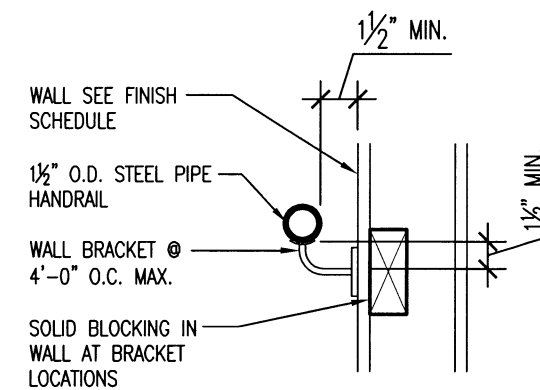


DATE: APRIL 16, 2019  
JOB NO: 070480  
DRAWN BY: KB  
REVISIONS:

A3.8  
24 OF 59




1 STAIR SECTION  
A3.9 SCALE: 3/8" = 1'-0"



2 WALL BRACKET DETAIL  
A3.9 SCALE: 1/2" = 1'-0"

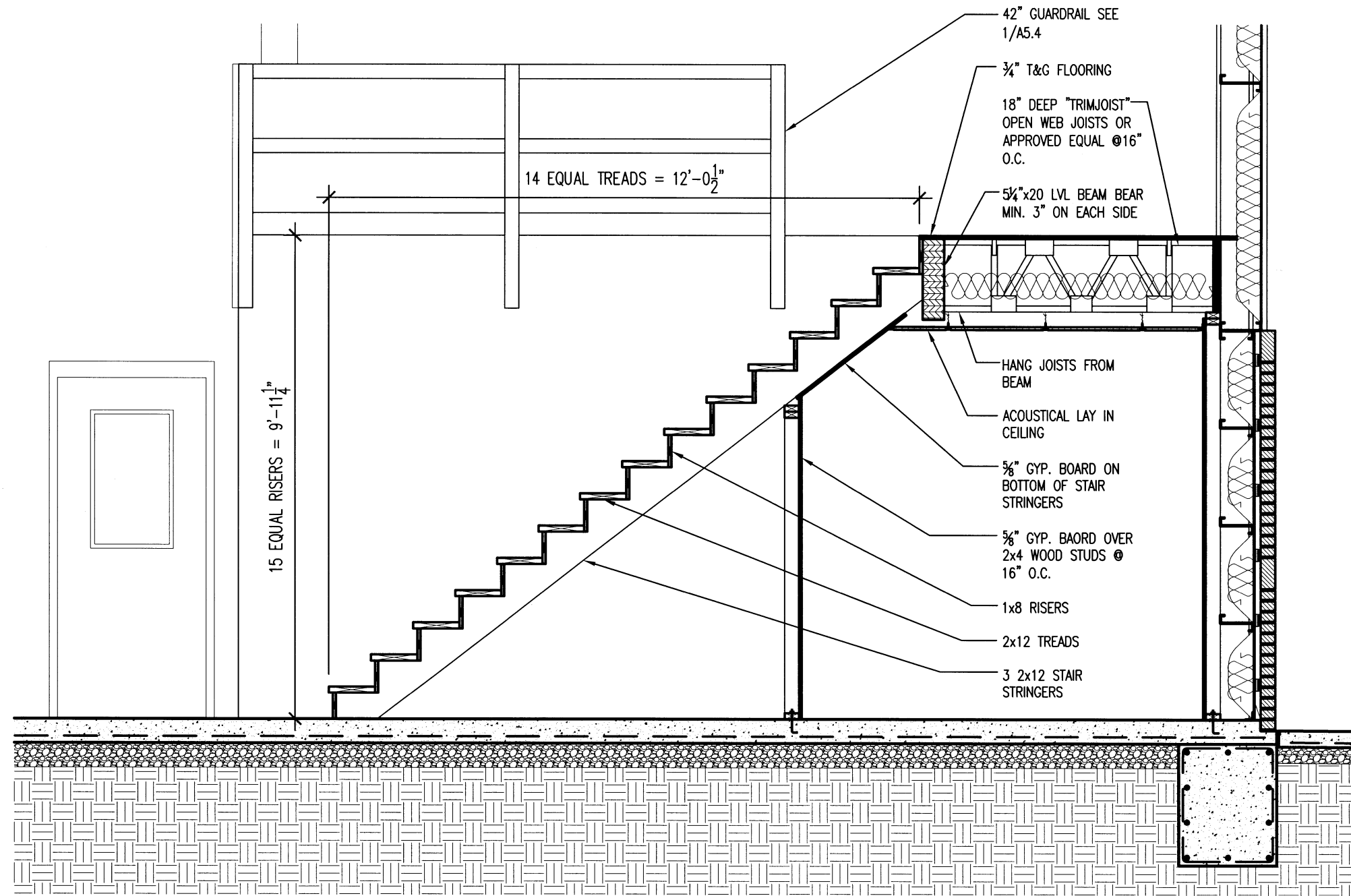


UNION CO. AREA  
HEADQUARTERS/R.E.  
OFFICE 76 (EL DORADO) (S)  
El Dorado, Arkansas  
Union County




DATE: APRIL 16, 2019  
JOB NO: 070480  
DRAWN BY: KB  
REVISIONS:

A3.9  
25 OF 59



**1** STAIR SECTION  
 A3.10 SCALE: 3/8" = 1'-0"

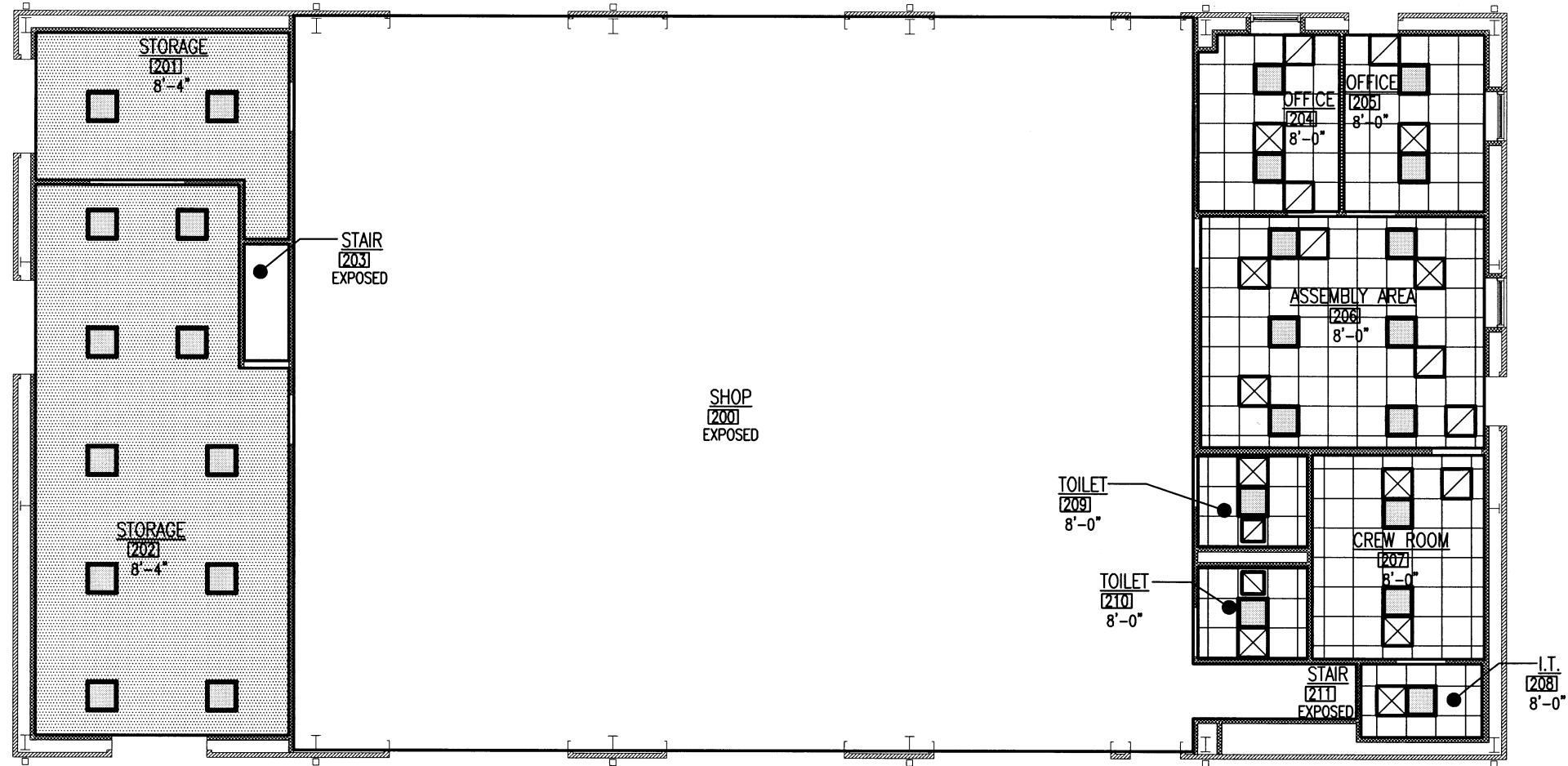
**UNION CO. AREA**  
**HEADQUARTERS/R.E.**  
**OFFICE 76 (EL DORADO) (S)**  
 El Dorado, Arkansas  
 Union County



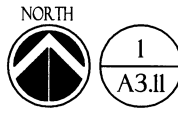
DATE: APRIL 16, 2019  
 JOB NO: 070480  
 DRAWN BY: KB  
 REVISIONS:



**UNION CO. AREA  
 HEADQUARTERS/R.E.  
 OFFICE 76 (EI DORADO) (S)**  
 El Dorado, Arkansas  
 Union County




CEILING LEGEND	
	2'x4' LIGHT FIXTURE
	2'x2' LIGHT FIXTURE
	RECESSED LIGHT FIXTURE
	CEILING FAN
	SUPPLY GRILLE
	RETURN GRILLE
	E.F. EXHAUST FAN
	PLYWOOD CEILING/SOFFIT
	FLAT PANEL METAL SOFFIT




**AREA HEADQUARTERS REFLECTED CEILING PLAN**

SCALE : 3/32" = 1'-0"



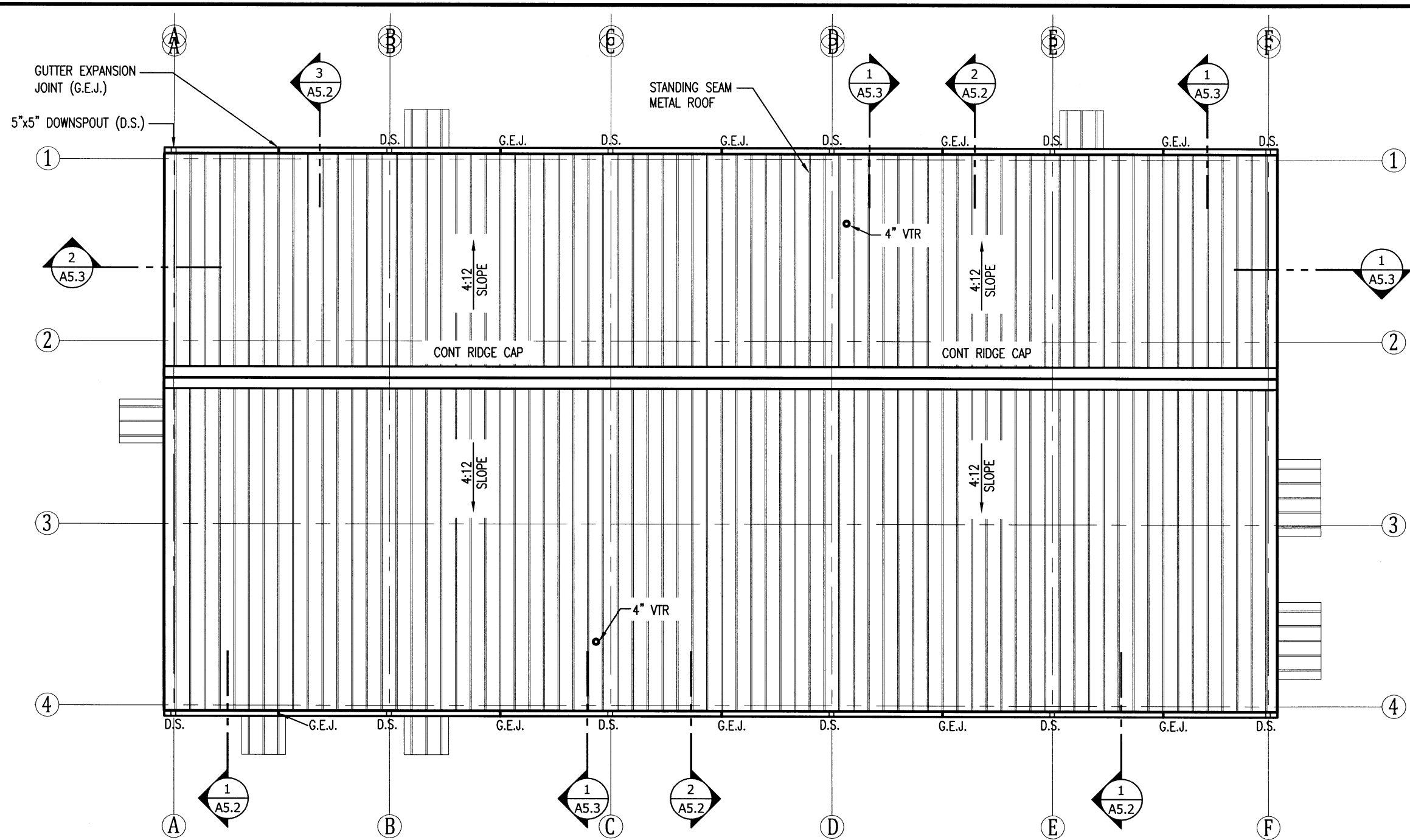
DATE: APRIL 16, 2019  
 JOB NO: 070480  
 DRAWN BY: KB  
 REVISIONS:

**UNION CO. AREA  
HEADQUARTERS/R.E.  
OFFICE 76 (EL DORADO) (S)**  
El Dorado, Arkansas  
Union County

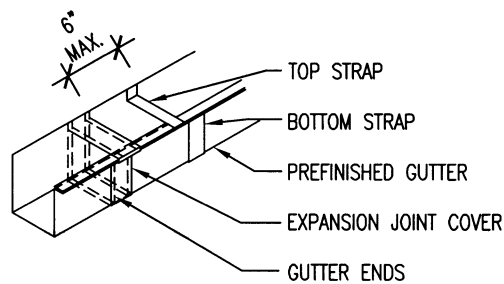


DATE: APRIL 16, 2019  
JOB NO: 070480  
DRAWN BY: KB  
REVISIONS:

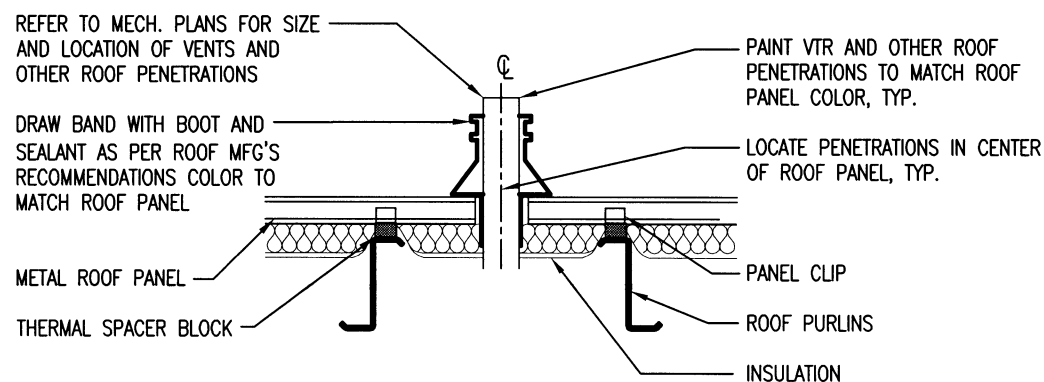
**A3.12**



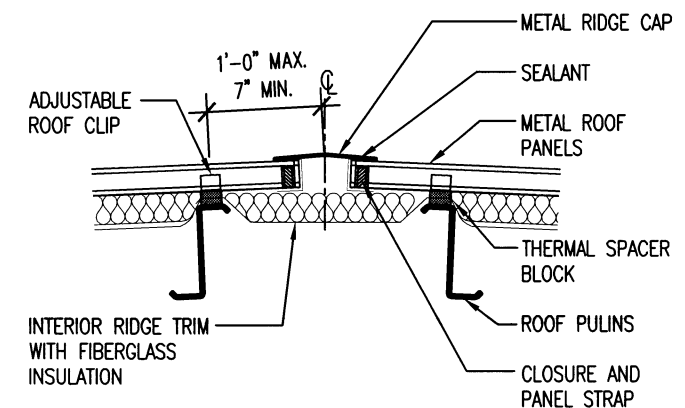
**1 AREA HEADQUARTERS ROOF PLAN**  
SCALE:  $\frac{3}{32}'' = 1'-0''$



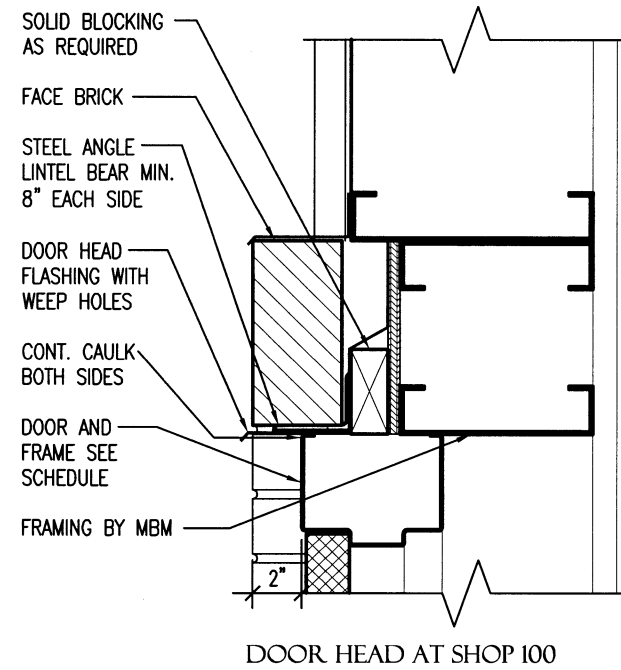
**2 G.E.J. DETAIL**  
SCALE: NO SCALE



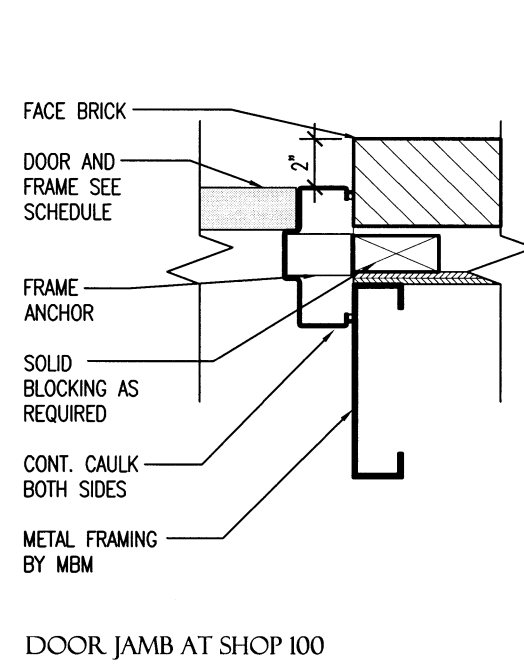
**3 VENT THROUGH ROOF (VTR) DETAIL**  
SCALE: NO SCALE



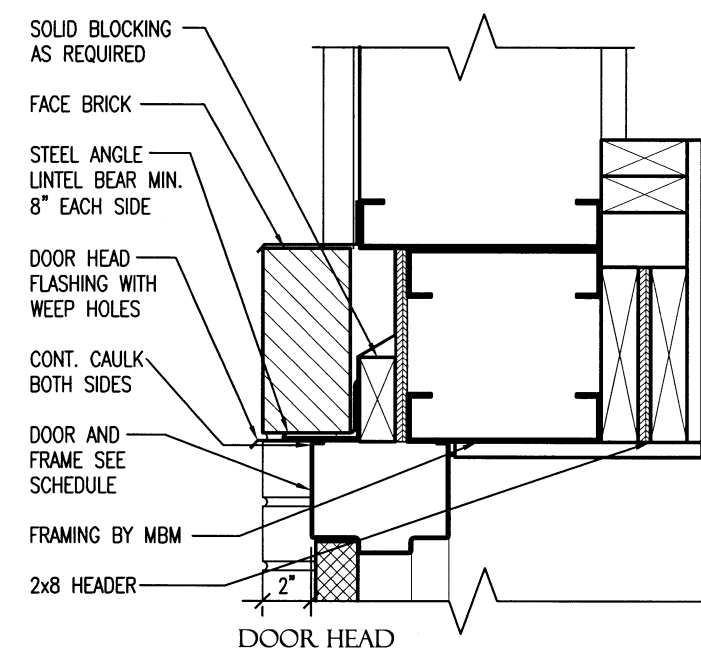
**4 RIDGE CAP DETAIL**  
SCALE: NO SCALE



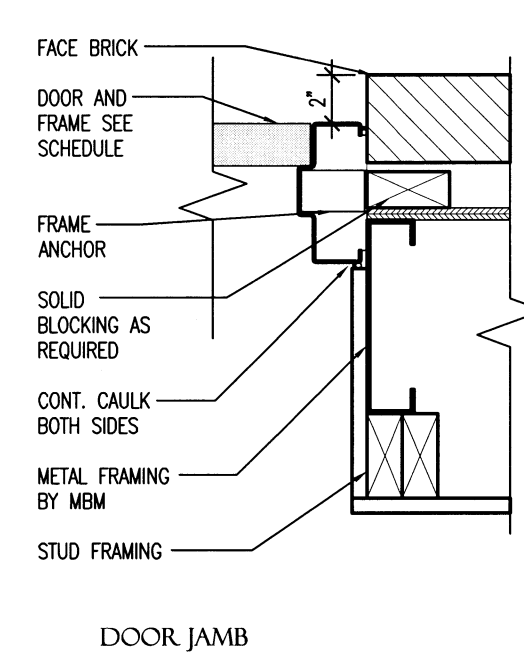
DOOR HEAD AT SHOP 100



DOOR JAMB AT SHOP 100



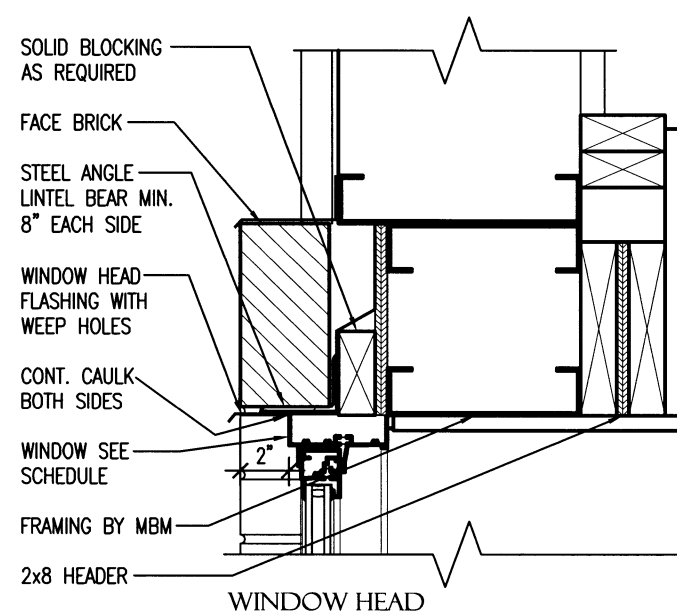
DOOR HEAD



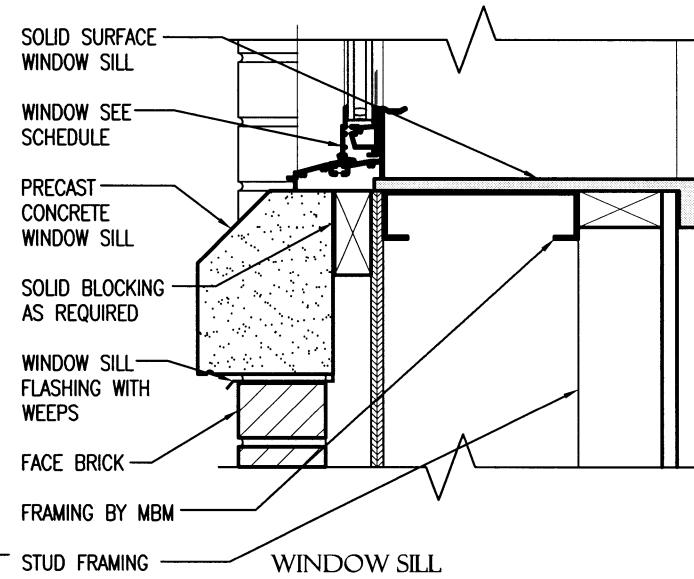
DOOR JAMB

**1 EXTERIOR DOOR DETAILS**

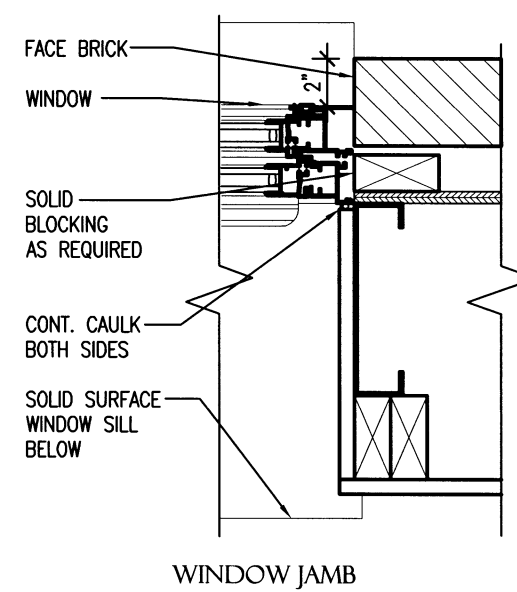
A3.13 SCALE: 1/2" = 1'-0"



WINDOW HEAD



WINDOW SILL




WINDOW JAMB

**2 EXTERIOR WINDOW DETAILS**


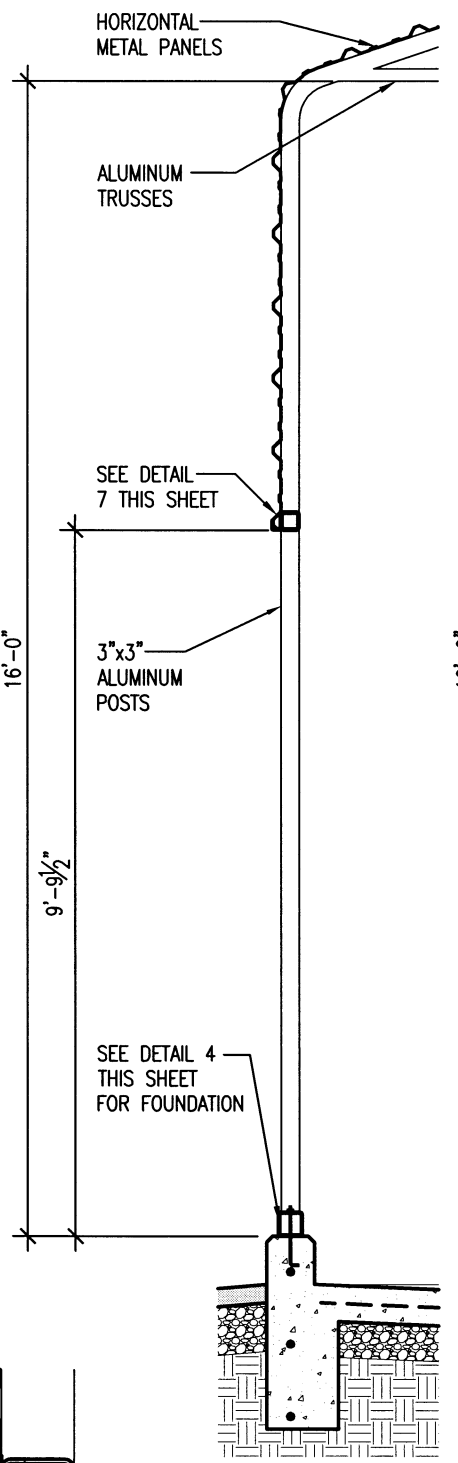
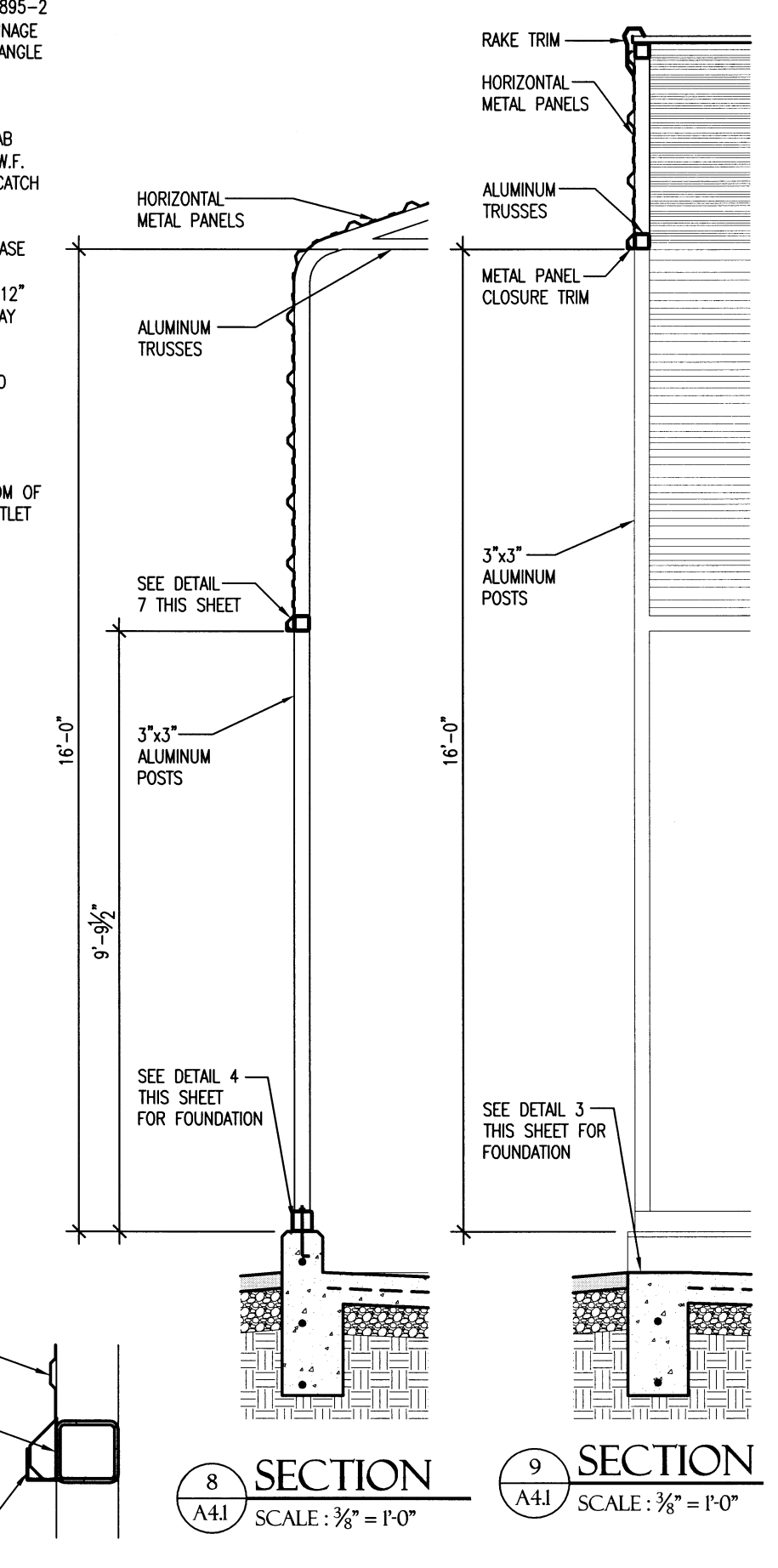
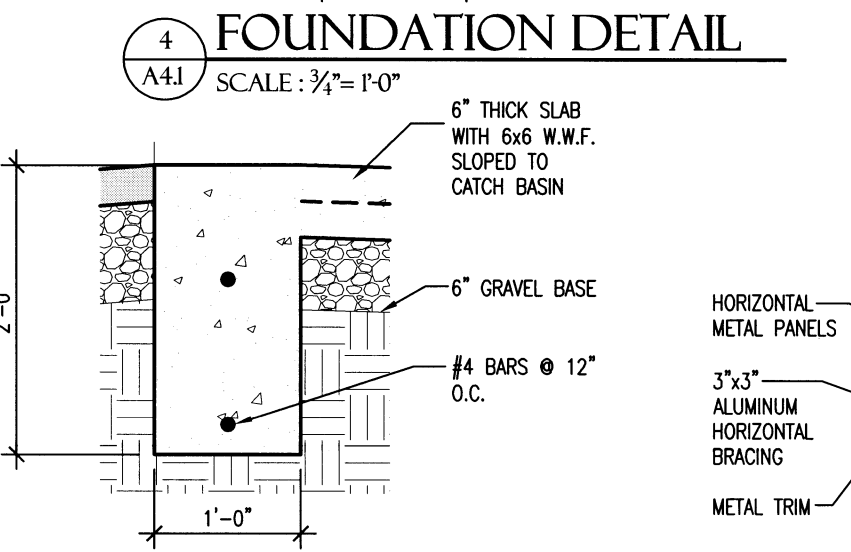
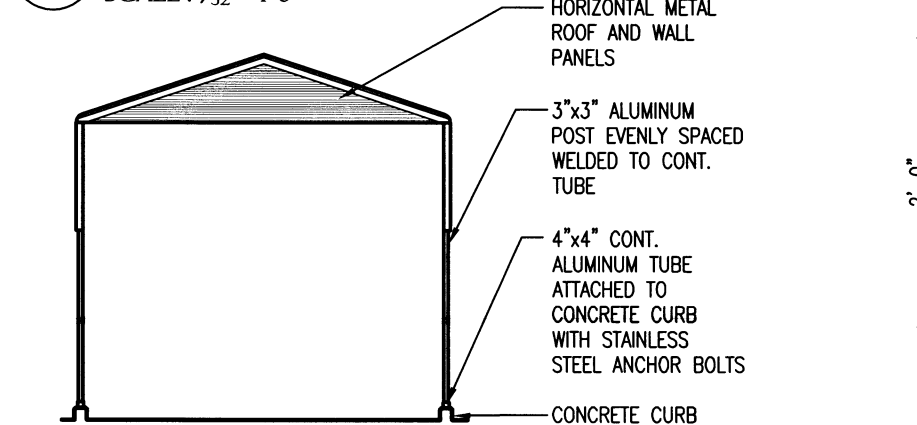
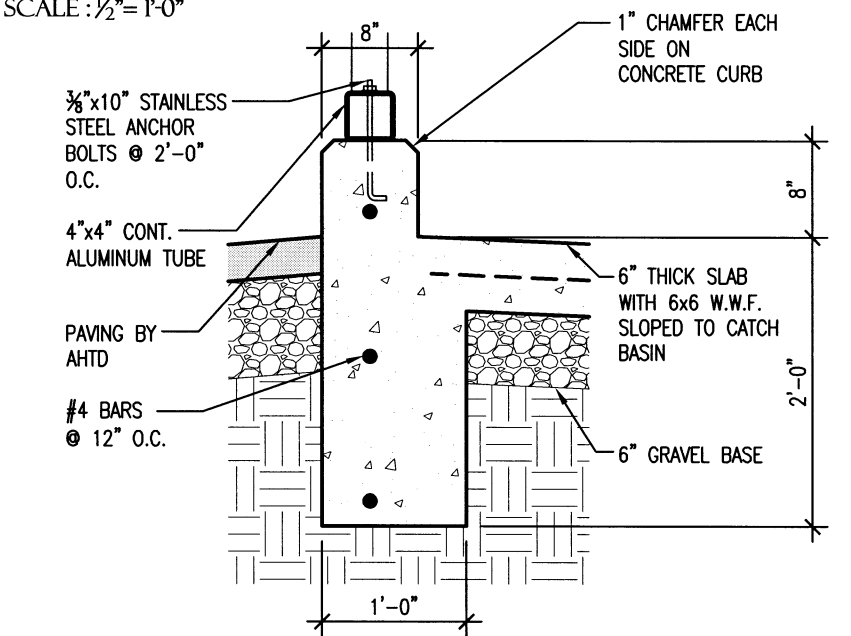
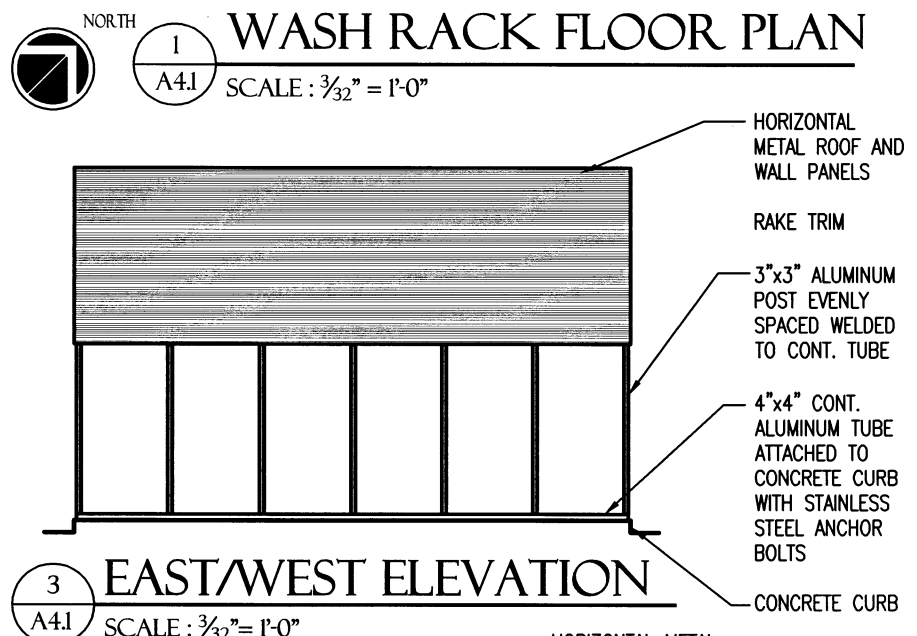
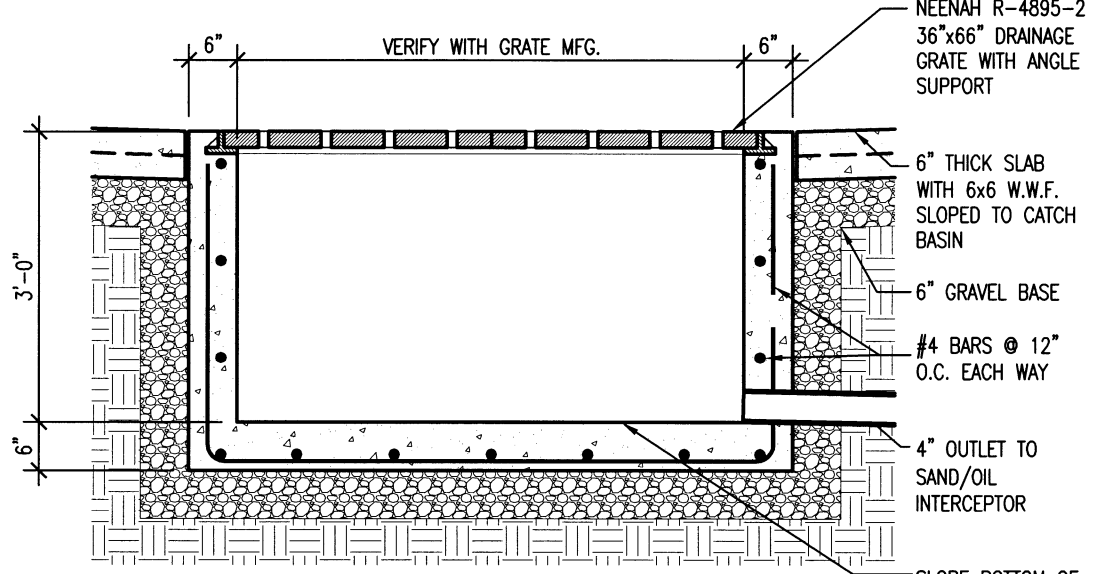
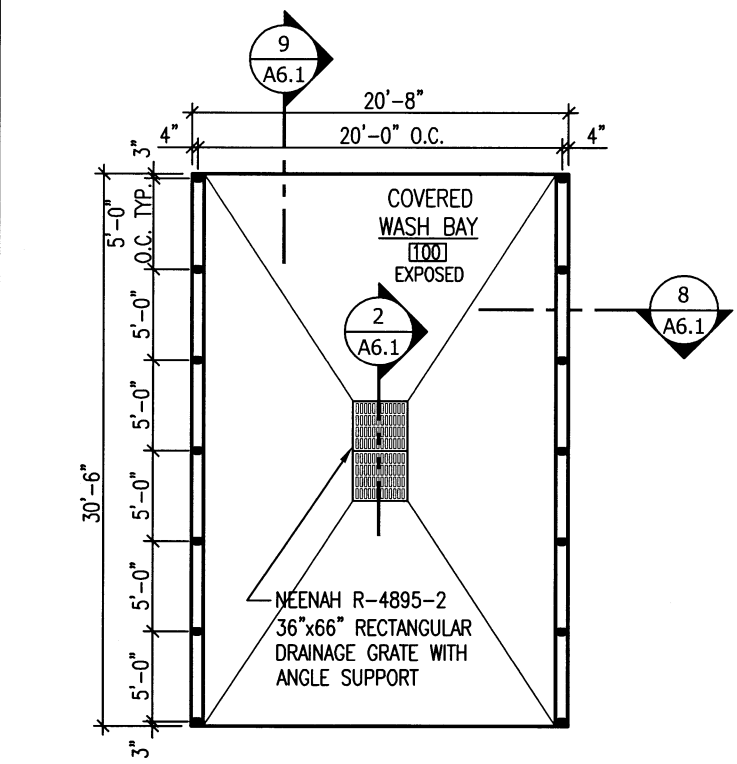
A3.13 SCALE: 1/2" = 1'-0"




**UNION CO. AREA  
HEADQUARTERS/R.E.  
OFFICE 76 (EL DORADO) (S)**  
El Dorado, Arkansas  
Union County



DATE: APRIL 16, 2019  
JOB NO: 070480  
DRAWN BY: KB  
REVISIONS:




UNION CO. AREA  
HEADQUARTERS/R.E.  
OFFICE 76 (EL DORADO) (S)  
El Dorado, Arkansas  
Union County

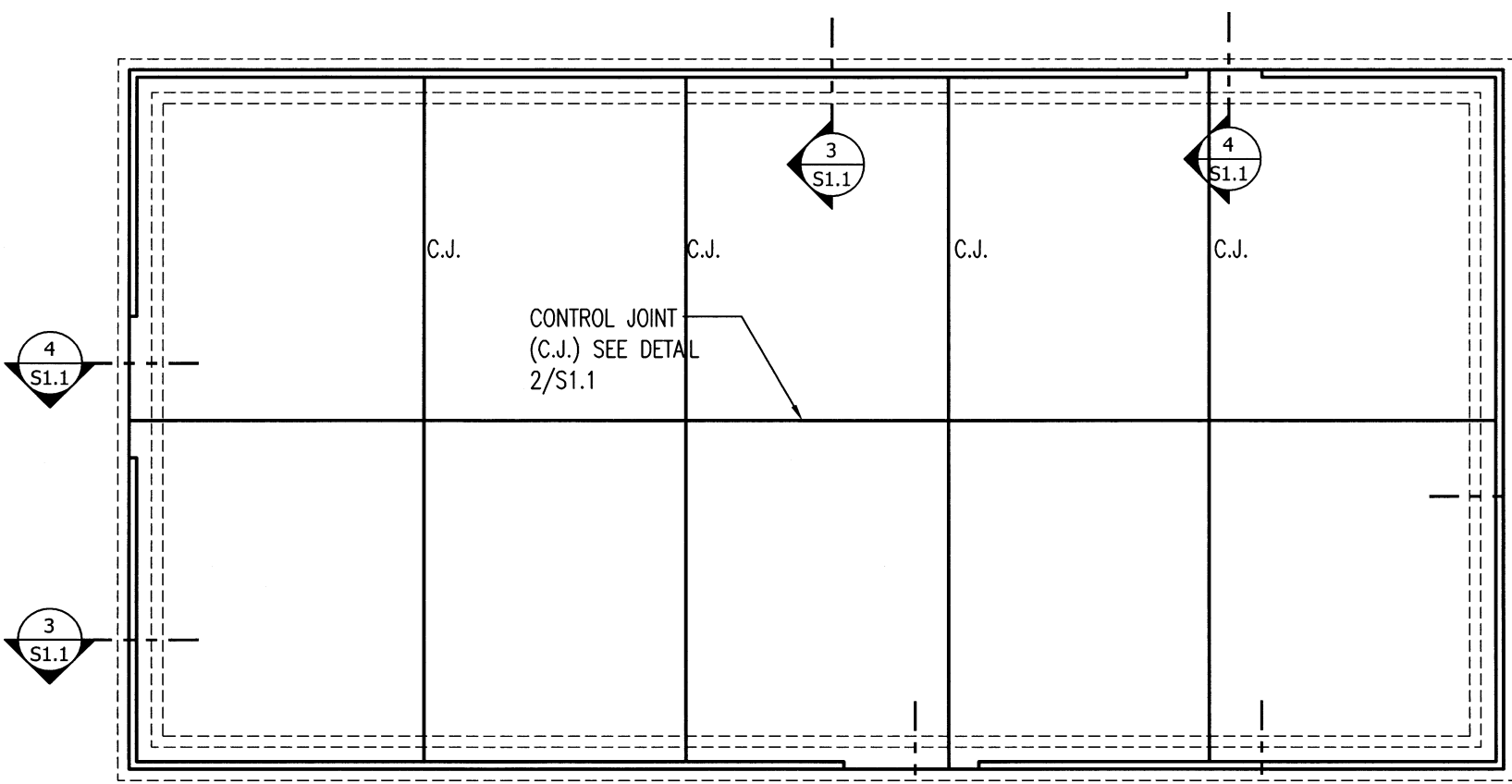


DATE: APRIL 16, 2019  
JOB NO: 070480  
DRAWN BY: KB  
REVISIONS:

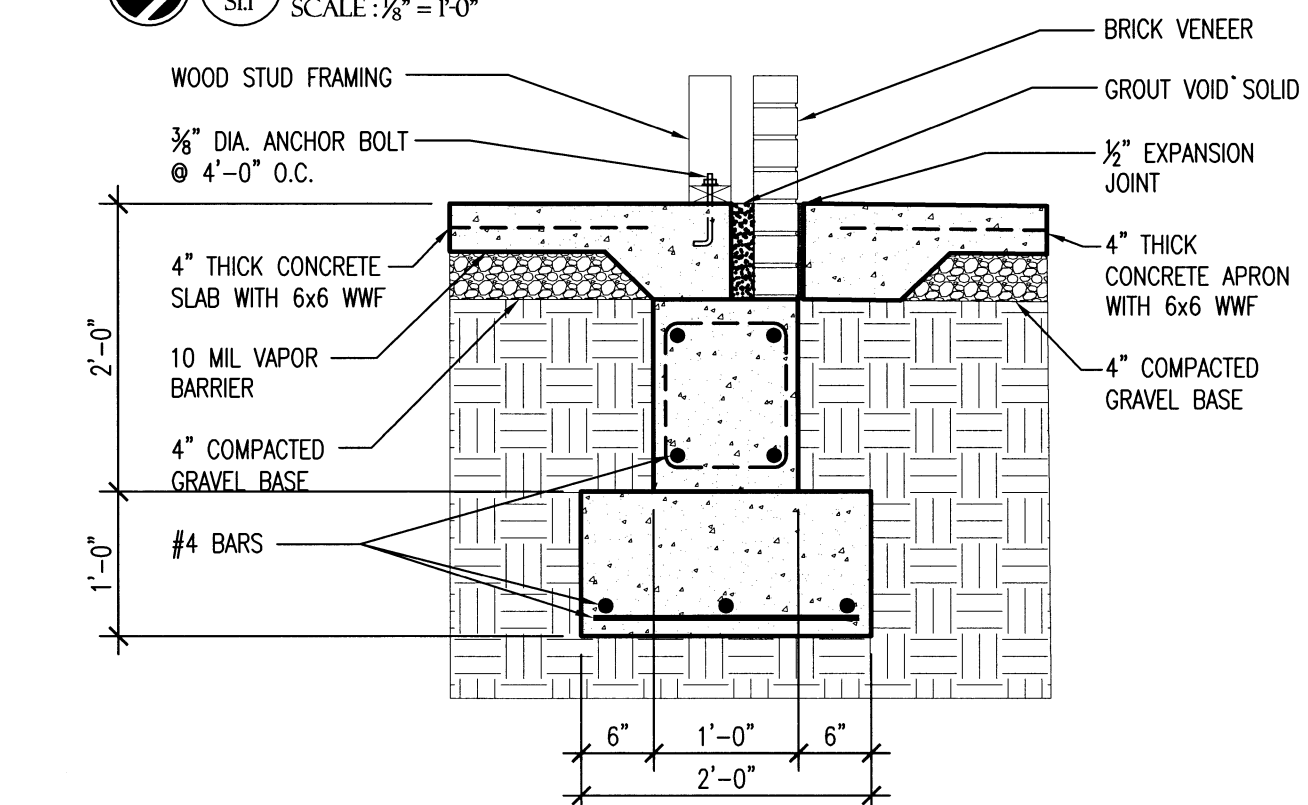
A4.1  
30 OF 59



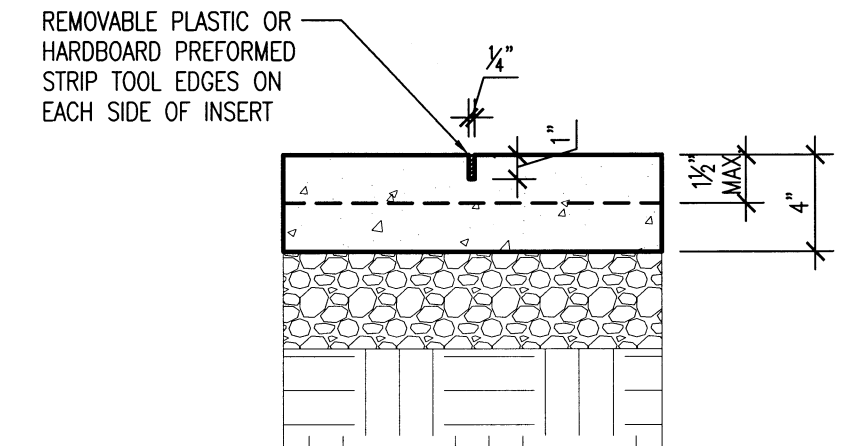
DATE: APRIL 16, 2019  
 JOB NO: 070480  
 DRAWN BY: KB  
 REVISIONS:



**1 FOUNDATION PLAN**  
 SCALE: 1/8" = 1'-0"

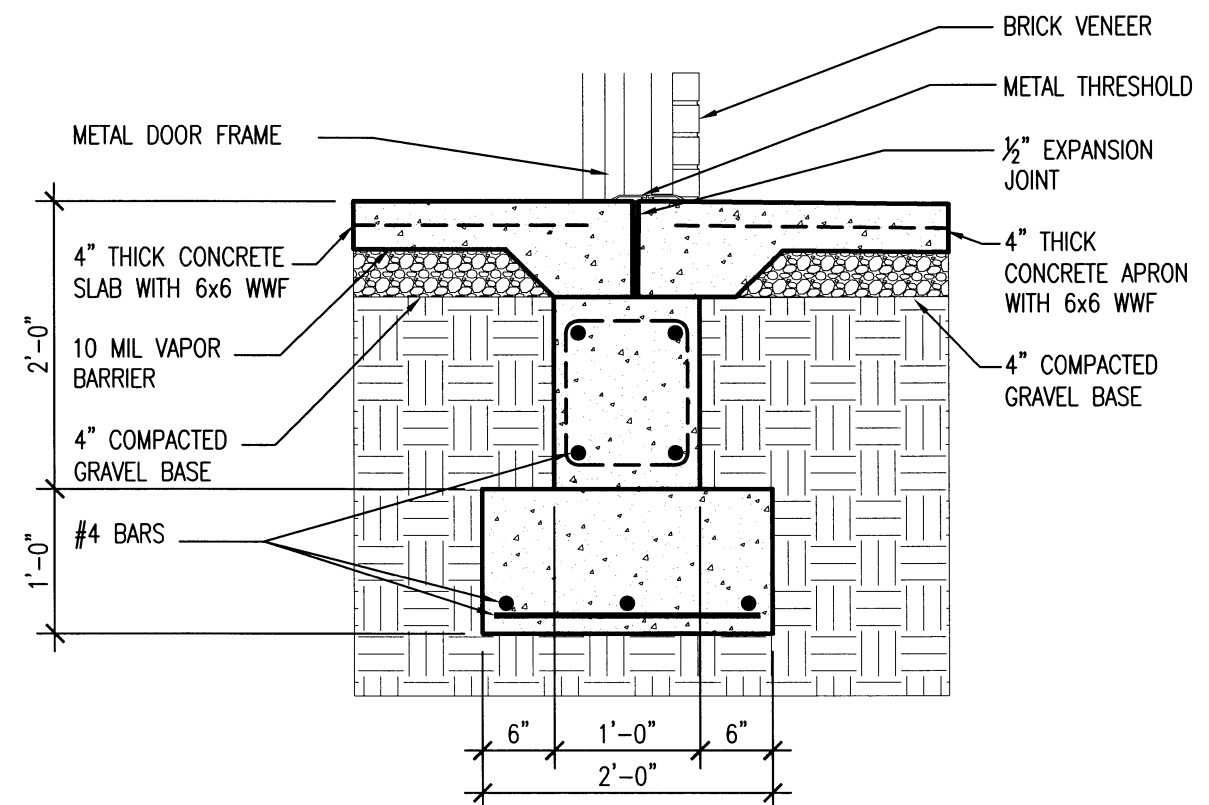


**3 FOUNDATION DETAIL**  
 SCALE: 3/4" = 1'-0"




- NOTES:
1. FILL JOINT WITH SEALANT AFTER SLAB HAS CURED
  2. PROVIDE SUPPORT CHAIRS TO HOLD SLAB REINF. IN POSITION DURING CONCRETE PLACEMENT.
  3. SAWCUT JOINTS ARE PERMITTED WITH THE APPROVAL OF THE OWNER'S PROJECT MANAGER ONLY. IF APPROVED SAWCUT JOINTS USING A "SOFF-CUT" MACHINE OR EQUAL IMMEDIATELY AFTER FINISHING SLAB.

**2 CONTROL JOINT DETAIL**  
 SCALE: 1/2" = 1'-0"



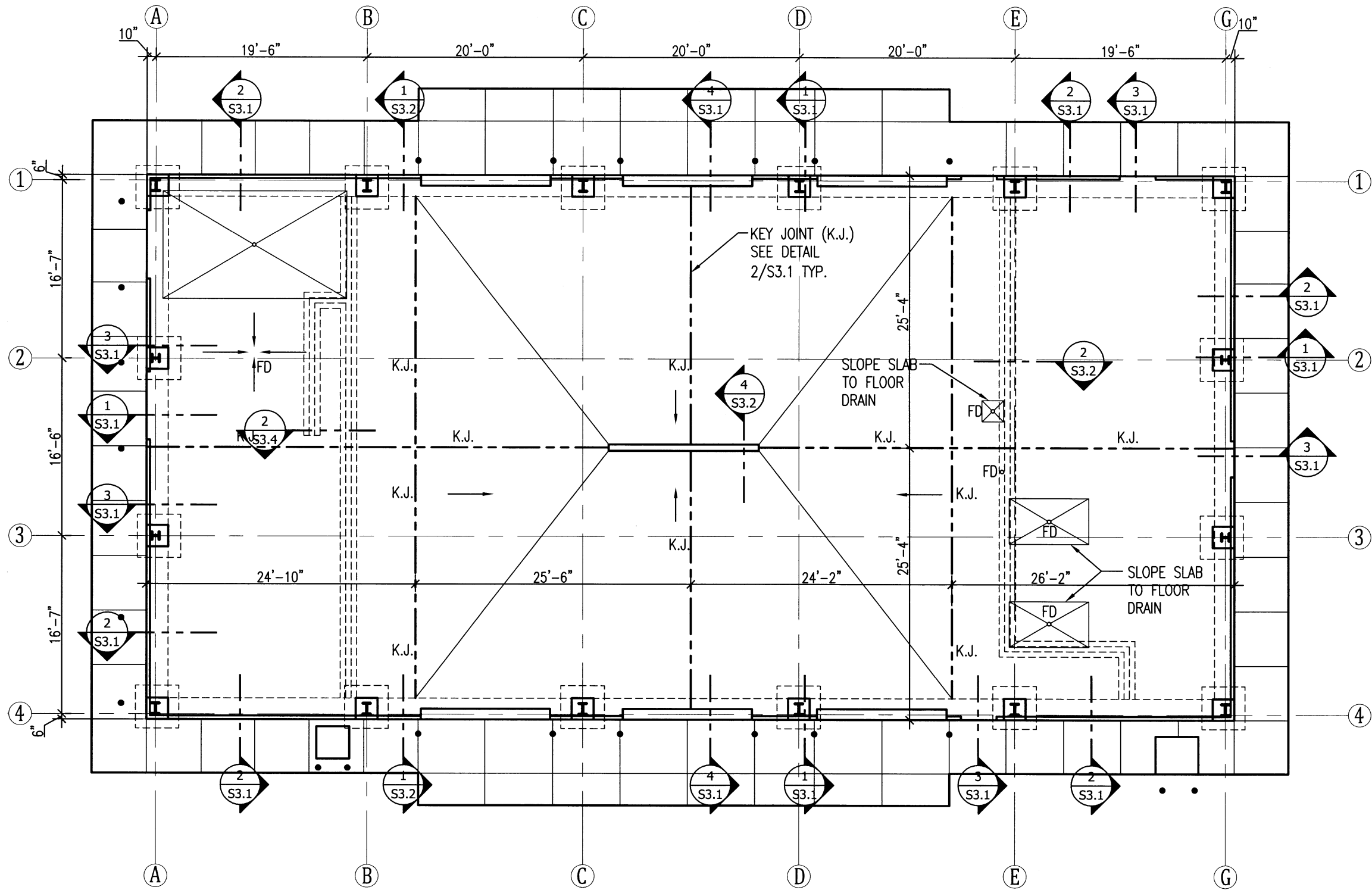
**4 FOUNDATION AT EXTERIOR DOOR DETAIL**  
 SCALE: 3/4" = 1'-0"

**UNION CO. AREA**  
**HEADQUARTERS/R.E.**  
**OFFICE 76 (EI DORADO) (S)**  
 El Dorado, Arkansas  
 Union County



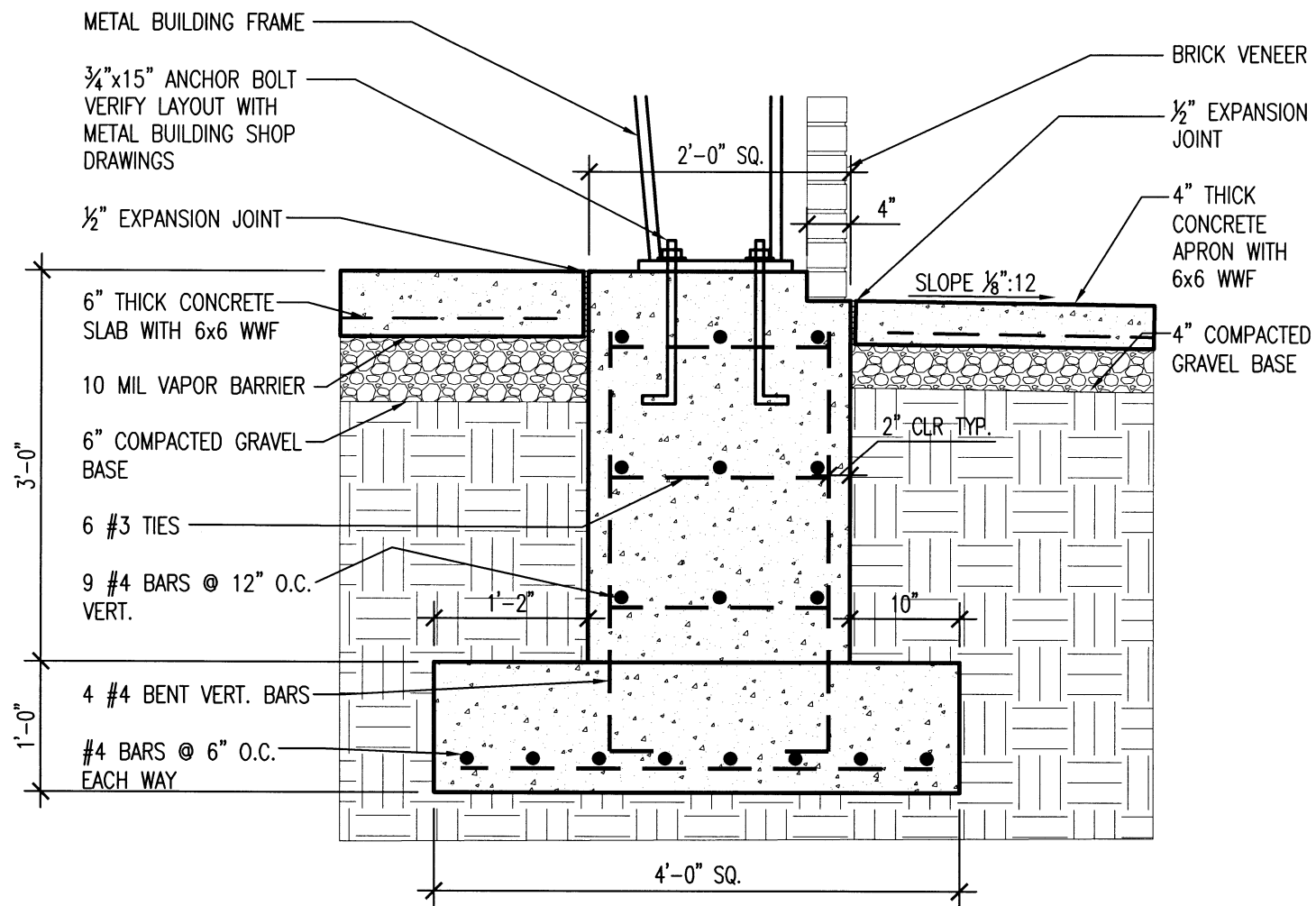
DATE: APRIL 16, 2019  
 JOB NO: 070480  
 DRAWN BY: KB  
 REVISIONS:

**S2.1**  
 32 OF 59

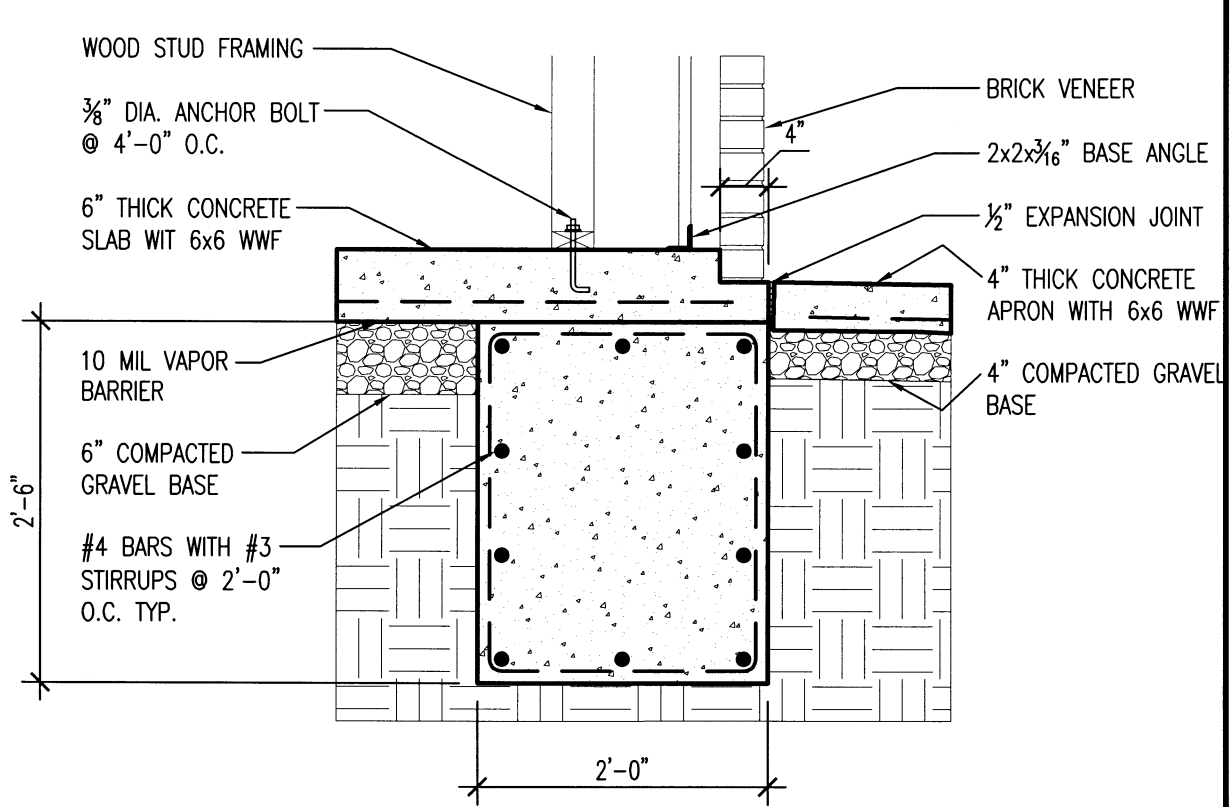


NORTH  
**FOUNDATION PLAN**  
 SCALE:  $\frac{3}{32}'' = 1'-0''$

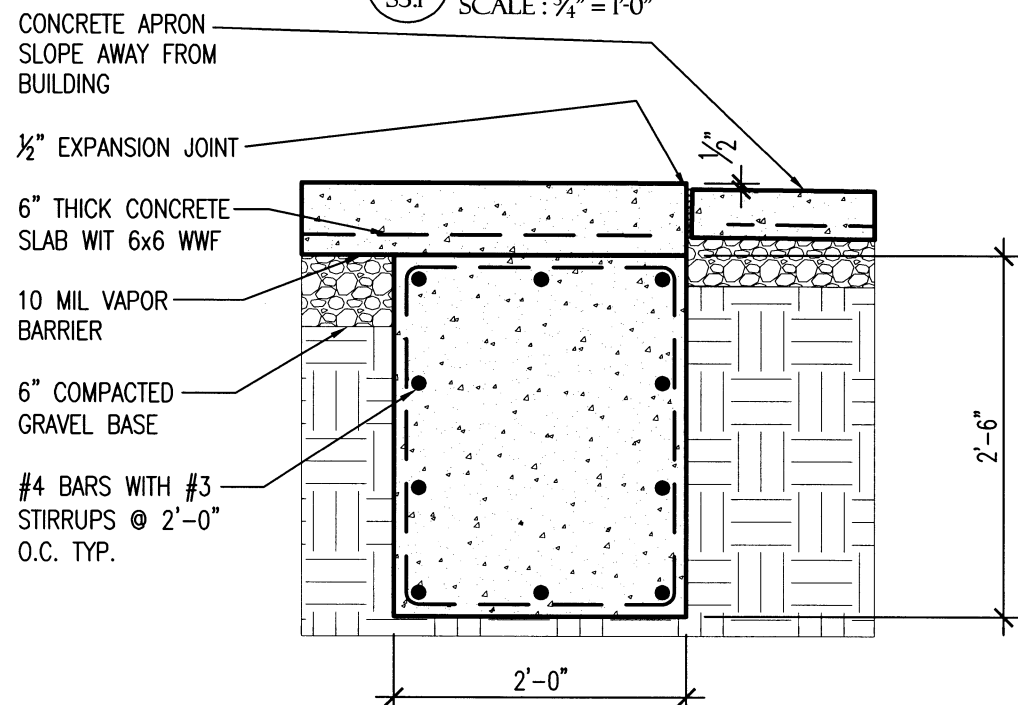




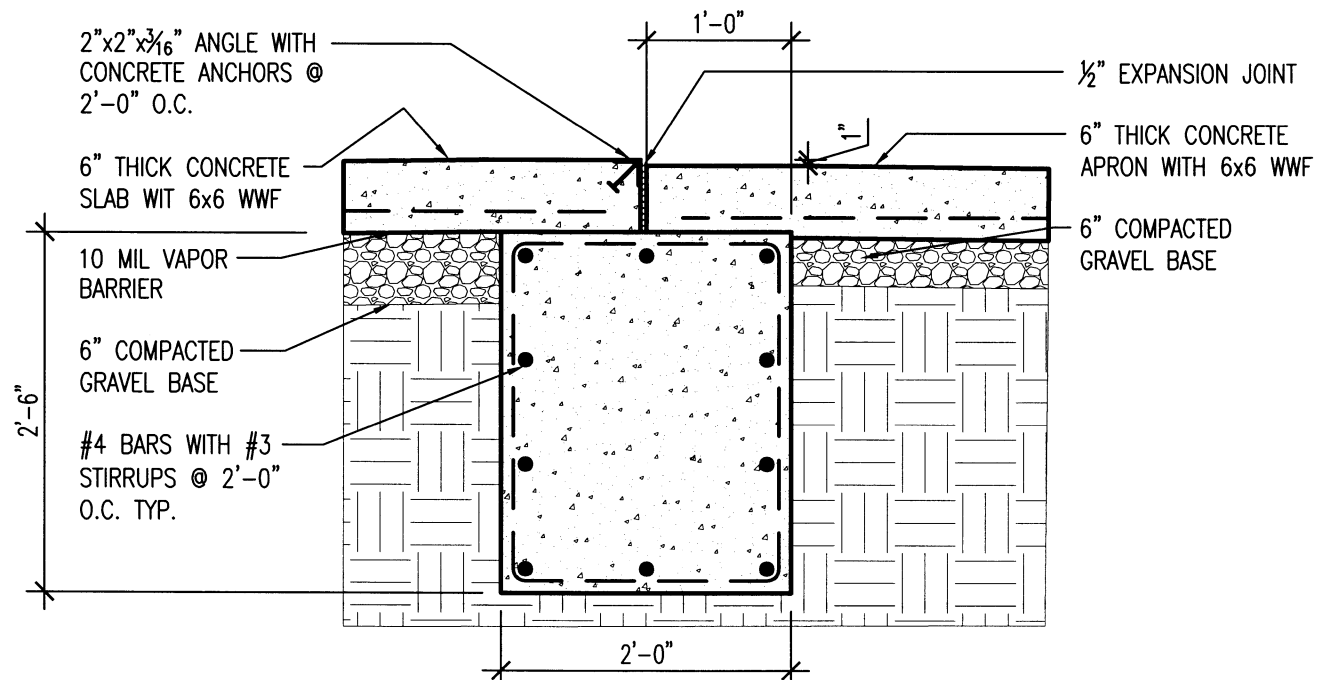
1 PIER SECTION  
S3.1 SCALE: 3/4" = 1'-0"



2 GRADE BEAM SECTION AT STUD FRAMING  
S3.1 SCALE: 3/4" = 1'-0"




3 SECTION AT EXTERIOR DOORS  
S3.1 SCALE: 3/4" = 1'-0"



4 SECTION AT OVERHEAD DOORS  
S3.1 SCALE: 3/4" = 1'-0"

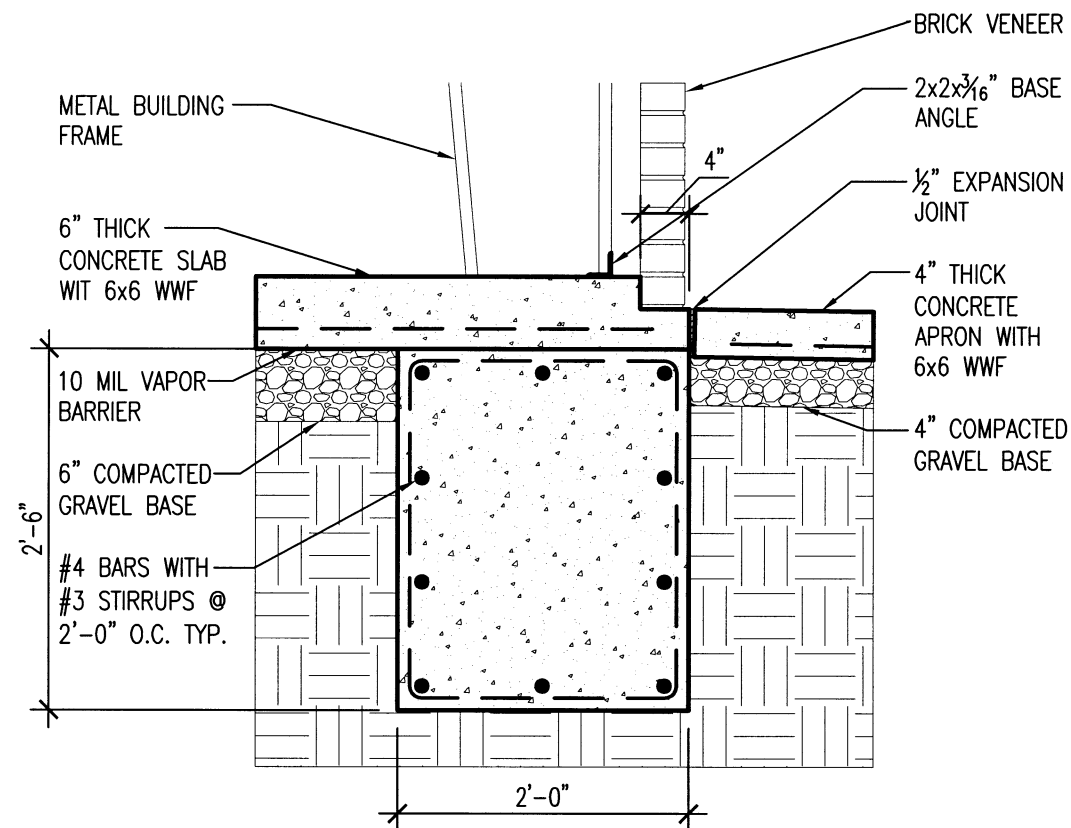


UNION CO. AREA  
HEADQUARTERS/R.E.  
OFFICE 76 (EL DORADO) (S)  
El Dorado, Arkansas  
Union County



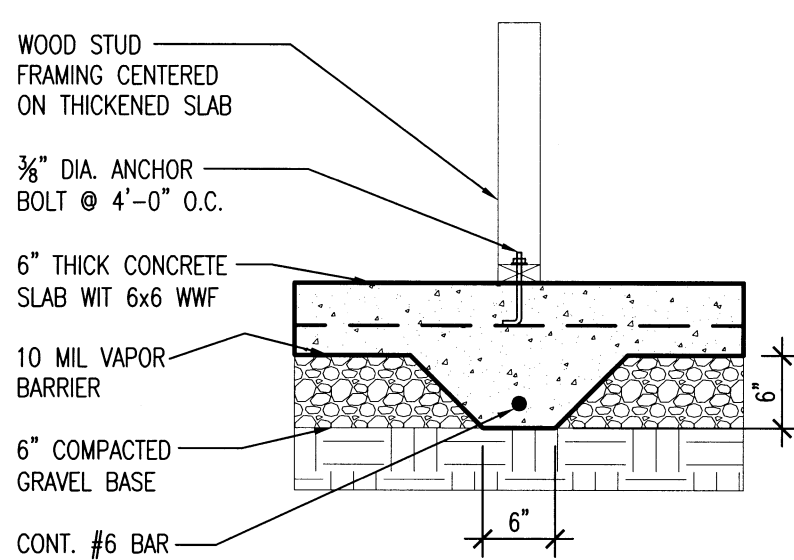
DATE: APRIL 16, 2019  
JOB NO: 070480  
DRAWN BY: KB  
REVISIONS:

S3.1  
33 OF 59



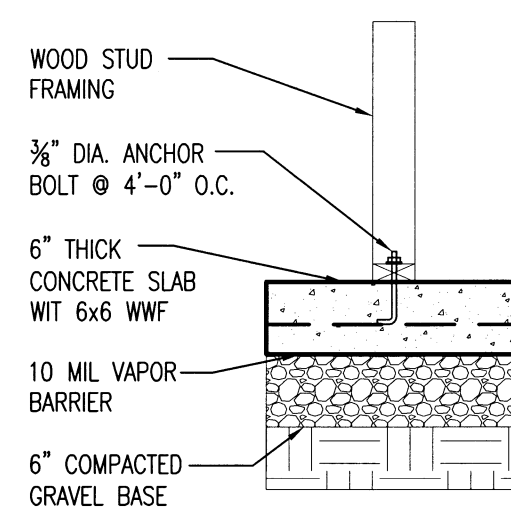
**GRADE BEAM DETAIL AT SHOP AREA**

1 S3.2 SCALE: 3/4" = 1'-0"



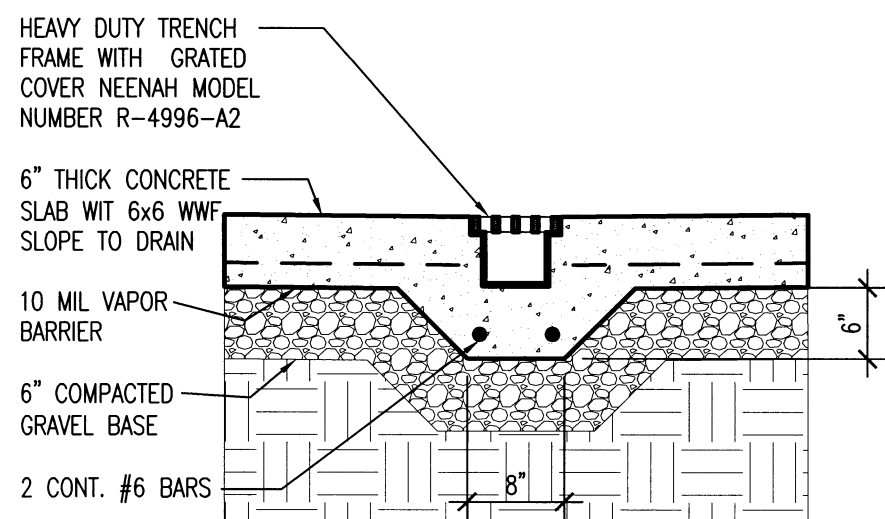
**2 THICKENED SLAB DETAIL**

2 S3.2 SCALE: 3/4" = 1'-0"



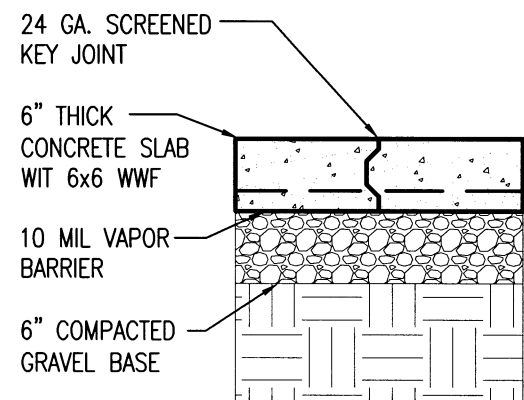
**3 SLAB DETAIL**

3 S3.2 SCALE: 3/4" = 1'-0"



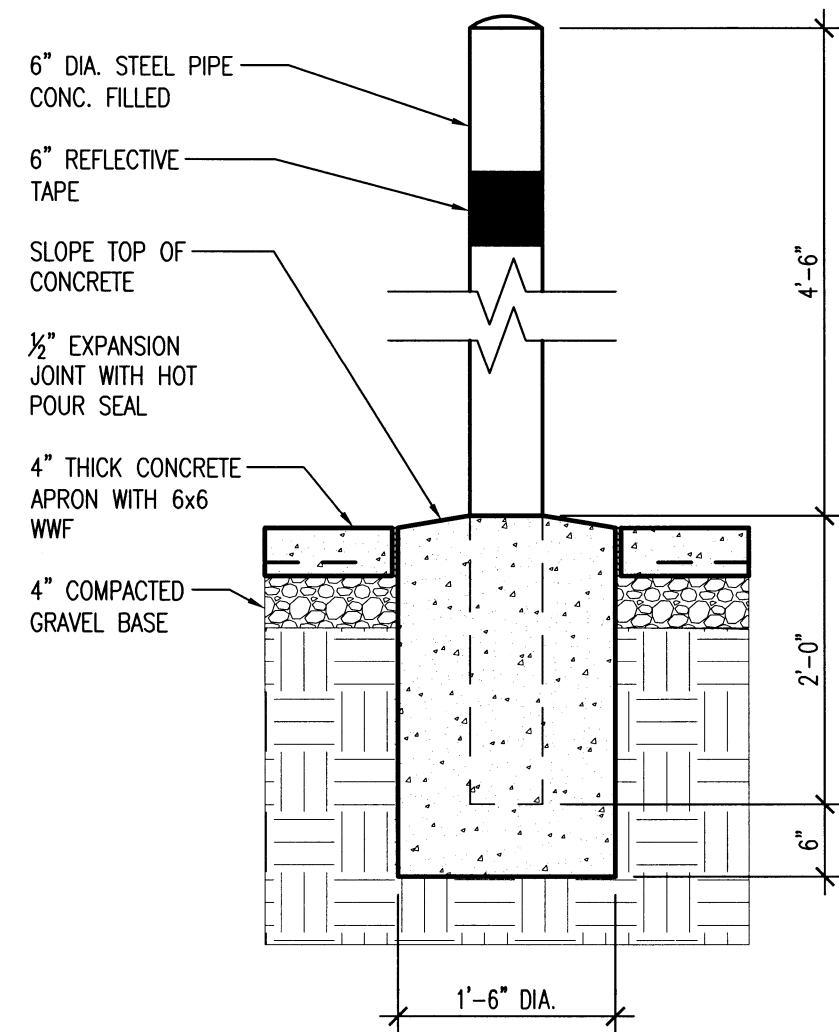
**4 TRENCH DRAIN DETAIL**

4 S3.2 SCALE: 3/4" = 1'-0"



**5 KEY JOINT DETAIL**

5 S3.2 SCALE: 3/4" = 1'-0"




**6 PIPE BOLLARD DETAIL**

6 S3.2 SCALE: 3/4" = 1'-0"



**UNION CO. AREA**  
**HEADQUARTERS/R.E.**  
**OFFICE 76 (EL DORADO) (S)**  
 El Dorado, Arkansas  
 Union County




DATE: APRIL 16, 2019  
 JOB NO: 070480  
 DRAWN BY: KB  
 REVISIONS:

**S3.2**  
 34 OF 59

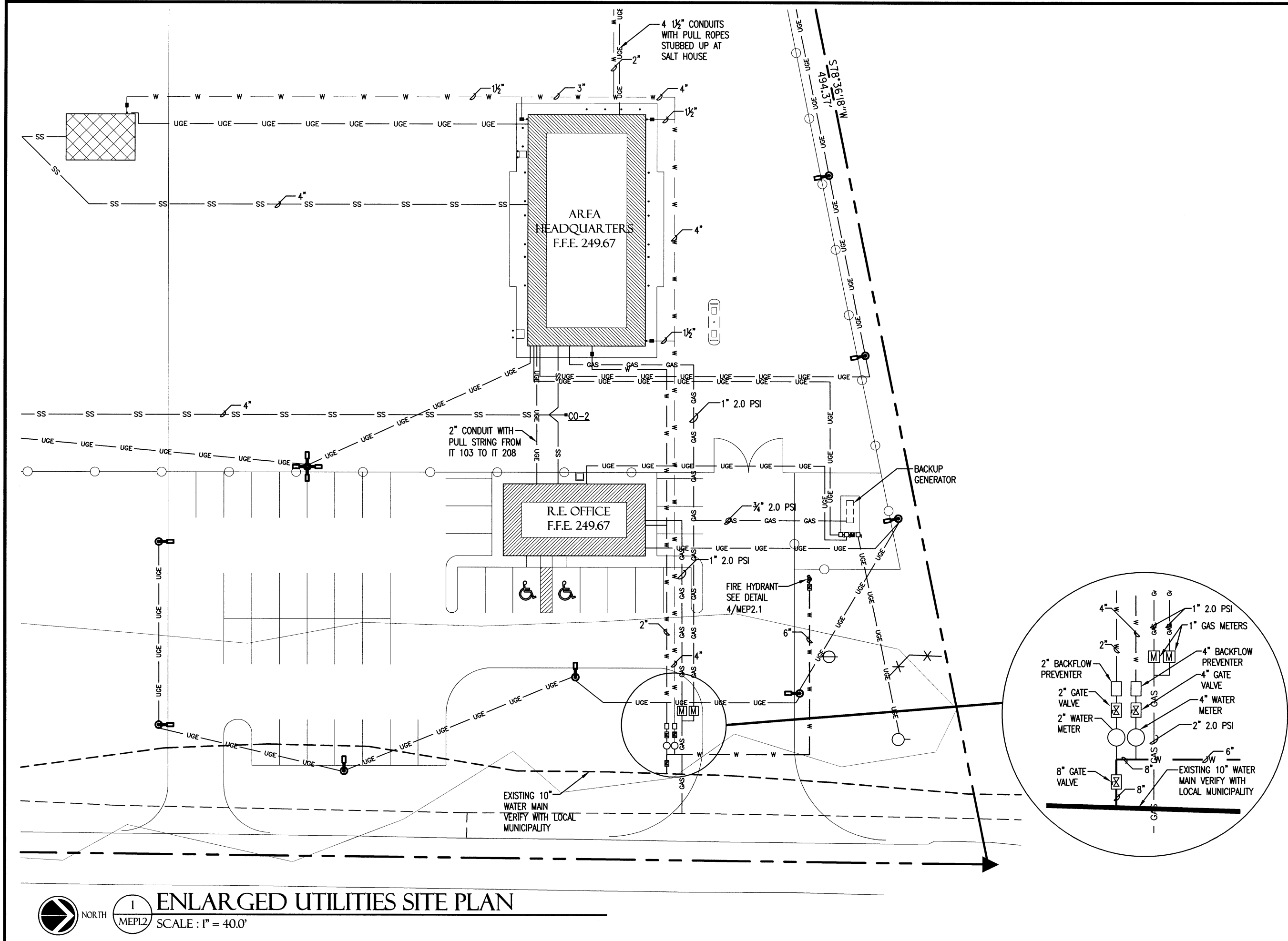


**UNION CO. AREA  
 HEADQUARTERS/R.E.  
 OFFICE 76 (EL DORADO) (S)**  
 El Dorado, Arkansas  
 Union County

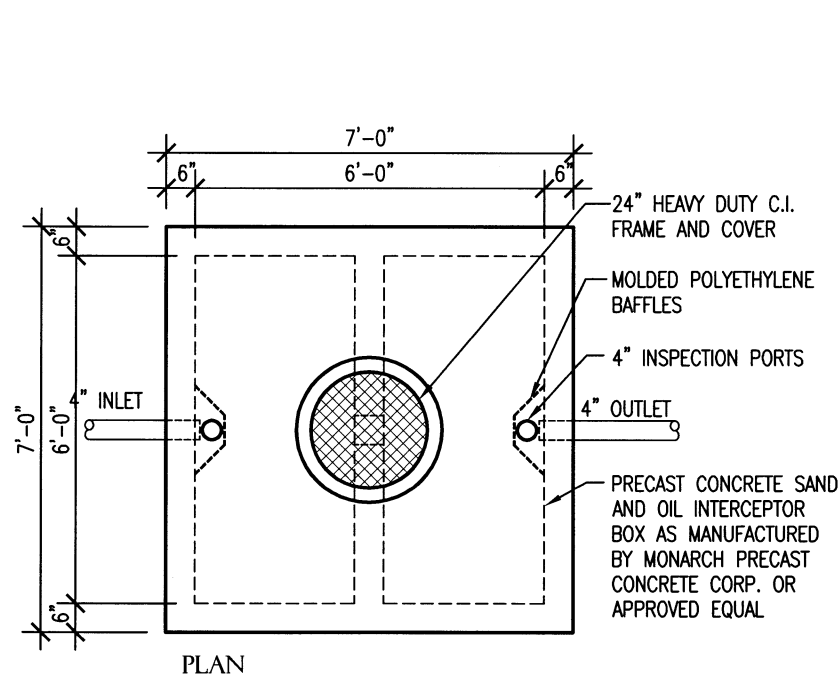


DATE: APRIL 16, 2019  
 JOB NO: 070480  
 DRAWN BY: KB  
 REVISIONS:

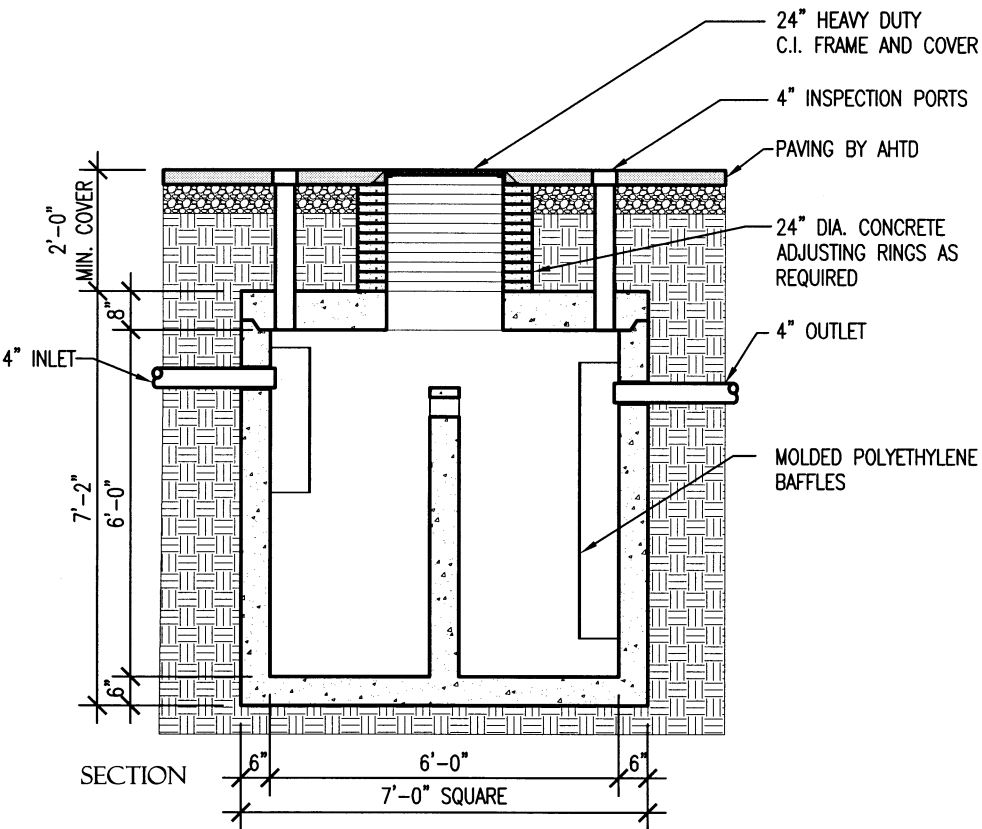
**MEP1.2**  
 36 OF 59



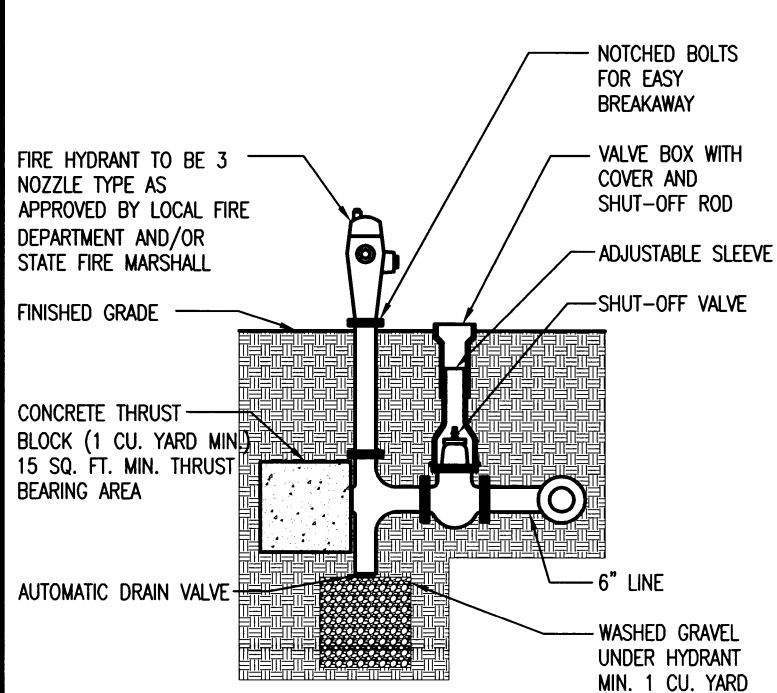
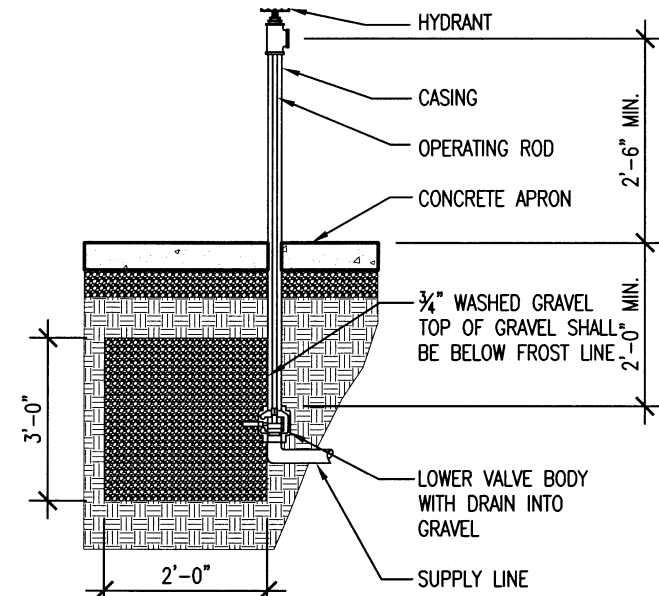
**ENLARGED UTILITIES SITE PLAN**  
 ME1.2 SCALE: 1" = 40.0'



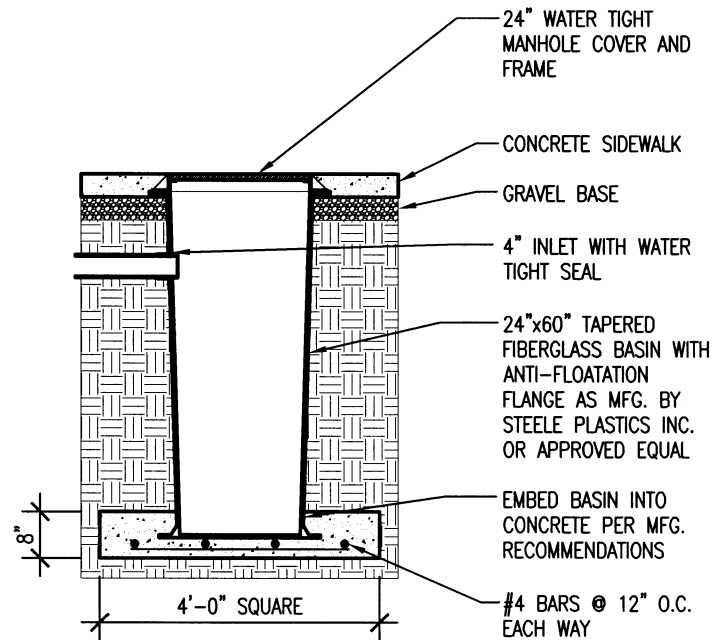
**1 SAND AND OIL INTERCEPTOR DETAIL**  
MEP2.1 SCALE: NO SCALE



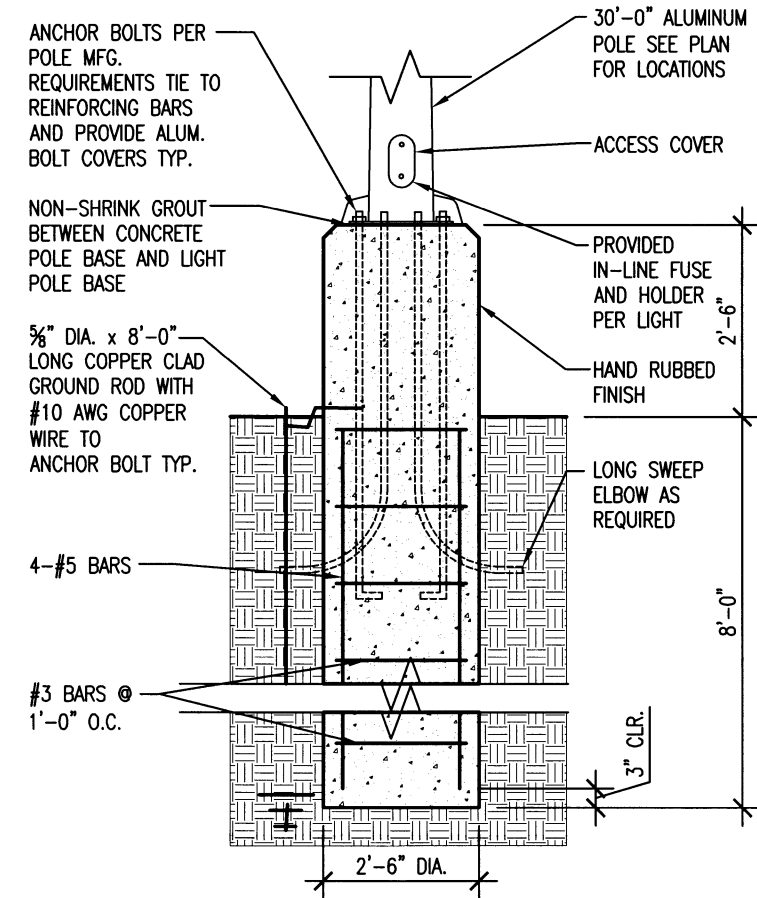
**2 FREEZELESS HYDRANT DETAIL**  
MEP2.1 SCALE: NO SCALE



**3 FIRE HYDRANT DETAIL**  
MEP2.1 SCALE: NO SCALE




**4 OIL CONTAINMENT BASIN DETAIL**  
MEP2.1 SCALE: NO SCALE



**4 LIGHT POLE BASE DETAIL**  
MEP2.1 SCALE: NO SCALE



**UNION CO. AREA**  
**HEADQUARTERS/R.E.**  
**OFFICE 76 (EL DORADO) (S)**  
El Dorado, Arkansas  
Union County



DATE: APRIL 16, 2019  
JOB NO: 070480  
DRAWN BY: KB  
REVISIONS:

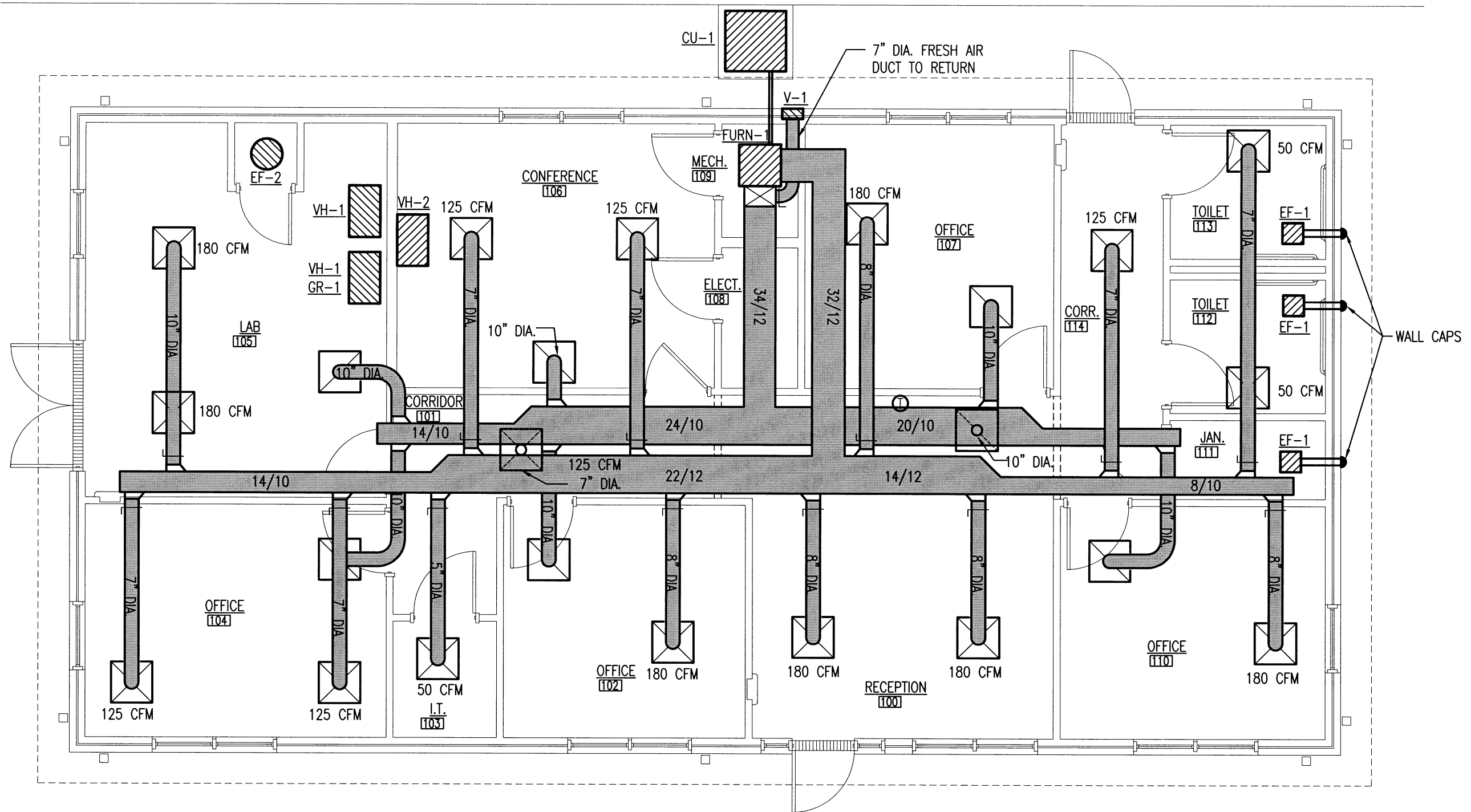
**MEP2.1**

**UNION CO. AREA**  
**HEADQUARTERS/R.E.**  
**OFFICE 76 (EL DORADO) (S)**  
 El Dorado, Arkansas  
 Union County



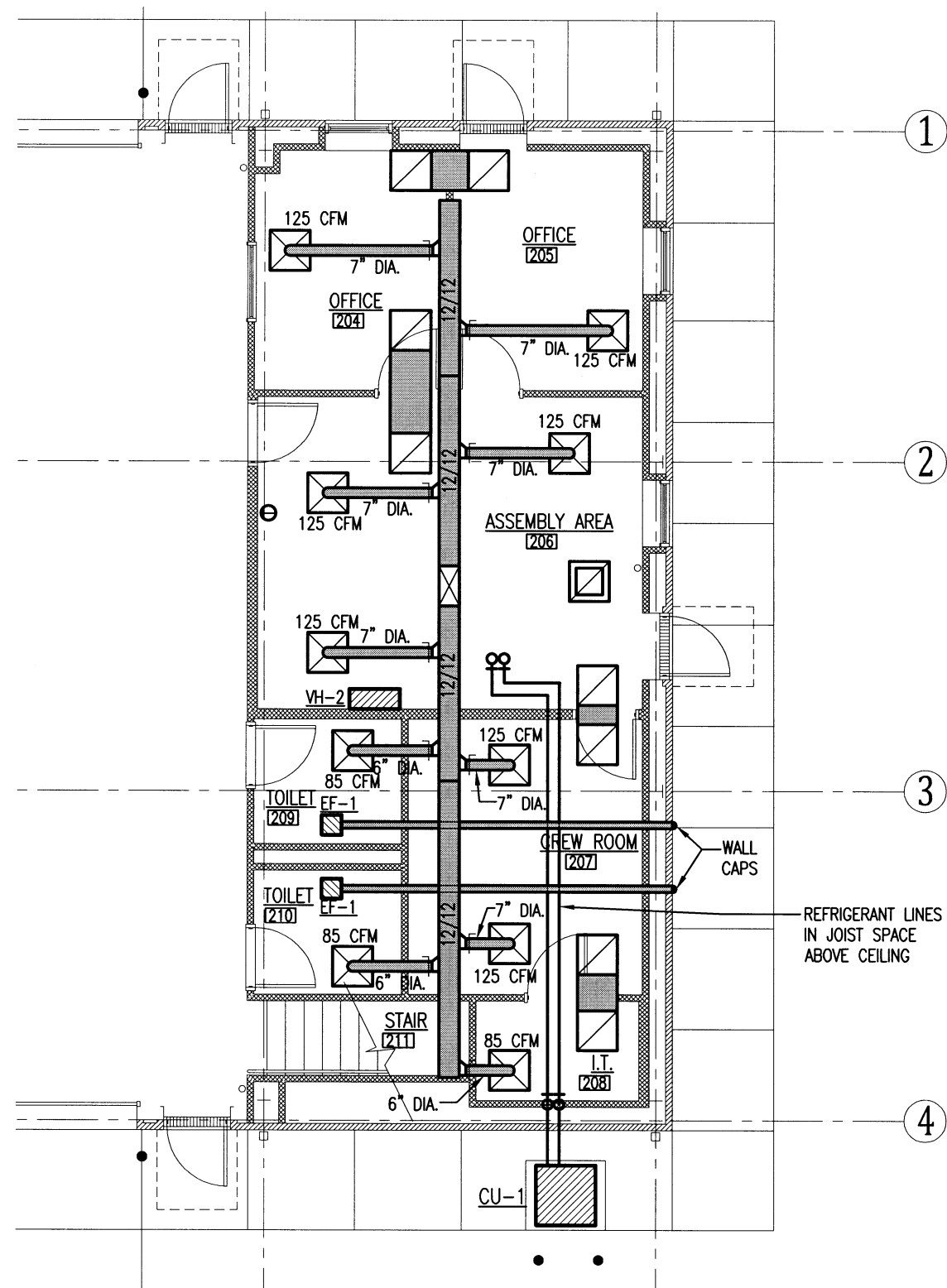
DATE: APRIL 16, 2019  
 JOB NO: 070480  
 DRAWN BY: KB  
 REVISIONS:

**M1.1**  
 38 OF 59




**R.E. OFFICE HVAC FLOOR PLAN**  
 SCALE: 3/16" = 1'-0"





UNION CO. AREA  
 HEADQUARTERS/R.E.  
 OFFICE 76 (EL DORADO) (S)  
 El Dorado, Arkansas  
 Union County



DATE: APRIL 16, 2019  
 JOB NO: 070480  
 DRAWN BY: KB  
 REVISIONS:

M2.1  
 39 OF 59



1  
 M2.1

AREA HEADQUARTERS ENLARGED HVAC FLOOR PLAN

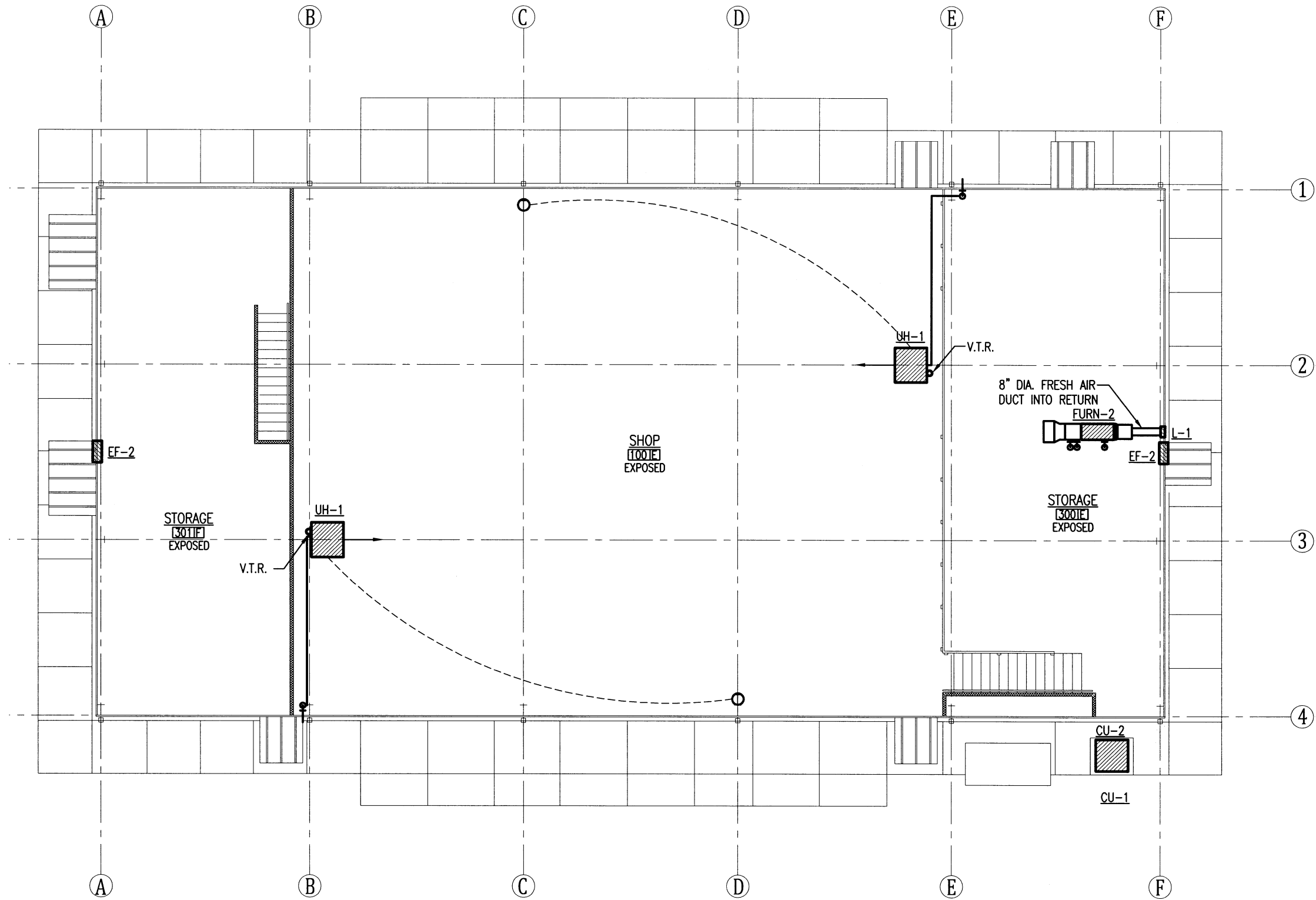
SCALE: 1/8" = 1'-0"

**UNION CO. AREA  
 HEADQUARTERS/R.E.  
 OFFICE 76 (EL DORADO) (S)**  
 El Dorado, Arkansas  
 Union County



DATE: APRIL 16, 2019  
 JOB NO: 070480  
 DRAWN BY: KB  
 REVISIONS:

**M2.2**  
 40 OF 59



**1** AREA HEADQUARTERS HVAC UPPER LEVEL FLOOR PLAN  
 SCALE: 3/32" = 1'-0"

## MECHANICAL EQUIPMENT SCHEDULE

MARK	MANUFACTURER	MODEL	REMARKS
CU-1	CARRIER OR EQUAL	24ANB160A003 INFINITY SERIES TOW STAGE AIR CONDITIONER WITH PURON 5 TONS COOLING 21 SEER @ ARI CONDITIONS WITH CNPVP6024ALA EVAPORATOR COIL AND SYSTXCCITW01 TOUCH CONTROL	
CU-2	CARRIER OR EQUAL	24ANB124A003 INFINITY SERIES TOW STAGE AIR CONDITIONER WITH PURON 2 TONS COOLING 21 SEER @ ARI CONDITIONS WITH CNPVP3717ALA EVAPORATOR COIL AND SYSTXCCITW01 TOUCH CONTROL	
FURN-1	CARRIER OR EQUAL	59TN6A100V21-22 INFINITY TWO STAGE, VARIABLE SPEED 4 WAY MULTIPOISE 98,000 BTU 96% AFUE GAS FURNACE	
FURN-2	CARRIER OR EQUAL	59TN6A060V17-14 INFINITY TWO STAGE, VARIABLE SPEED 4 WAY MULTIPOISE 58,000 BTU 96% AFUE GAS FURNACE	
UH-1	REZNOR OR EQUAL	UEAS130 SUPER HIGH EFFICIENCY SEPARATED COMBUSTION, LOW STATIC UNIT HEATER 93% AFUE	MOUNT BOTTOM AT 17'-0" A.F.F.
EF-1	BROAN OR EQUAL	QTXE080 EXHAUST FAN WITH BACKDRAFT DAMPER	
EF-2	DAYTON OR EQUAL	48C184 UPBLAST VENTILATOR 11" WHEEL 115V WITH BACKDRAFT DAMPER AND SPEED CONTROL	MOUNT ON ROOF WITH CURB
EF-3	GREENHECK OR EQUAL	SBE-3L36-10	PROVIDE MOTORIZED DAMPER, 45° WEATHER HOOD AND OSHA MOTOR SIDE GUARD
VH-1	BROAN OR EQUAL	89000 460 CFM STAINLESS STEEL VENT HOOD	
VH-2	BROAN OR EQUAL	QS330SS NON DUCTED VENT HOOD	
GR-1	VULCAN OR EQUAL	900RX 36"x24" TABLE TOP GRIDDLE PLATE	
L-1	RUSKIN OR EQUAL	ELF6375DXH 12"x12" EXTRUDED ALUMINUM LOUVER WITH INSECT SCREEN	COLOR TO MATCH EXTERIOR WALL COLOR



**UNION CO. AREA**  
**HEADQUARTERS/R.E.**  
**OFFICE 76 (EL DORADO) (S)**  
 El Dorado, Arkansas  
 Union County



DATE: APRIL 16, 2019  
**JOB NO: 070480**  
 DRAWN BY: KB  
 REVISIONS:

M3.1

41 OF 59

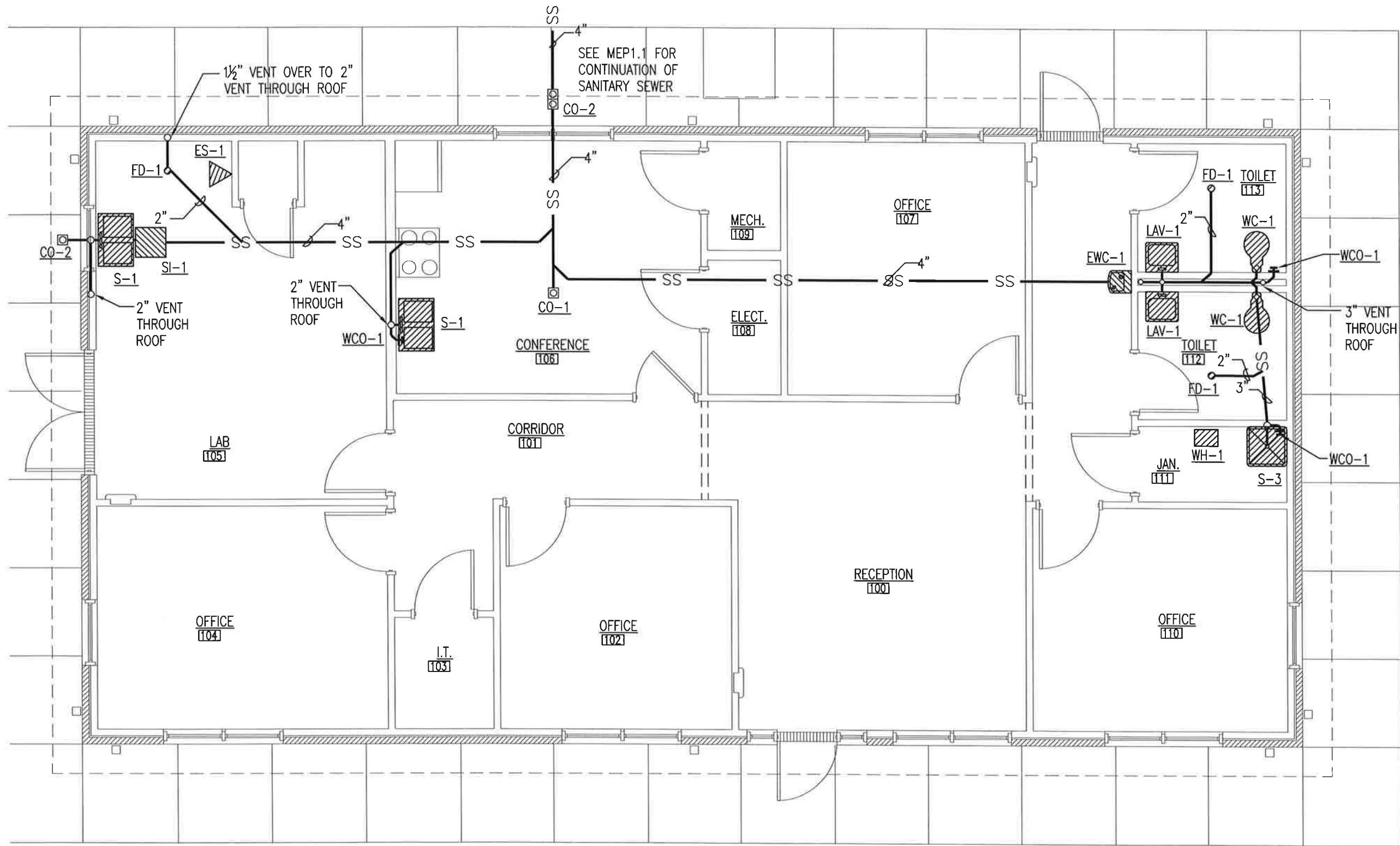
**UNION CO. AREA  
 HEADQUARTERS/R.E.  
 OFFICE 76 (EL DORADO) (S)**

El Dorado, Arkansas  
 Union County



DATE: APRIL 16, 2019  
 JOB NO: 070480  
 DRAWN BY: KB  
 REVISIONS: JUNE 13, 2019

**P1.1**



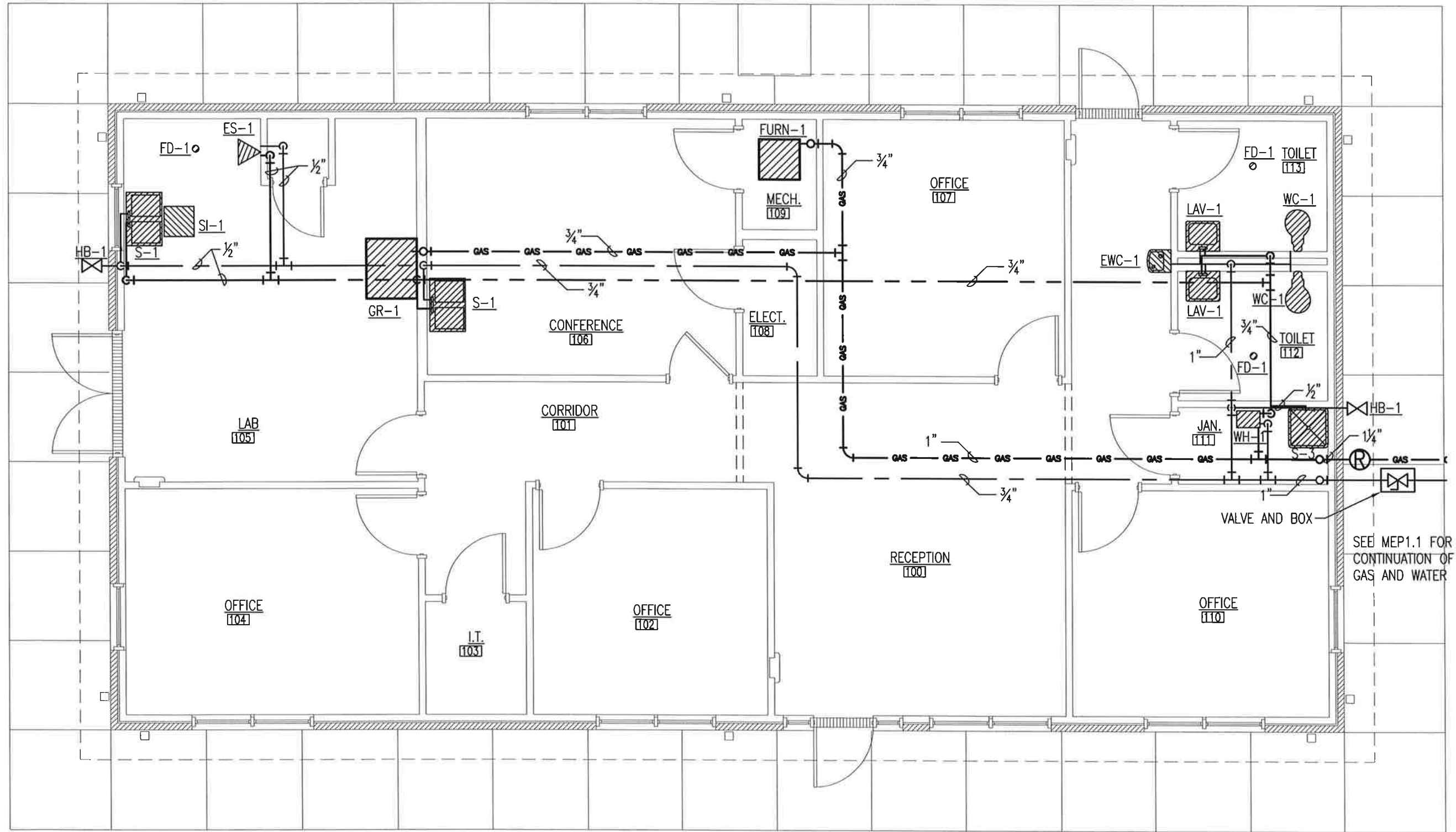
**R.E. OFFICE SANITARY SEWER PLAN**  
 SCALE: 3/16" = 1'-0"

**UNION CO. AREA  
 HEADQUARTERS/R.E.  
 OFFICE 76 (EL DORADO) (S)**  
 El Dorado, Arkansas  
 Union County



DATE: APRIL 16, 2019  
 JOB NO: 070480  
 DRAWN BY: KB  
 REVISIONS: JUNE 13, 2019

**P1.2**  
 43 OF 59




**R.E. OFFICE PIPING PLAN**  
 SCALE: 3/16" = 1'-0"



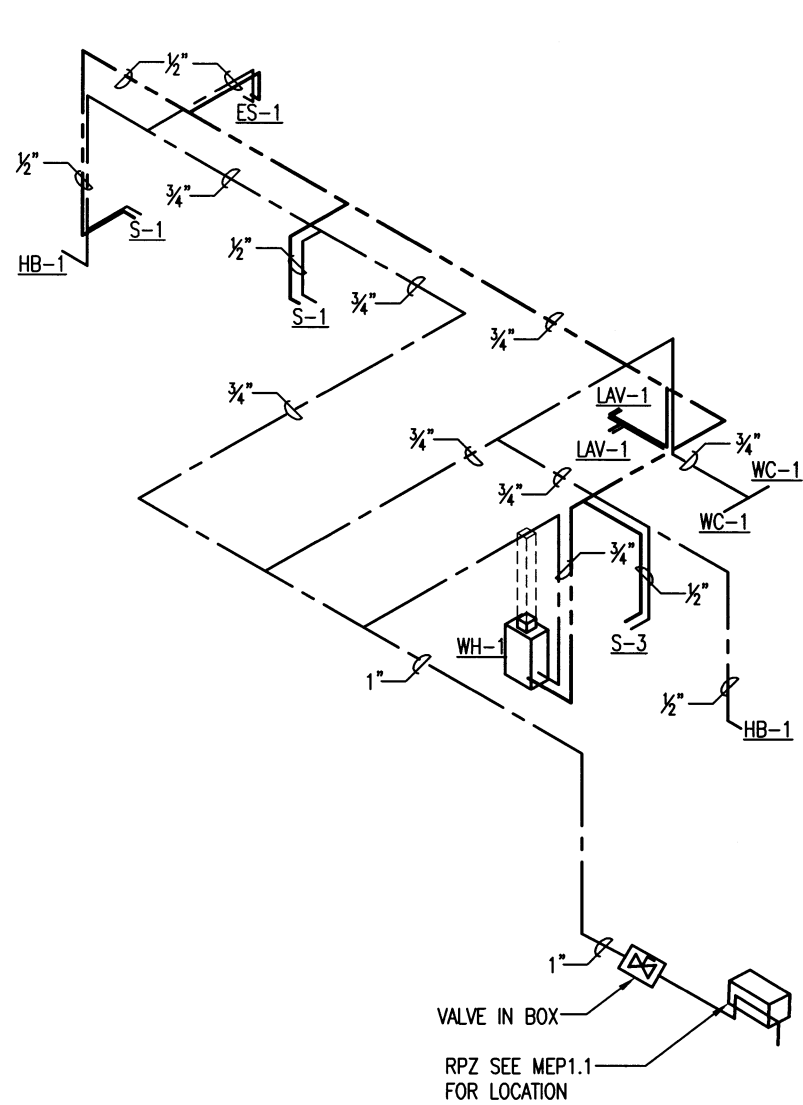


**UNION CO. AREA**  
**HEADQUARTERS/R.E.**  
**OFFICE 76 (EI DORADO) (S)**  
 El Dorado, Arkansas  
 Union County

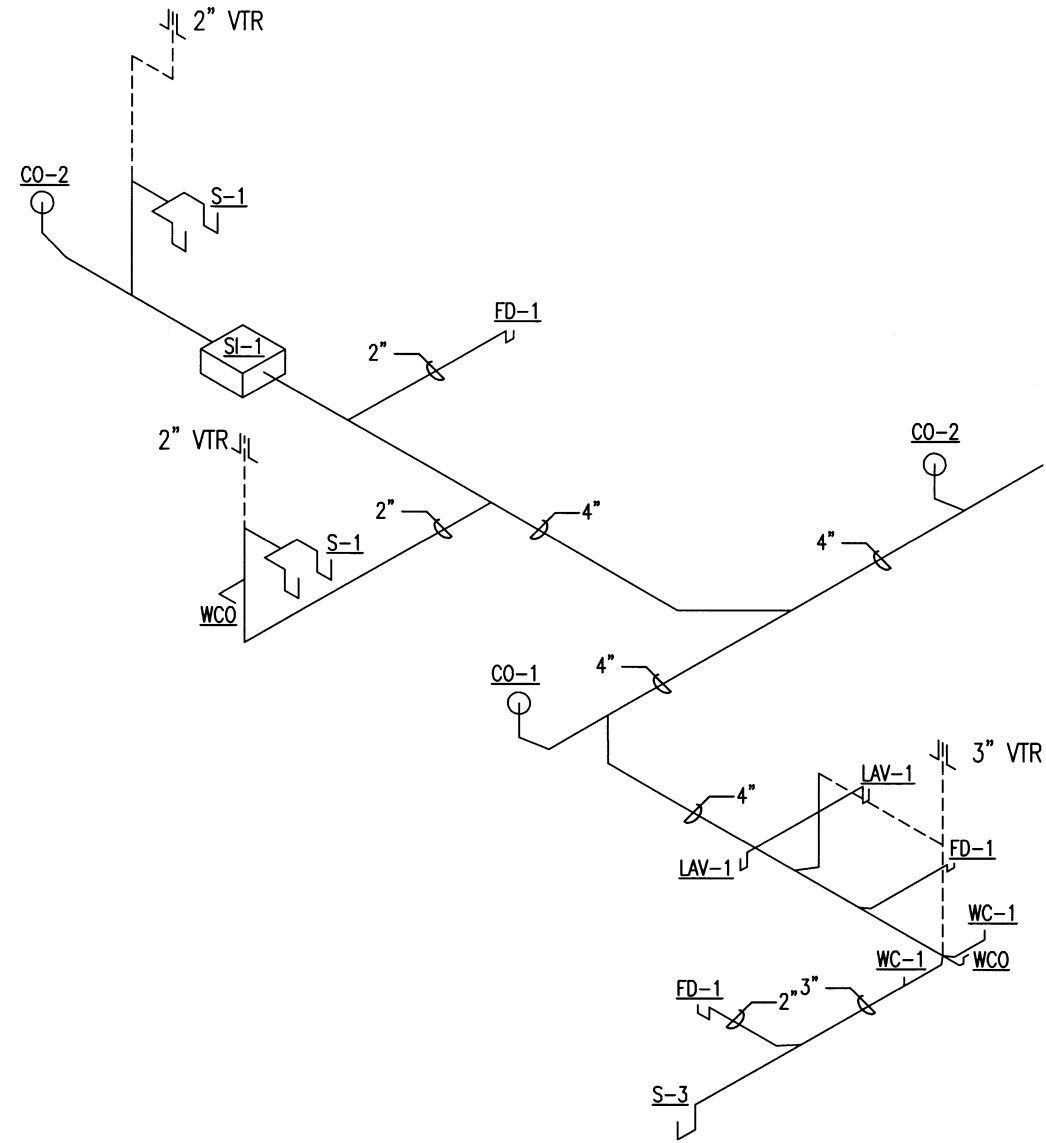


DATE: APRIL 16, 2019  
 JOB NO: 070480  
 DRAWN BY: KB  
 REVISIONS:

**P1.3**  
 44 OF 59




**1 DOMESTIC WATER RISER DIAGRAM**  
 PI.3 SCALE: NO SCALE



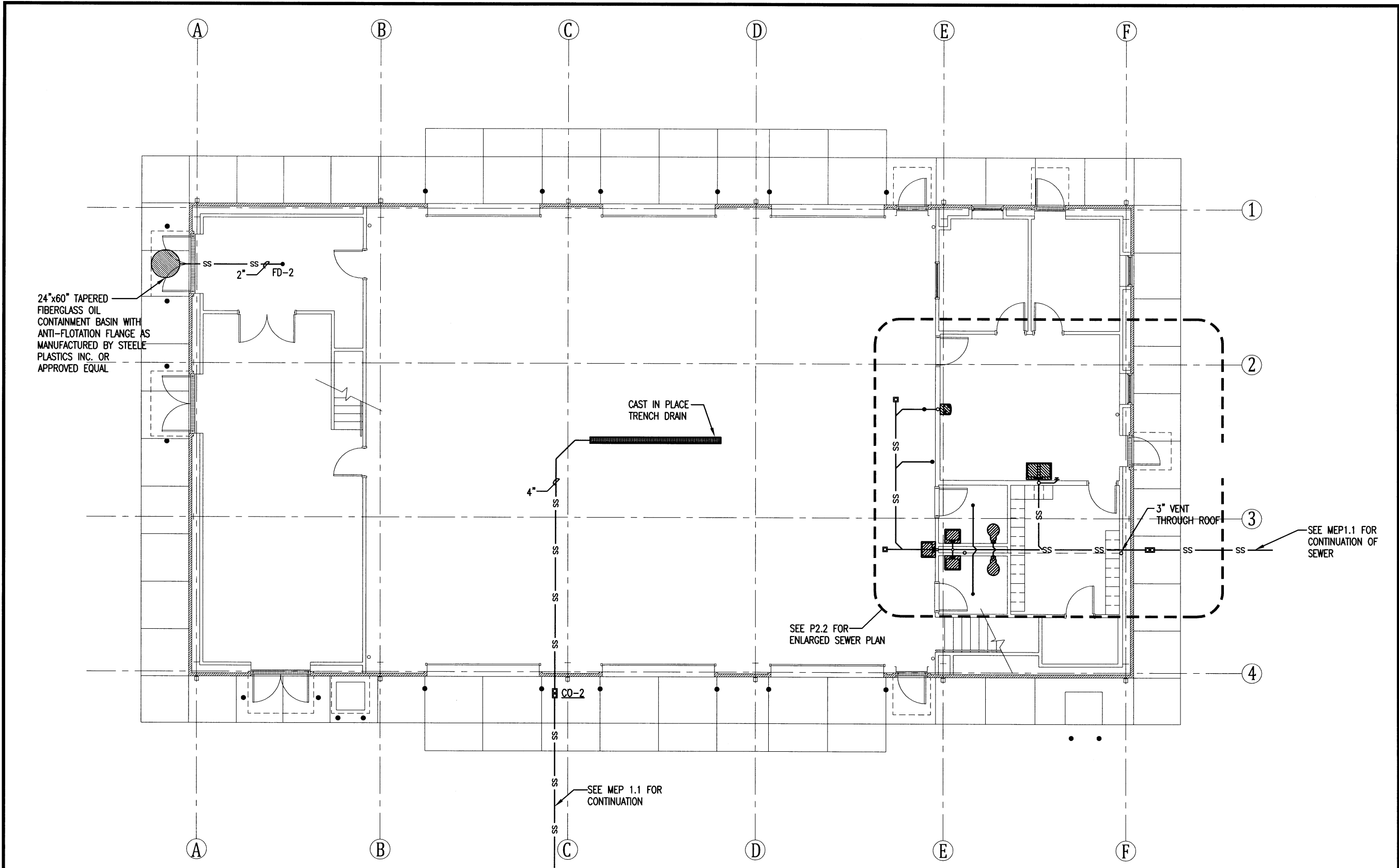
**2 SANITARY SEWER RISER DIAGRAM**  
 PI.3 SCALE: NO SCALE

**UNION CO. AREA**  
**HEADQUARTERS/R.E.**  
**OFFICE 76 (EI DORADO) (S)**  
 El Dorado, Arkansas  
 Union County



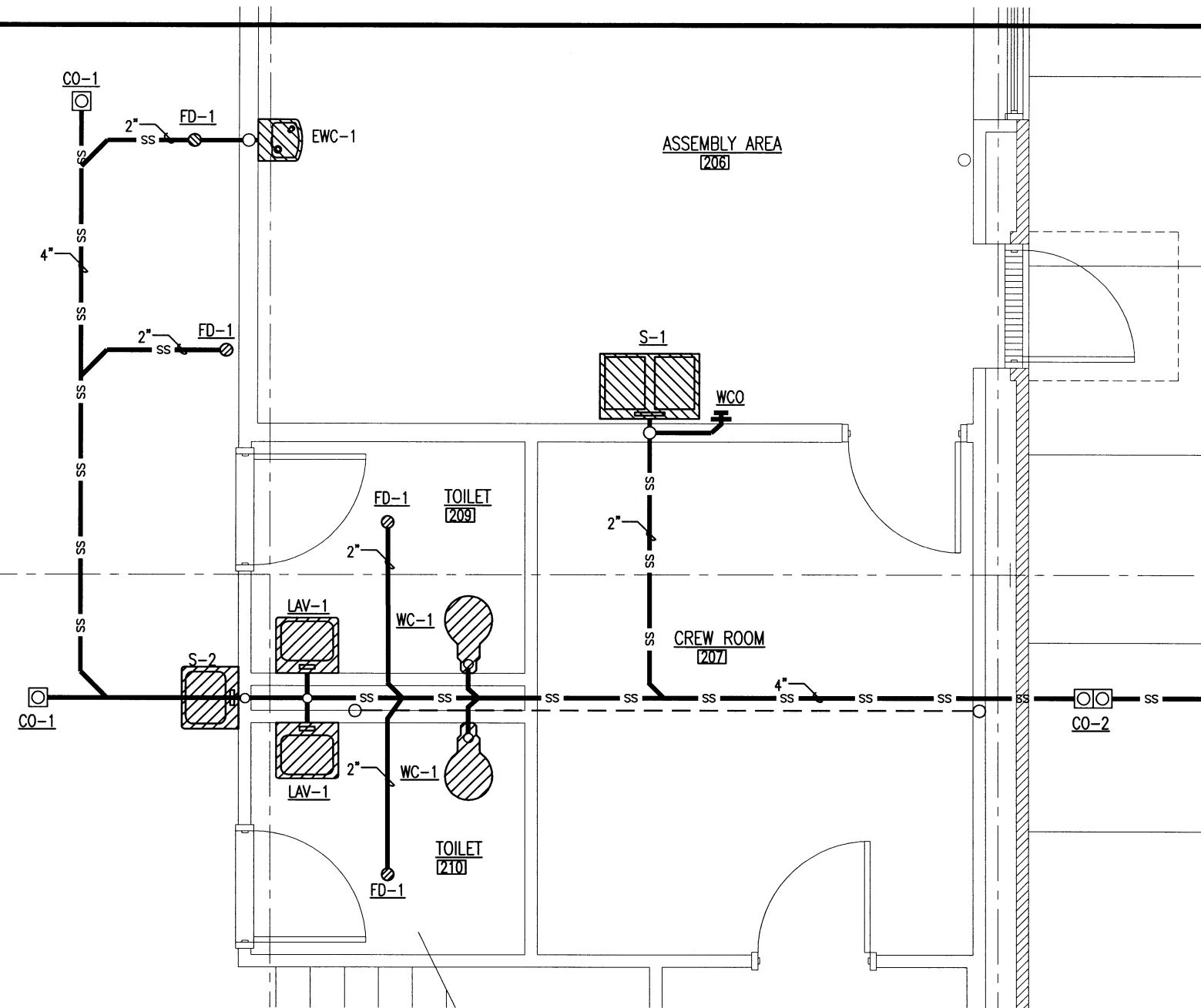
DATE: APRIL 16, 2019  
 JOB NO: 070480  
 DRAWN BY: KB  
 REVISIONS:

**P2.1**  
 45 OF 59

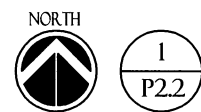


NORTH  
 1  
 A2.1 **AREA HEADQUARTERS SEWER PLAN**  
 SCALE:  $\frac{3}{32}'' = 1'-0''$



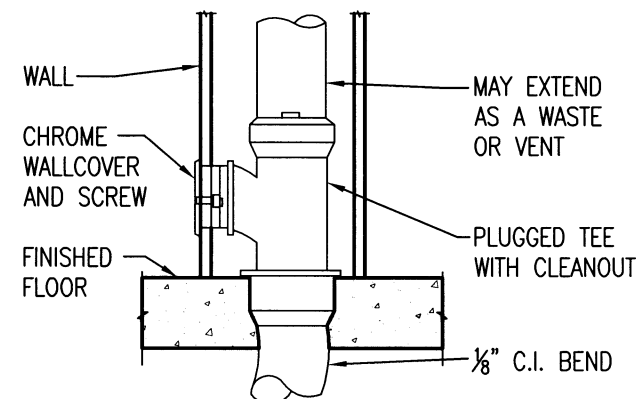


**AREA HEADQUARTERS  
ENLARGED SANITARY SEWER PLAN**



1  
P2.2

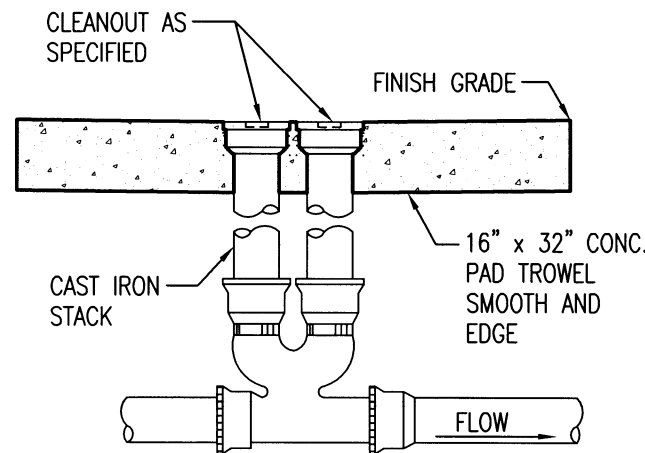
SCALE: 1/4" = 1'-0"



4  
P2.2

**WALL CLEANOUT (WCO)**

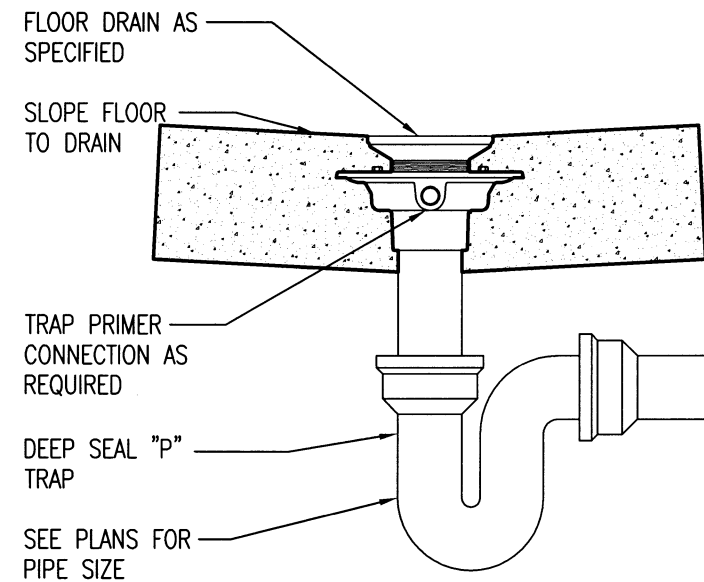
SCALE: NO SCALE



5  
P2.2

**DOUBLE CLEANOUT**

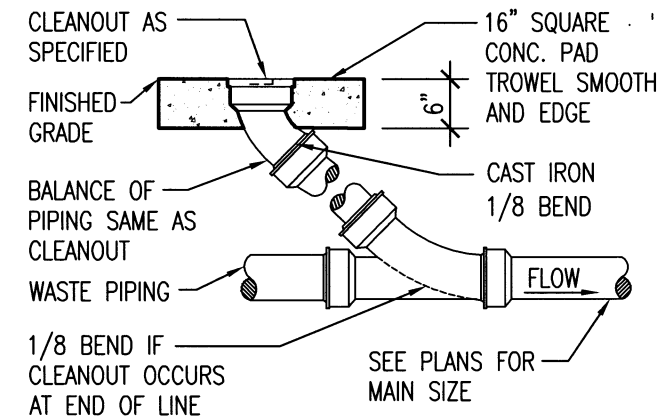
SCALE: NO SCALE



2  
P2.2

**FLOOR DRAIN**

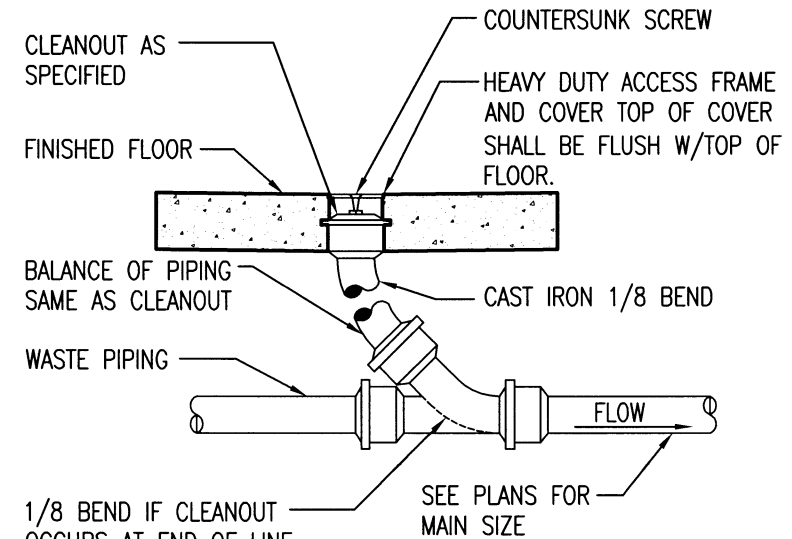
SCALE: NO SCALE



3  
P2.2

**CLEANOUT TO GRADE**

SCALE: NO SCALE




6  
P2.2

**FLOOR CLEANOUT**

SCALE: NO SCALE




**UNION CO. AREA  
HEADQUARTERS/R.E.  
OFFICE 76 (EL DORADO) (S)**  
El Dorado, Arkansas  
Union County



DATE: APRIL 16, 2019  
JOB NO: 070480  
DRAWN BY: KB  
REVISIONS:

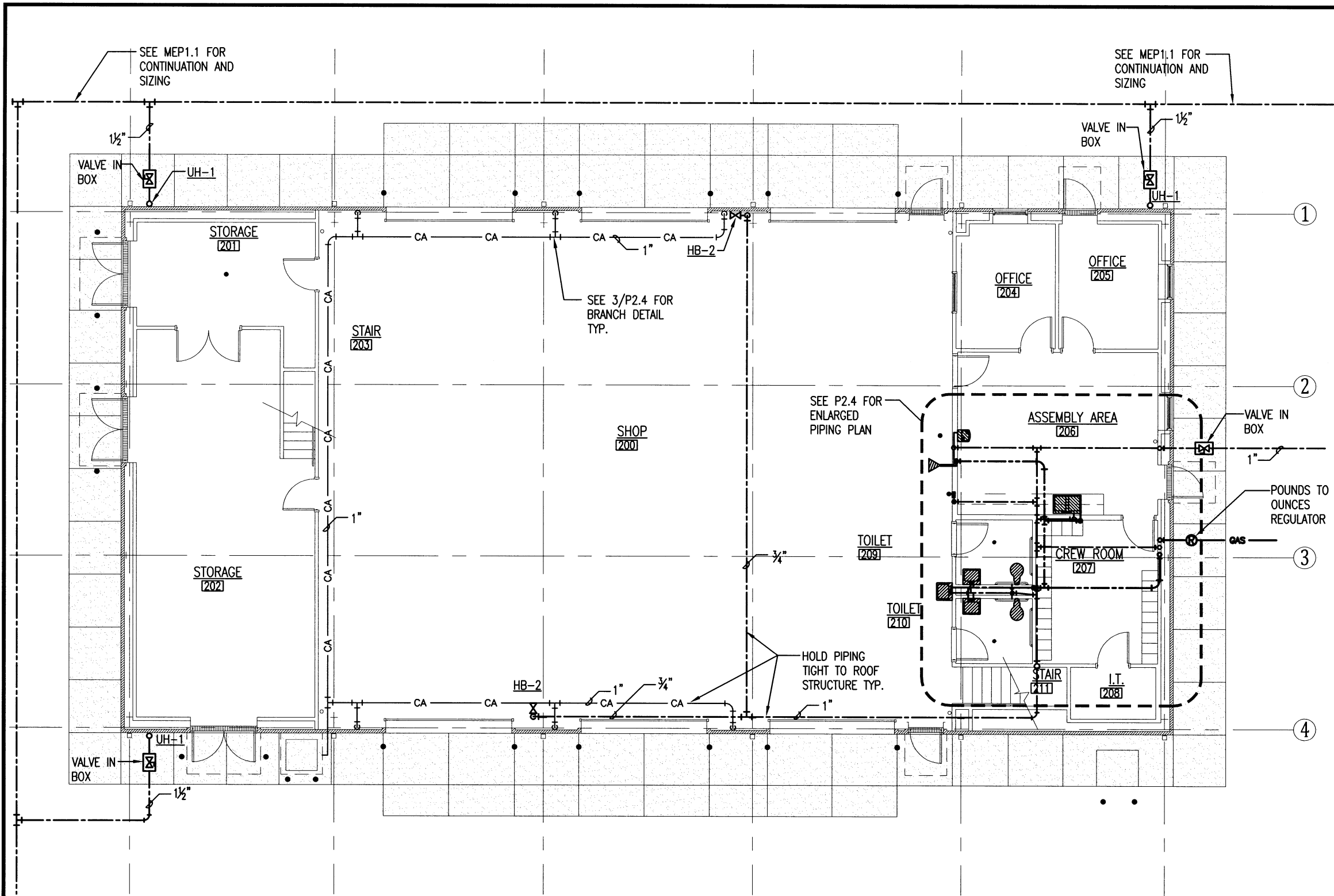
**P2.2**

**UNION CO. AREA  
 HEADQUARTERS/R.E.  
 OFFICE 76 (EI DORADO) (S)**  
 El Dorado, Arkansas  
 Union County




DATE: APRIL 16, 2019  
 JOB NO: 070480  
 DRAWN BY: KB  
 REVISIONS:

**P2.3**  
 47 OF 59



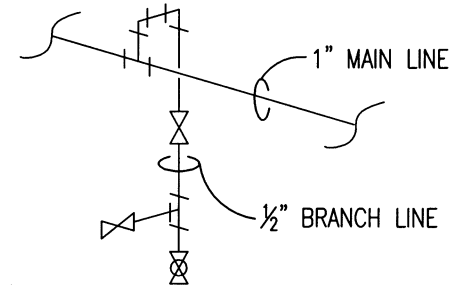
NORTH  
  
**1** AREA HEADQUARTERS SANITARY SEWER PLAN  
 P2.3 SCALE: 3/32" = 1'-0"

**UNION CO. AREA  
 HEADQUARTERS/R.E.  
 OFFICE 76 (EL DORADO) (S)**  
 El Dorado, Arkansas  
 Union County

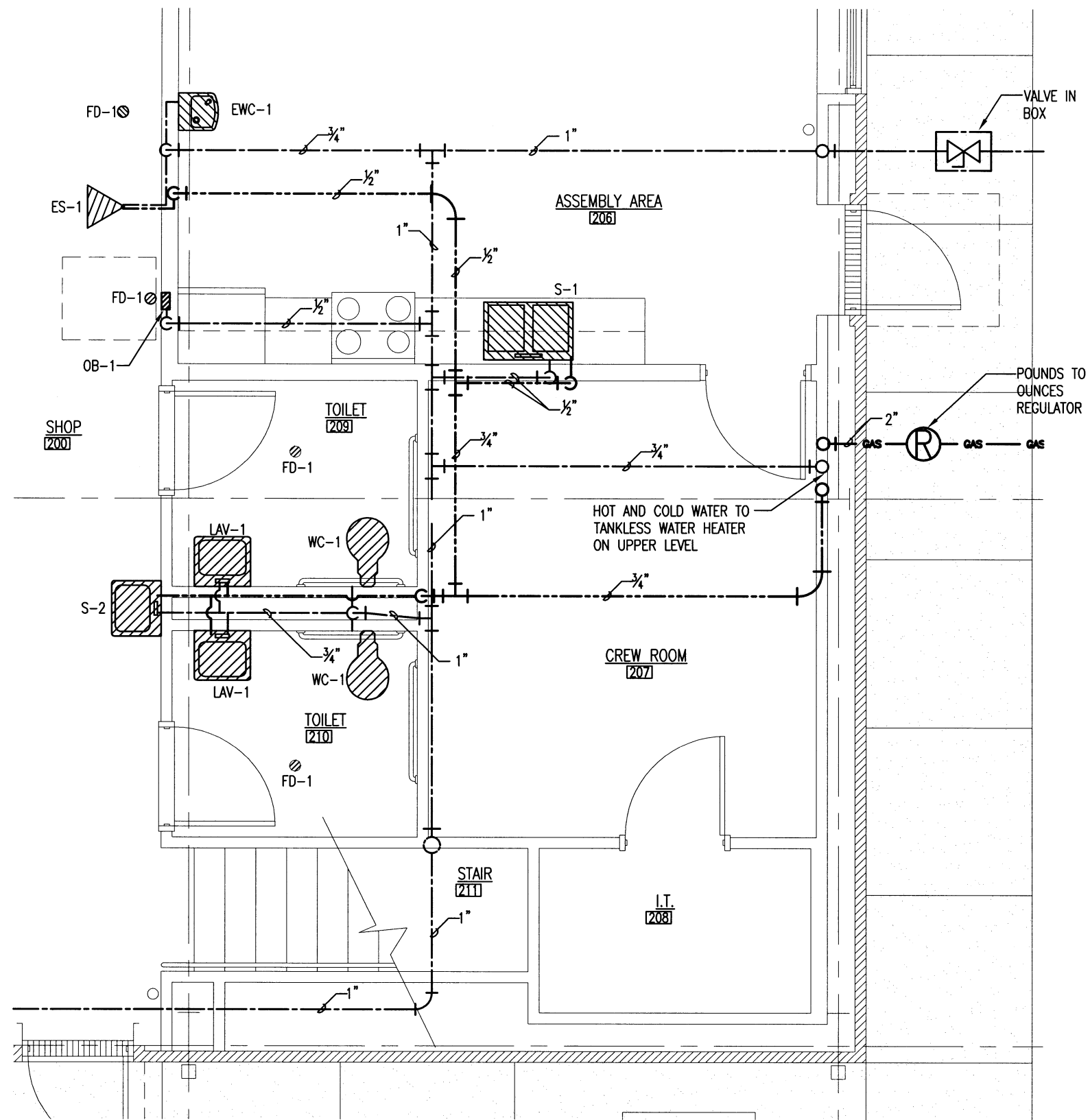


DATE: APRIL 16, 2019  
 JOB NO: 070480  
 DRAWN BY: KB  
 REVISIONS:

**P2.4**  
 48 OF 59




**2**  
**P2.4** COMPRESSED AIR BRANCH DETAIL  
 SCALE: NO SCALE



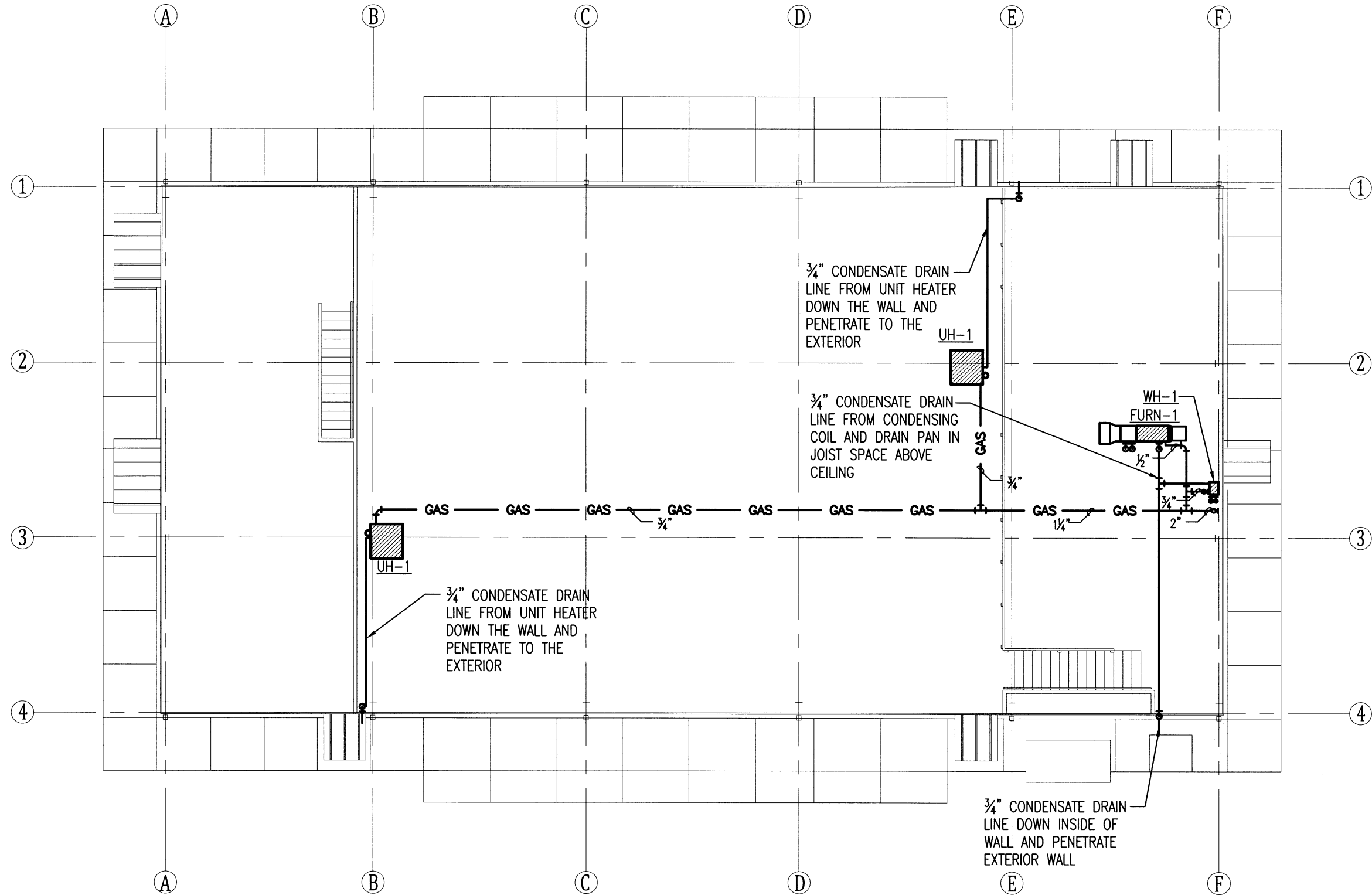
**1**  
**P2.4** AREA HEADQUARTERS ENLARGED PIPING PLAN  
 SCALE: 1/4" = 1'-0"

**UNION CO. AREA  
 HEADQUARTERS/R.E.  
 OFFICE 76 (EL DORADO) (S)**  
 El Dorado, Arkansas  
 Union County

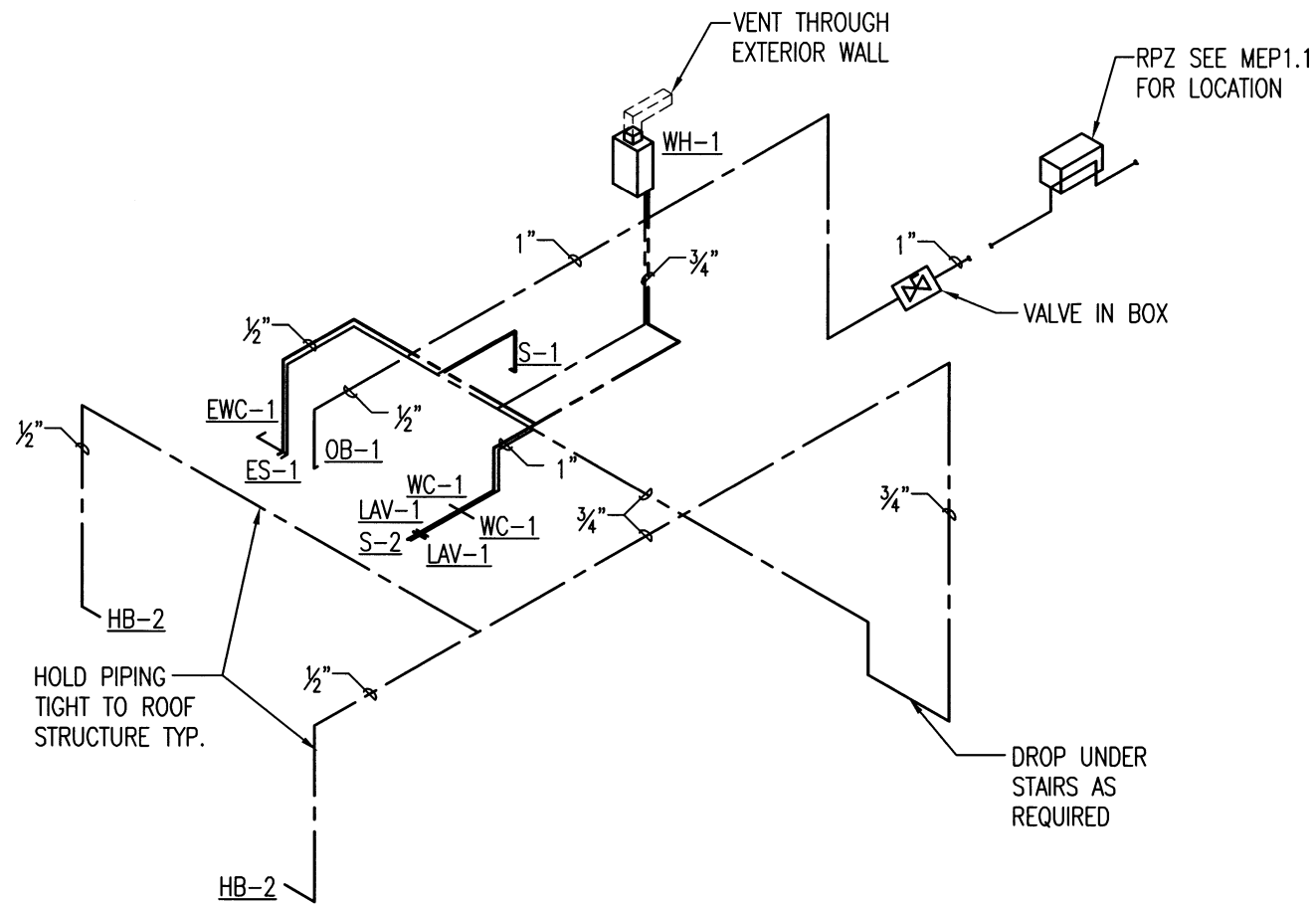


DATE: APRIL 16, 2019  
 JOB NO: 070480  
 DRAWN BY: KB  
 REVISIONS:

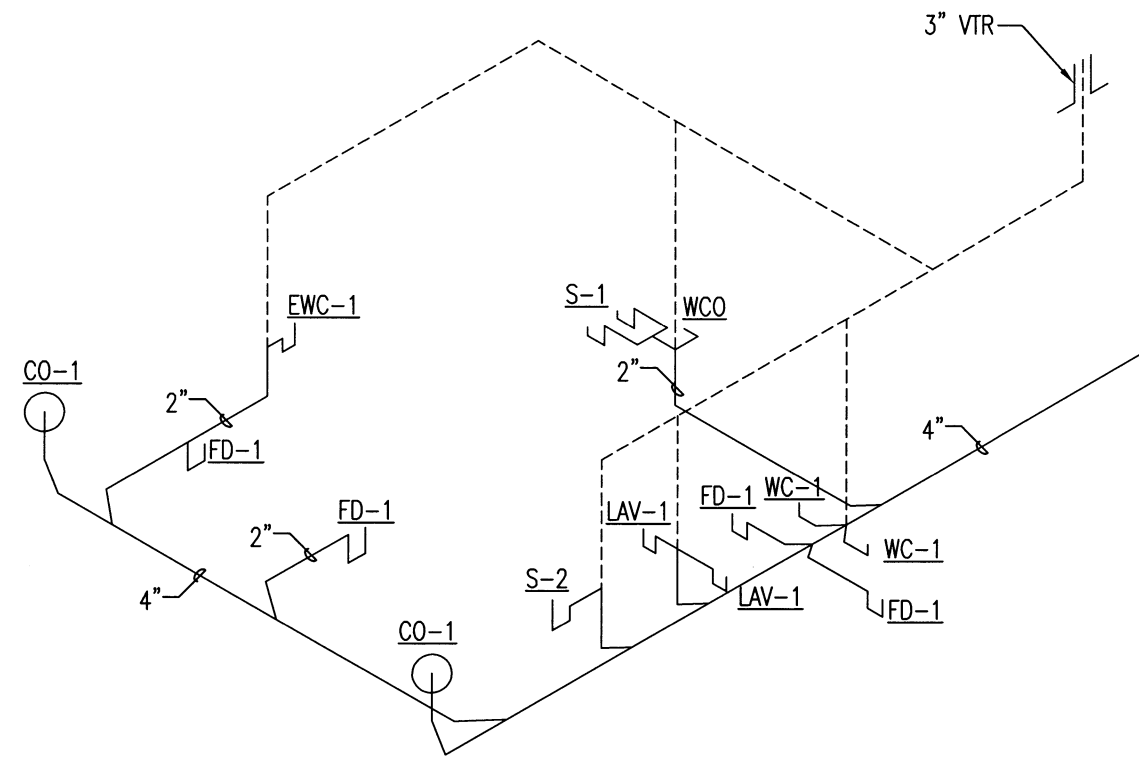
**P2.5**  
 49 OF 59



NORTH  
  
**1** AREA HEADQUARTERS UPPER LEVEL PIPING PLAN  
 P2.5 SCALE: 3/32" = 1'-0"




1 DOMESTIC WATER RISER DIAGRAM  
P2.6 SCALE: NO SCALE



2 SANITARY SEWER RISER DIAGRAM  
P2.6 SCALE: NO SCALE



UNION CO. AREA  
HEADQUARTERS/R.E.  
OFFICE 76 (EL DORADO) (S)  
El Dorado, Arkansas  
Union County



DATE: APRIL 16, 2019  
JOB NO: 070480  
DRAWN BY: KB  
REVISIONS:

P2.6  
50 OF 59

## PLUMBING FIXTURE SCHEDULE


MARK	MANUFACTURER	MODEL	REMARKS
WC-1	AMERICAN STANDARD	3461.660.020 "MADERA" 1.6 GPF ADA EVERCLEAN TOILET WITH SELECTRONIC EXPOSED BATTERY FLUSH VALVE SYSTEM PROVIDE 5910.110.020 SEAT	RIM SHALL BE MOUNTED AT 17" A.F.F.
LAV-1	AMERICAN STANDARD	0356.012 "LUCERNE" WALL MOUNTED SINK ADA WITH 7385.043 "RELIANT 3" SINGLE CONTROL CENTERSET WITH GRID DRAIN.	RIM SHALL BE MOUNTED AT 34" A.F.F. PROVIDE CONCEALED CARRIER AND ADA COMPLIANT INSULATION WRAP ON EXPOSED PIPING AND DRAIN
S-1	AMERICAN STANDARD	15DB.332284 "PREVOIR" 18 GAUGE STAINLESS STEEL DROP-IN 33 $\frac{3}{8}$ " BY 22" 2-BOWL KITCHEN SINK WITH 4205.001 "RELIANT" SINGLE CONTROL KITCHEN FAUCET	
S-2	AMERICAN STANDARD	7695.008 "AKRON" CAST IRON WALL MOUNTED SERVICE SINK WITH 8351.076 SERVICE SINK FAUCET WITH VACUUM BREAKER SPOUT AND 7798.020 TRAP STANDARDS	
S-3	ZURN	Z5850 28"x28" ENAMELED CAST IRON CORNER FLOOR SINK WITH Z843M1 8" SERVICE SINK FAUCET WITH VACUUM BREAKER AND D3 DRAIN WITH 3" IPS CONNECTION	
EWC-1	ELKAY	EZS8L 120 VOLT WALL MOUNTED BARRIER FREE DRINKING FOUNTAIN	SPOUT SHALL BE MOUNTED AT 36" A.F.F.
FD-1	WADE	1100STD CAST IRON FLOOR DRAIN WITH FLANGE, $\frac{1}{2}$ " PRIMER TAP, 5" DIA. NICKEL BRONZE STRAINER AND "P" TRAP WITH MODEL SS2009V TRAP SEALER BY RECTORSEAL	
SI-1	JAY R. SMITH MFG.	8714 STAINLESS STEEL SOLIDS INTERCEPTOR WITH FINE MESH SCREEN BUCKET LINER	
WH-1	RINNAI	REU-VC2528FFU-US TANKLESS WATER HEATER WITH TANKLESS WATER HEATER DRAIN PAN	
ES-1	HAWS	8320-8309 COMBINATION SHOWER AND EYE/FACE WASH WITH THERMOSTATIC MIXING VALVE	
OB-1	IPS CORPORATION	MDWB1AB ICE MACHINE OUTLET BOX W/ $\frac{3}{8}$ " OUTLET QTR. TURN VALVE $\frac{1}{2}$ " SWEAT / WITH ARRESTER	
HB-1	WOODFORD	B65 ANTI-SIPHON AUTOMATIC DRAINING FREEZELESS WALL HYDRANT WITH ANODIZED ALUMINUM FINISH	
HB-2	WOODFORD	25 ANTI-SIPHON AUTOMATIC DRAINING FREEZELESS WALL HYDRANT	
UH-1	WOODFORD	U150M FREEZELESS UTILITY HYDRANT	
UH-2	WOODFORD	U200W FREEZELESS UTILITY HYDRANT	
CO-1	WADE	6004,1 CAST IRON CLEANOUT WITH THREADED ADJUSTABLE HOUSING, FLANGED FERRULE AND ROUND SECURED HEAVY DUTY TOP.	
CO-2	WADE	6000Z CAST IRON CLEANOUT WITH THREADED ADJUSTABLE HOUSING, FLANGED FERRULE WITH ROUND SCORIATED CAST IRON TRACTOR TYPE COVER.	
WCO-1	WADE	8303 SQUARE WALL ACCESS COVER	

## PLUMBING SYMBOL LEGEND

SYMBOL	DESCRIPTION	SYMBOL	DESCRIPTION	SYMBOL	DESCRIPTION
----	DOMESTIC COLD WATER	-GAS-	GAS NATURAL OR PROPANE		TEE
----	DOMESTIC HOT WATER		ELBOW		TEE DOWN
-SS-	SANITARY SEWER		ELBOW DOWN		TEE UP
-CA-	COMPRESSED AIR		ELBOW UP		GATE VALVE



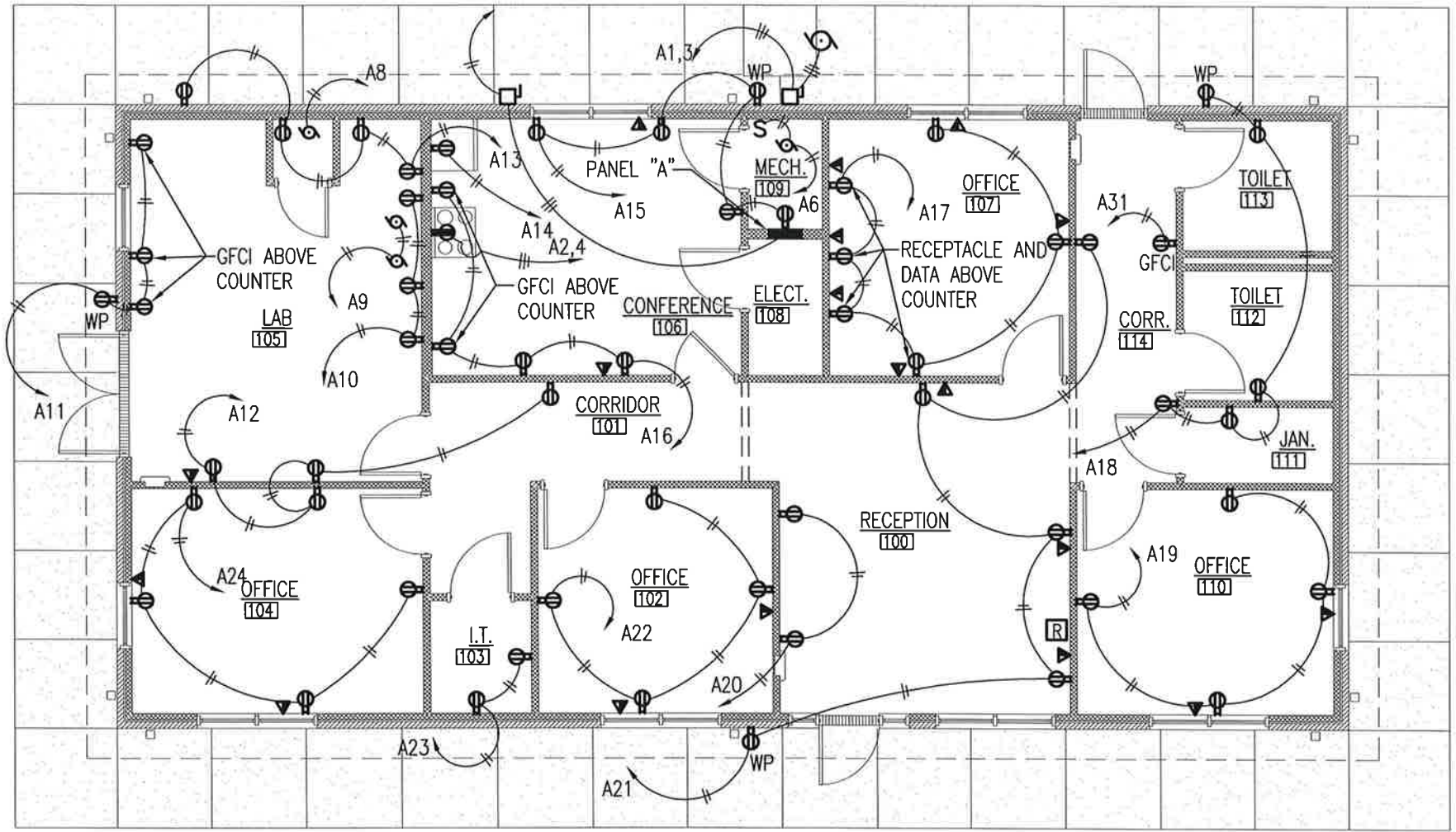
**UNION CO. AREA  
HEADQUARTERS/R.E.  
OFFICE 76 (EL DORADO) (S)**  
El Dorado, Arkansas  
Union County



DATE: APRIL 16, 2019  
JOB NO: 070480  
DRAWN BY: KB  
REVISIONS:

P3.1





NOTE:  
 AT DATA/PHONE LOCATIONS CONTRACTOR SHALL PROVIDE  
 A WALL BOX WITH 1/2" RIGID CONDUIT IN WALL STUBBED  
 OUT TO 8" ABOVE CEILING WITH PULL STRING.  
 PROVIDE DATA COMMUNICATION CABLING SEE SHEET E4.2  
 FOR REQUIREMENTS.

NORTH  
 1 R.E. OFFICE POWER PLAN  
 A2.1 SCALE: 1/8" = 1'-0"



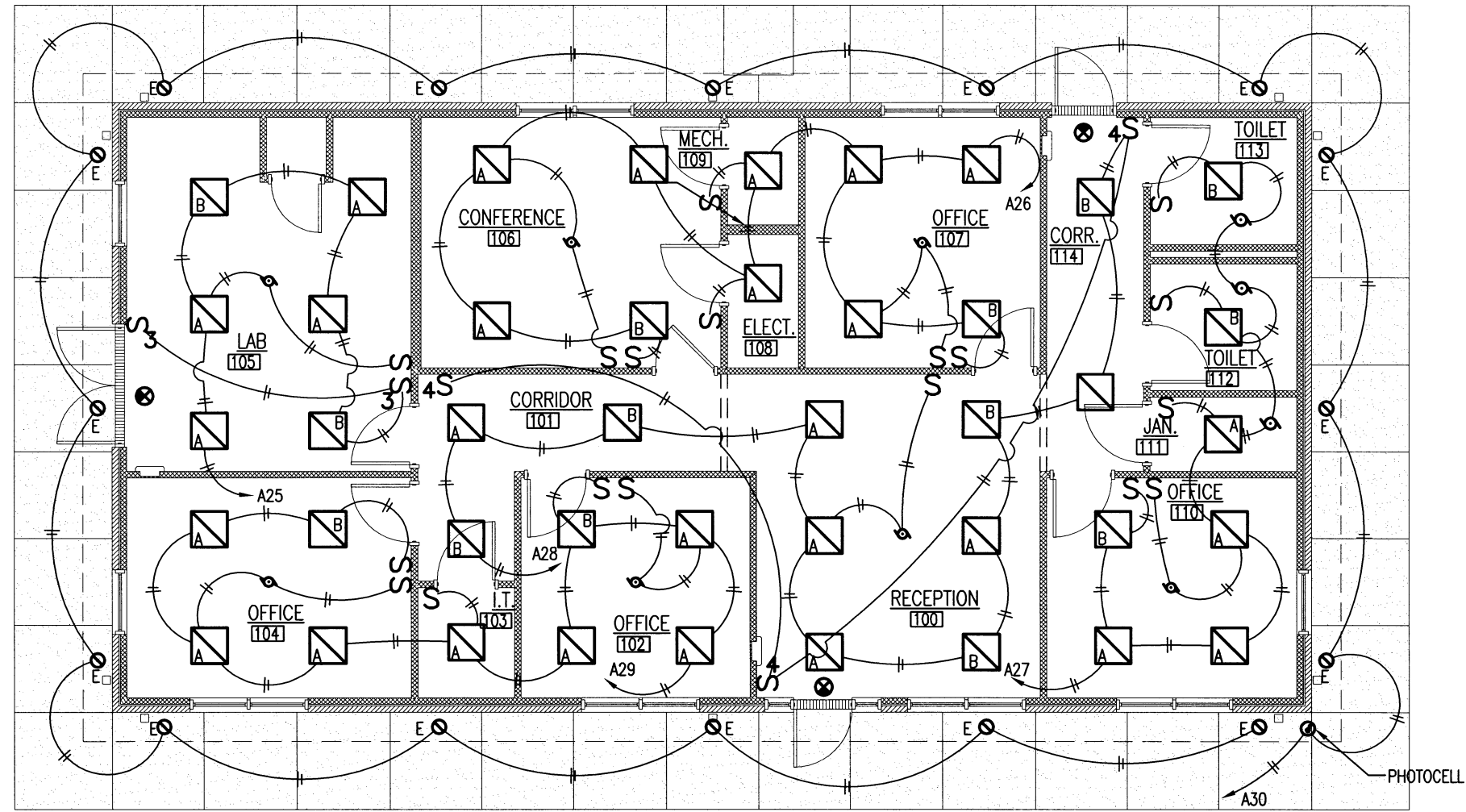
UNION CO. AREA  
 HEADQUARTERS/R.E.  
 OFFICE 76 (EL DORADO) (S)  
 El Dorado, Arkansas  
 Union County



DATE: APRIL 16, 2019  
 JOB NO: 070480  
 DRAWN BY: KB  
 REVISIONS: JUNE 13, 2019


E1.1  
 52 OF 59





NORTH  
 1 R.E. OFFICE POWER PLAN  
 A2.1 SCALE: 1/8" = 1'-0"

**UNION CO. AREA**  
**HEADQUARTERS/R.E.**  
**OFFICE 76 (EL DORADO) (S)**  
 El Dorado, Arkansas  
 Union County



DATE: APRIL 16, 2019  
 JOB NO: 070480  
 DRAWN BY: KB  
 REVISIONS:

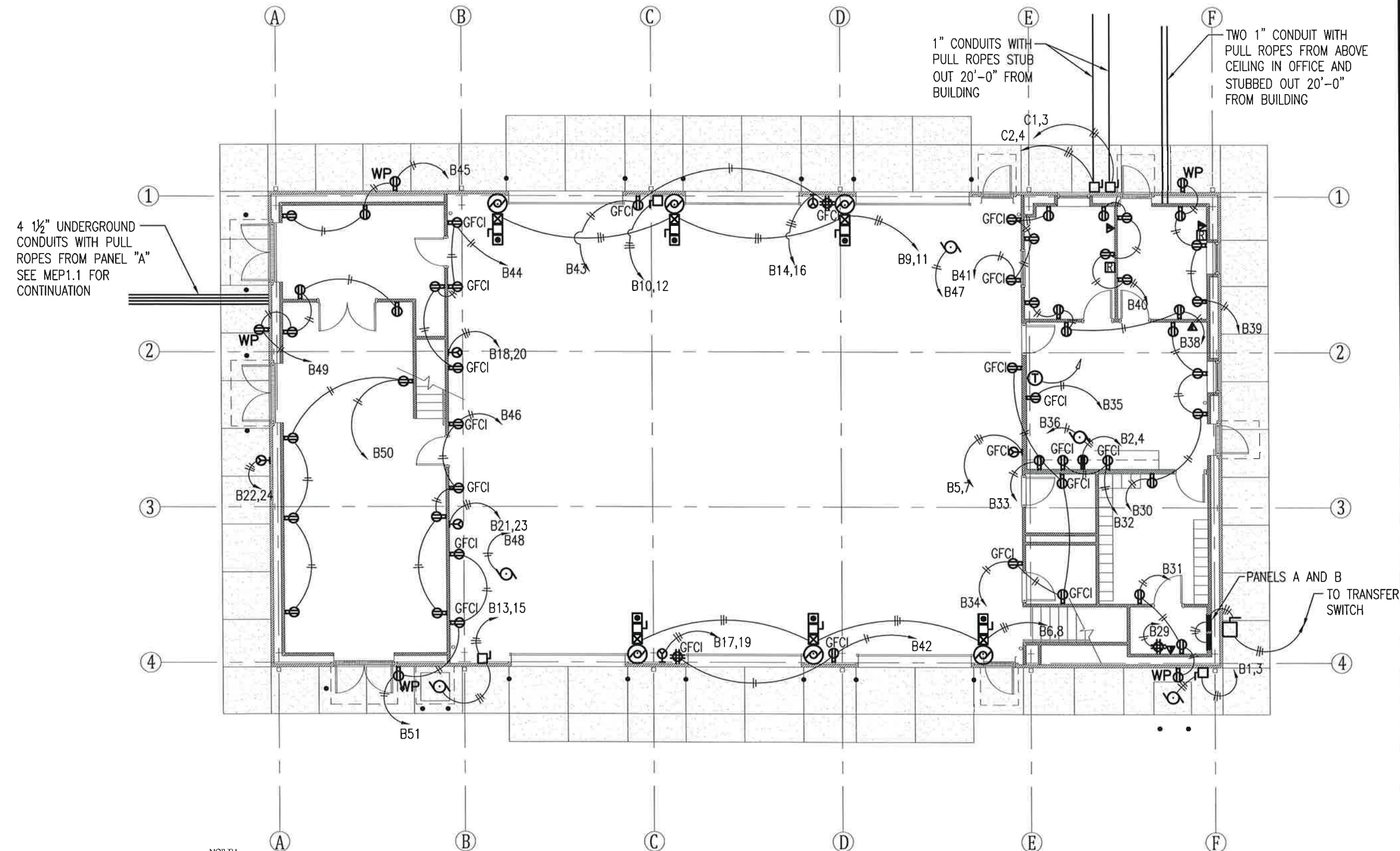
**E1.2**  
 53 OF 59

**UNION CO. AREA  
 HEADQUARTERS/R.E.  
 OFFICE 76 (EL DORADO) (S)**  
 El Dorado, Arkansas  
 Union County



DATE: APRIL 16, 2019  
 JOB NO: 070480  
 DRAWN BY: KB  
 REVISIONS: JUNE 13, 2019

**E2.1**  
 54 OF 59



4 1/2" UNDERGROUND  
 CONDUITS WITH PULL  
 ROPES FROM PANEL "A"  
 SEE MEP1.1 FOR  
 CONTINUATION

1" CONDUITS WITH  
 PULL ROPES STUB  
 OUT 20'-0" FROM  
 BUILDING

TWO 1" CONDUIT WITH  
 PULL ROPES FROM ABOVE  
 CEILING IN OFFICE AND  
 STUBBED OUT 20'-0"  
 FROM BUILDING



**AREA HEADQUARTERS POWER PLAN**

SCALE : 3/32" = 1'-0"

NOTE:  
 AT DATA/PHONE LOCATIONS CONTRACTOR SHALL PROVIDE  
 A WALL BOX WITH 1/2" RIGID CONDUIT IN WALL STUBBED  
 OUT TO 8" ABOVE CEILING WITH PULL STRING.

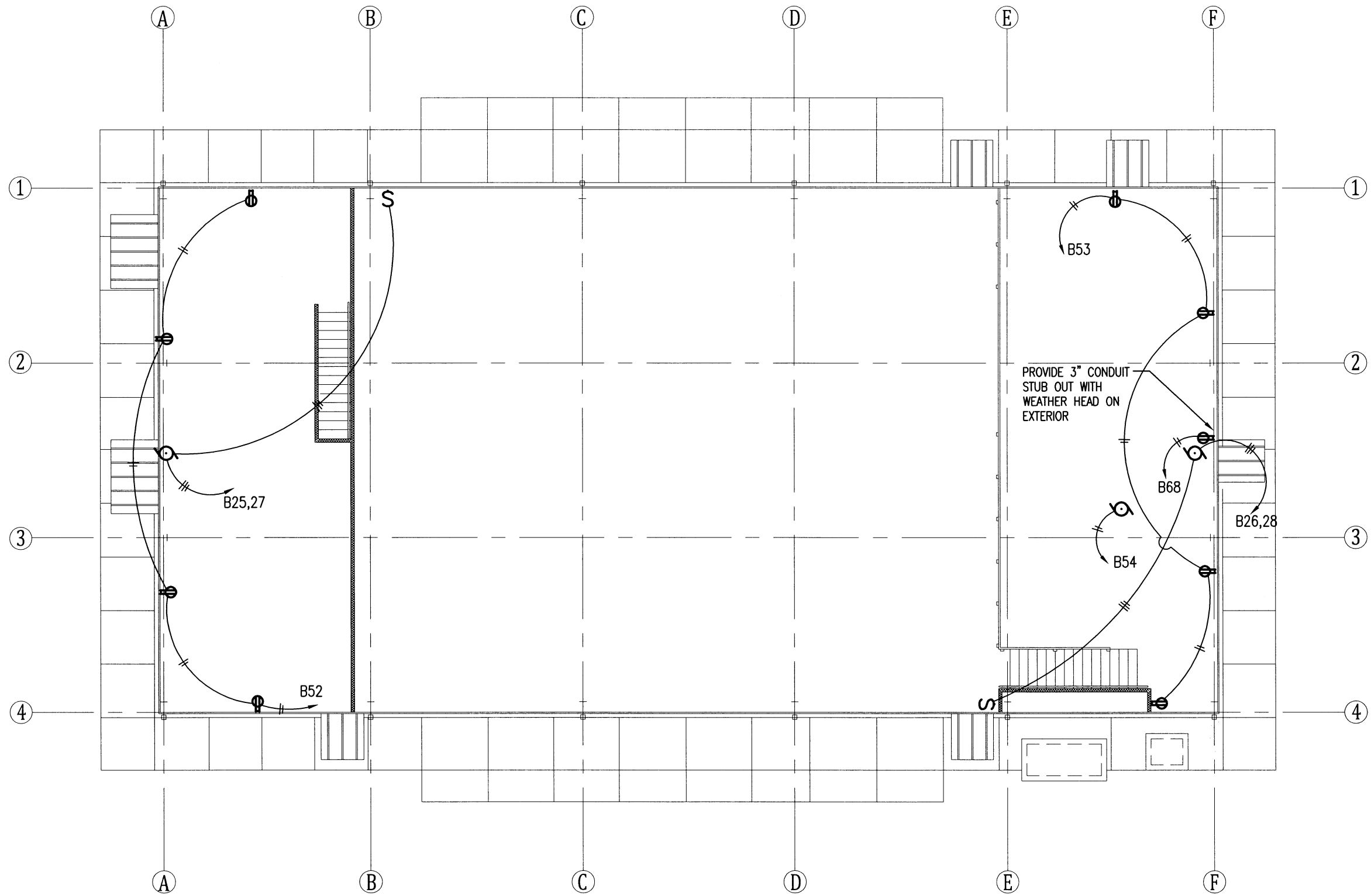
PROVIDE DATA COMMUNICATION CABLING SEE SHEET E4.2  
 FOR REQUIREMENTS.

**UNION CO. AREA  
 HEADQUARTERS/R.E.  
 OFFICE 76 (EL DORADO) (S)**  
 El Dorado, Arkansas  
 Union County



DATE: APRIL 16, 2019  
 JOB NO: 070480  
 DRAWN BY: KB  
 REVISIONS:

**E2.2**  
 55 OF 59

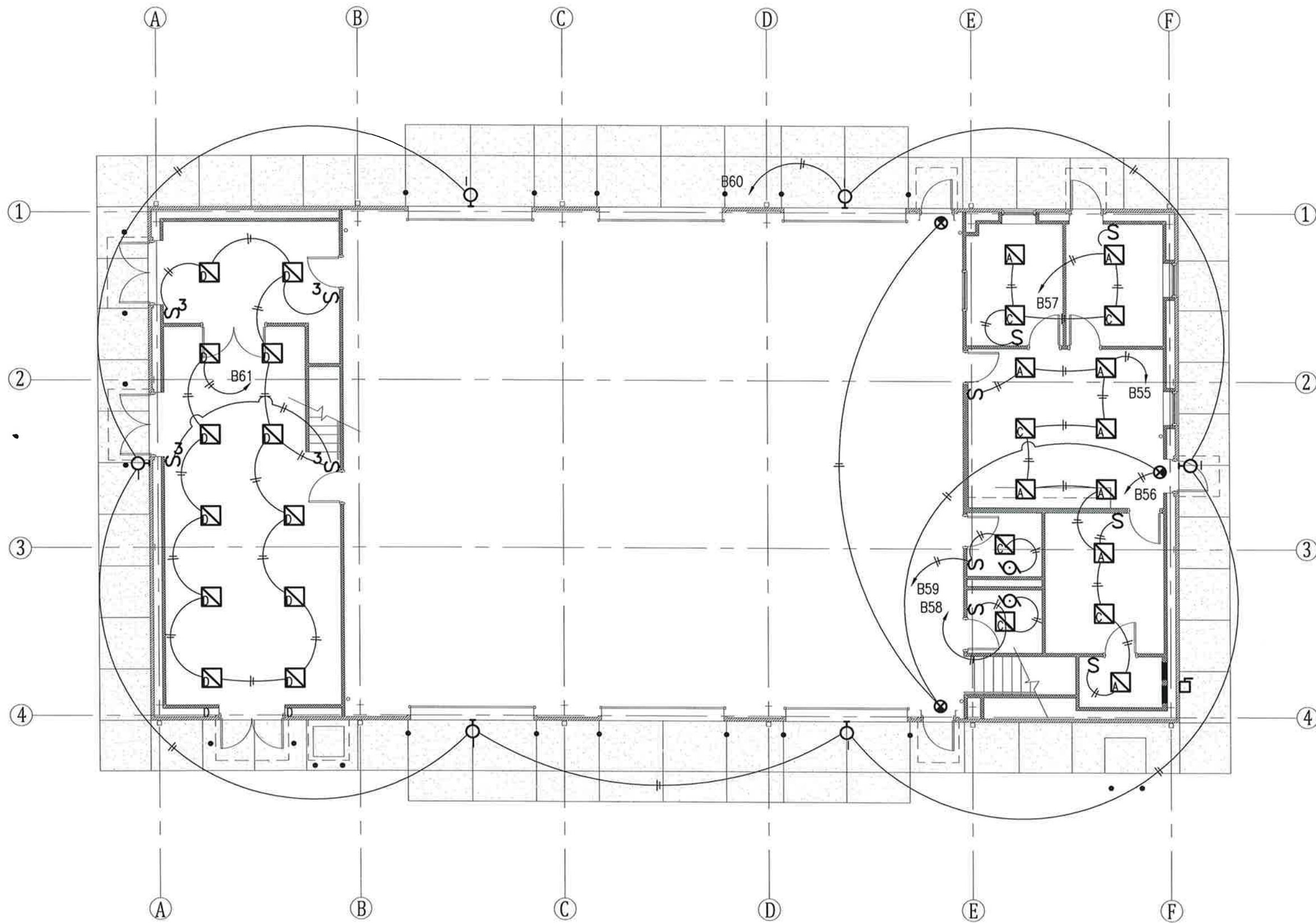


1  
 E2.2

**AREA HEADQUARTERS UPPER LEVEL POWER PLAN**

SCALE: 3/32" = 1'-0"





**1** AREA HEADQUARTERS LIGHTING PLAN

E2.3 SCALE: 3/32" = 1'-0"



**UNION CO. AREA  
HEADQUARTERS/R.E.  
OFFICE 76 (EL DORADO) (S)**

El Dorado, Arkansas  
Union County



DATE: APRIL 16, 2019  
JOB NO: 070480  
DRAWN BY: KB  
REVISIONS: JUNE 13, 2019

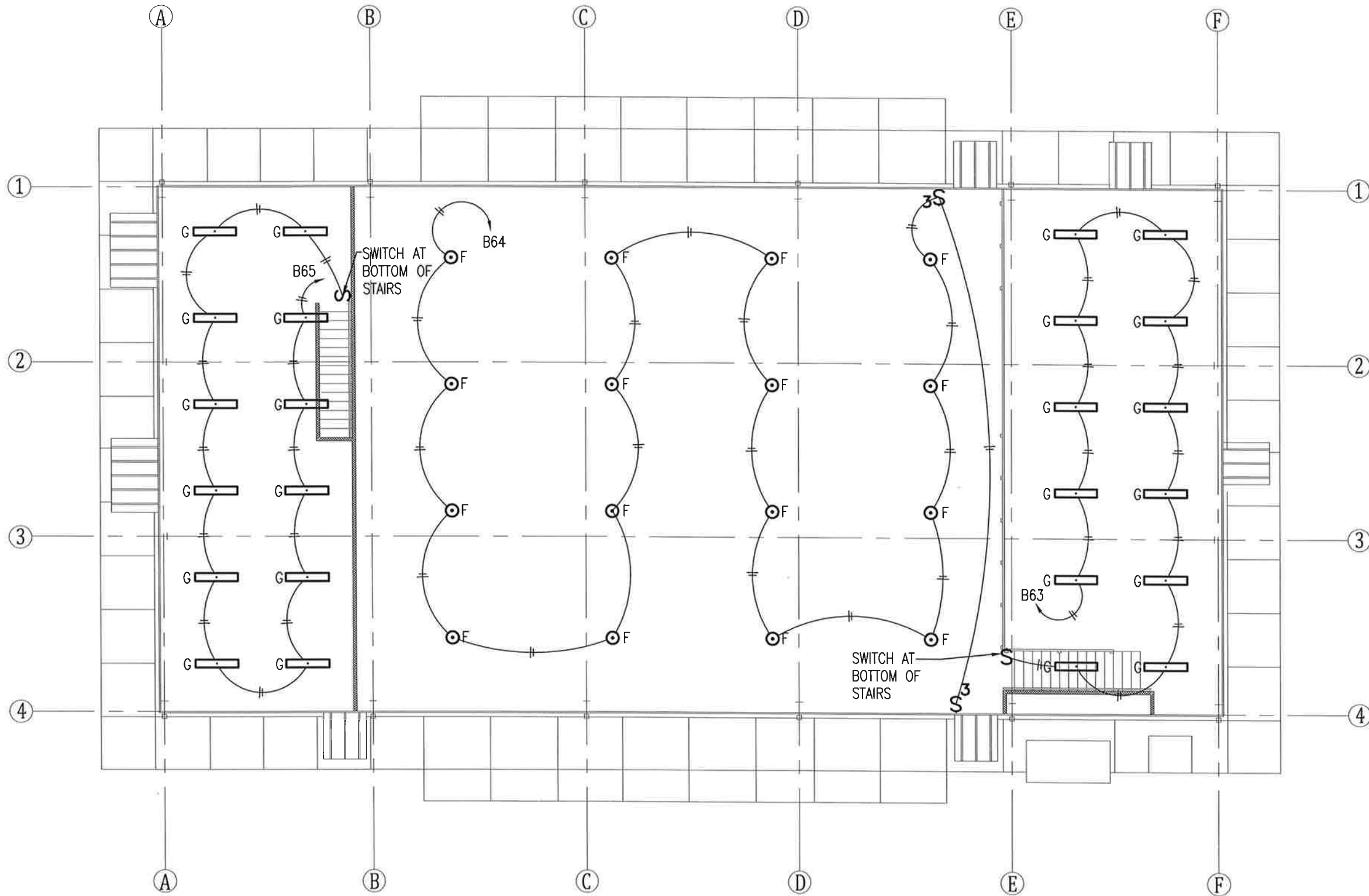
**E2.3**

**UNION CO. AREA  
 HEADQUARTERS/R.E.  
 OFFICE 76 (EL DORADO) (S)**  
 El Dorado, Arkansas  
 Union County



DATE: APRIL 16, 2019  
 JOB NO: 070480  
 DRAWN BY: KB  
 REVISIONS: JUNE 13, 2019

**E2.4**  
 57 OF 59



**AREA HEADQUARTERS UPPER LEVEL LIGHTING PLAN**

1  
 E2.4 SCALE: 3/32" = 1'-0"


PANELBOARD: <b>B</b>		VOLTAGE: 120/240V, 1Ø, 3W		BUS RATING: 200A		MAIN: LUGS ONLY	
LOCATION: IT 108		MFG. AND TYPE: SQ-D TYPE NQOD		EQUIP. GRD. YES		ISOL. GRD. NO	
MOUNTING: RECESSED		ENCLOSURE: NEMA 1		MINIMUM A.I.C. RATING: 22K		FED FROM: MAIN DISCONNECT	
<b>SERVES</b>				<b>SERVES</b>			
CIR. NO.	P/T	A	B	CIR. NO.	P/T		
1	2/40	●	●	2	2/50	RANGE	
3	2/40	●	●	4	2/50		
5	2/30	●	●	6	2/40	OVERHEAD DOORS	
7	2/30	●	●	8	2/40		
9	2/40	●	●	10	2/60	TRUCK LIFT	
11	2/40	●	●	12	2/60		
13	2/60	●	●	14	2/60	WELDER	
15	2/60	●	●	16	2/60		
17	2/60	●	●	18	2/60	WELDER	
19	2/60	●	●	20	2/60		
21	2/60	●	●	22	2/20	WASH RACK	
23	2/60	●	●	24	2/20		
25	2/30	●	●	26	2/30	EF-2	
27	2/30	●	●	28	2/30		
29	1/30	●	●	30	1/20	RECEPTACLES	
31		●	●	32			
33		●	●	34			
35		●	●	36	1/30	VENT HOOD AT ASSEMBLY AREA 107	
37		●	●	38	1/30	RECEPTACLES	
39		●	●	40			
41		●	●	42			
43		●	●	44			
45		●	●	46			
47	1/30	●	●	48	1/30	UH-1	
49	1/30	●	●	50	1/30	RECEPTACLES	
51		●	●	52			
53		●	●	54	1/30	FURNACE F-1	
55	1/20	●	●	56	1/20	LIGHTS	
57		●	●	58			
59		●	●	60			
61		●	●	62			
63		●	●	64			
65	1/30	●	●	66	1/20	ALARM SYSTEM FOR DOSING TANK	
67	1/30	●	●	68	1/20	WATER HEATER	
69	1/20	●	●	70	1/20	RECEPTACLES FOR TRUCK HEATERS	
71	1/20	●	●	72	1/20	RECEPTACLES FOR TRUCK HEATERS	
73	2/20	●	●	74	2/100	PANEL B	
75	2/20	●	●	78		SPARE	
77		●	●	78			
79		●	●	80			
81		●	●	82			
83		●	●	84			

PANELBOARD: <b>C</b>		VOLTAGE: 120/240V, 1Ø, 3W		BUS RATING: 100A		MAIN: LUGS ONLY	
LOCATION: IT 108		MFG. AND TYPE: SQ-D TYPE NQOD		EQUIP. GRD. YES		ISOL. GRD. NO	
MOUNTING: RECESSED		ENCLOSURE: NEMA 1		MINIMUM A.I.C. RATING: 22K		FED FROM: PANEL A	
<b>SERVES</b>				<b>SERVES</b>			
CIR. NO.	P/T	A	B	CIR. NO.	P/T		
1	2/30	●	●	2	2/30	FUEL PUMPS	
3	2/30	●	●	4	2/30		
5	2/40	●	●	6	1/40	POLE MOUNTED LIGHTS	
7	2/40	●	●	8	1/40		
9		●	●	10		SPARE	
11		●	●	12			
13		●	●	14			
15		●	●	16			
17		●	●	18			
19		●	●	20			
21		●	●	22			
23		●	●	24			
25		●	●	26			
27		●	●	28			
29		●	●	30			

PANELBOARD: <b>A</b>		VOLTAGE: 120/240V, 1Ø, 3W		BUS RATING: 200A		MAIN: LUGS ONLY	
LOCATION: IT 103		MFG. AND TYPE: SQ-D TYPE NQOD		EQUIP. GRD. YES		ISOL. GRD. NO	
MOUNTING: RECESSED		ENCLOSURE: NEMA 1		MINIMUM A.I.C. RATING: 22K		FED FROM: MAIN DISCONNECT	
<b>SERVES</b>				<b>SERVES</b>			
CIR. NO.	P/T	A	B	CIR. NO.	P/T		
1	2/40	●	●	2	2/50	RANGE	
3	2/40	●	●	4	2/50		
5	2/40	●	●	6	1/20	FURN-1	
7	2/40	●	●	8	1/20	EF-2	
9	1/20	●	●	10	1/30	RECEPTACLES	
11	1/30	●	●	12			
13		●	●	14			
15		●	●	16			
17		●	●	18			
19		●	●	20			
21		●	●	22			
23		●	●	24	1/20	LIGHTS	
25	1/20	●	●	26			
27		●	●	28			
29		●	●	30	1/30	EXTERIOR LIGHTS	
31		●	●	32		SPARE	
33		●	●	34			
35		●	●	36			
37		●	●	38			
39		●	●	40			



**UNION CO. AREA**  
**HEADQUARTERS/R.E.**  
**OFFICE 76 (EL DORADO) (S)**  
 El Dorado, Arkansas  
 Union County

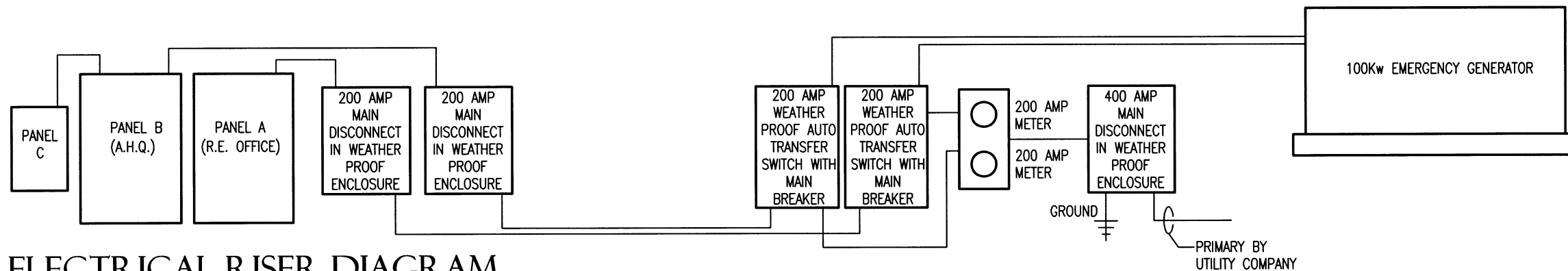


DATE: APRIL 16, 2019  
**JOB NO: 070480**  
 DRAWN BY: KB  
 REVISIONS:

E3.1

58 OF 59





1 ELECTRICAL RISER DIAGRAM  
E4.I SCALE : NO SCALE

### LIGHT FIXTURE SCHEDULE

MARK	MANUFACTURER	MODEL	REMARKS
A	LITHONIA OR EQUAL	BLC 2x2 4000LM 40K	
B	LITHONIA OR EQUAL	BLC 2x2 4000LM 40K PS1055LCP	
C	LITHONIA OR EQUAL	BLC 2x2 4000LM 40K PS1055LCP ELA PSRME IC	
D	LITHONIA OR EQUAL	BLC 2x2 4000LM 40K 2x2SMKSH	
E	LITHONIA OR EQUAL	LDN6 40/15 L06AR LSS MVOLT	
F	LITHONIA OR EQUAL	IBG 18000LM SEF PCL WD MVOLT OZ10 40K 70CRI WGX XAD DWH	BOTTOM AT 18'-0" A.F.F.
G	LITHONIA OR EQUAL	ZL1N L48 5000LM FST MVOLT 40K 80CRI WH	CHAIN SUSPENDED 8'-0" A.F.F.
H	LITHONIA OR EQUAL	ECBR LED M6	WALL MOUNTED
I	LITHONIA OR EQUAL	TWR2 LED 1 50K MVOLT DDB	BOTTOM AT 15'-0" A.F.F. WITH PHOTOCELL
J	LITHONIA OR EQUAL	CSX2 LED 120C 700 40K T4M MVOLT SPA BS DDBXD	SSA 30 6J FBC DDB ANCHOR BASE POLE

### LIGHTING SYMBOL LEGEND


SYMBOL	DESCRIPTION
	2x2 LED FIXTURE
	2x4 LED FIXTURE
	4' STRIP LED FIXTURE
	HIGH BAY LED FIXTURE
	LED EXTERIOR WALL PACK
	EXIT LIGHTING

### ELECTRICAL SYMBOL LEGEND

SYMBOL	DESCRIPTION	SYMBOL	DESCRIPTION	SYMBOL	DESCRIPTION
	SWITCH		220V OUTLET		DISCONNECT
	THREE WAY SWITCH		4x4 BOX RADIO OUTLET		AUTOMATIC TRANSFER SWITCH
	110V DUPLEX OUTLET		THERMOSTAT		MOTOR
	110V QUADPLEX OUTLET		METER		SQUARE JUNCTION BOX
	110V DUPLEX OUTLET IN FLUSH MTD. FLOOR BOX		DATA OUTLET PROVIDE BOX AND 1/2" CONDUIT TO ABOVE CEILING		ROUND JUNCTION BOX
	110V QUADPLEX OUTLET IN FLUSH MTD. FLOOR BOX		PUSH BUTTON CONTROL AS NOTED ON PLANS		42" FIVE BLADE HARBOR BREEZE CEILING FAN W/O LIGHT KIT
	110V GROUND FAULT CIRCUIT INTERRUPTER		MOTOR CONTROL BOX		
	110V WEATHER PROOF OUTLET				



**UNION CO. AREA**  
**HEADQUARTERS/R.E.**  
**OFFICE 76 (EL DORADO) (S)**  
 El Dorado, Arkansas  
 Union County



DATE: APRIL 16, 2019  
**JOB NO: 070480**  
 DRAWN BY: KB  
 REVISIONS:

E3.2

59 OF 59



THIS SPECIFICATION APPLIES TO THE RE76 OSP ARDOT FIBER OPTICS CABLE SPUR FROM AN EXISTING SOUTH ARKANSAS TELEPHONE COMPANY (SATCO) SPLICE BOX (LAT. 33.216302, LON. -92.633613) TO THE NEW ARDOT RE76 FACILITY ON INDUSTRIAL RD IN EL DORADO, AR. THE CONTRACTOR WILL SUPPLY THE FOLLOWING PER SPECIFICATIONS.

FIBER OPTICS CABLE SPECIFICATIONS:

- OS2 SINGLE MODE
- LOOSE TUBE
- SINGLE CLADDED ARMOR
- 12-STRAND CORNING FIBER (I.E., CORNING-012EU4-T4701D20) UNLESS OTHERWISE SPECIFIED.
- LEAVE APPROXIMATELY 100' OF SLACK AT EACH TYPE 3 HD PULL BOX FOR TERMINATION, SPLICE AND REPAIR PURPOSES.

CONDUIT SPECIFICATIONS:

- MINIMUM OF 1 1/2" ID
- MINIMUM OF HDPE 11
- MINIMUM OF SDR 13.5
- 1130LB PULL TAPE.

PULL BOX SPECIFICATIONS:

- TYPE 3 HD SSEE SHEET E4.2
- SLEEVE ALL WITH A CONCRETE APRON PER SPECS
- EMBOSS LID WITH "ARDOT FIBER CABLE".

TYPE 3 HD PULL BOX PLACEMENT LOCATIONS:

- NEXT TO SATCO'S SPLICE BOX AND LEAVE 100' OF SLACK FOR SATCO SPLICE.
- AT THE BASE OF THE RE76 FACILITY NEXT TO THE IT ROOM.
- AT EACH FIBER CABLE PULL LOCATION ALONG THE ARDOT FIBER SPUR.

FIBER MARKER PENCIL SPECIFICATIONS:

- PLACE MARKER PENCILS AT ALL MID-SPAN ARDOT PULL BOX LOCATIONS ALONG THE SPUR.
- PLACE A LOCATE MARKER PENCIL LABELED "ARDOT FIBER OPTICS CABLE" AND TERMINATE GROUNDING CABLES INTO THE ARDOT PULL BOX CABLE BOX AT THE SATCO SPLICE BOX.

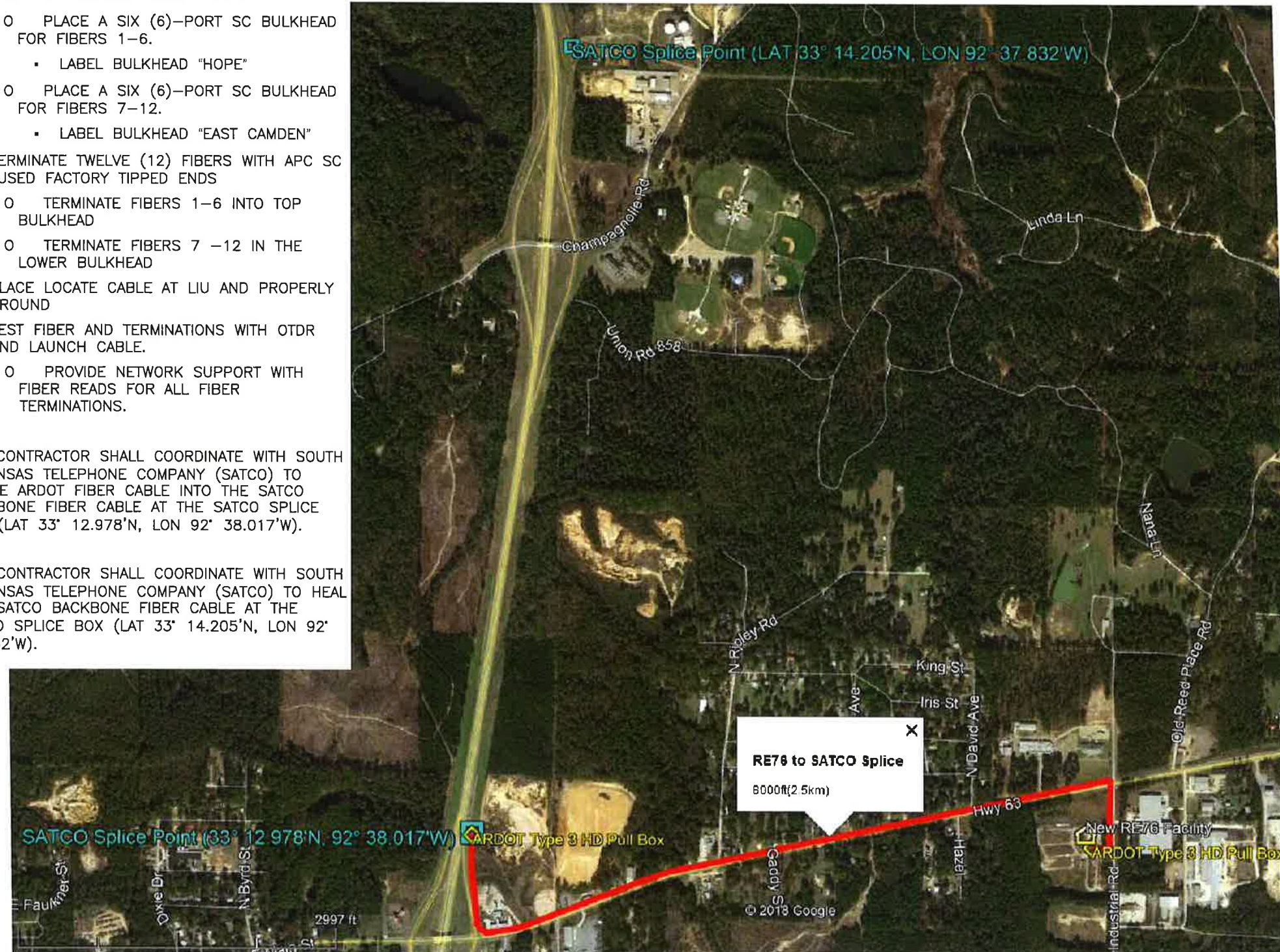
(LAT 33° 12.978'N, LON 92° 38.017'W)

DIRECT TERMINATE OSP DIRECT BURY FIBER CABLE TO THE CONTRACTOR SUPPLIED MODEL WIC-02P CORNING FIBER PATCH PANEL (LIU) IN THE RE76 IT ROOM:

- INSTALL LIU ON THE DEMARK BOARD AND LABEL THE OUTSIDE COVER "RE76"
  - PLACE A SIX (6)-PORT SC BULKHEAD FOR FIBERS 1-6.
    - LABEL BULKHEAD "HOPE"
  - PLACE A SIX (6)-PORT SC BULKHEAD FOR FIBERS 7-12.
    - LABEL BULKHEAD "EAST CAMDEN"
- TERMINATE TWELVE (12) FIBERS WITH APC SC FUSED FACTORY TIPPED ENDS
  - TERMINATE FIBERS 1-6 INTO TOP BULKHEAD
  - TERMINATE FIBERS 7-12 IN THE LOWER BULKHEAD
- PLACE LOCATE CABLE AT LIU AND PROPERLY GROUND
- TEST FIBER AND TERMINATIONS WITH OTDR AND LAUNCH CABLE.
  - PROVIDE NETWORK SUPPORT WITH FIBER READS FOR ALL FIBER TERMINATIONS.

THE CONTRACTOR SHALL COORDINATE WITH SOUTH ARKANSAS TELEPHONE COMPANY (SATCO) TO SPLICE ARDOT FIBER CABLE INTO THE SATCO BACKBONE FIBER CABLE AT THE SATCO SPLICE BOX (LAT 33° 12.978'N, LON 92° 38.017'W).

THE CONTRACTOR SHALL COORDINATE WITH SOUTH ARKANSAS TELEPHONE COMPANY (SATCO) TO HEAL THE SATCO BACKBONE FIBER CABLE AT THE SATCO SPLICE BOX (LAT 33° 14.205'N, LON 92° 37.832'W).



FIBER OPTIC EXTENSION

SCALE: NO SCALE



UNION CO. AREA  
HEADQUARTERS/R.E.  
OFFICE 76 (EL DORADO) (S)  
El Dorado, Arkansas  
Union County



DATE: APRIL 16, 2019  
JOB NO: 070480  
DRAWN BY: KB  
REVISIONS:

E4.1



TYPE 3 HD CONCRETE PULL BOXES  
(15 1/4 IN X 28 IN, MINIMUM)

APPROVED SUPPLIERS

ARMORCAST PRODUCTS COMPANY  
NORTH HOLLYWOOD CA A6001640TAPCX12 (ASSEMBLY)

HUBBELL LENOIR CITY, INC.  
LENOIR CITY TN  
QUAZITE PG1730BA12 (BOX)  
QUAZITE PG1730BB12 (BOX)  
QUAZITE PG1730HA000BO (LID)  
QUAZITE PG1730HA00BOA (LID)  
QUAZITE PG1730HA00HJA (LID) (TYPE 3 HD)

MACLEAN HIGHLINE  
FORT MILL SC  
CHA173012H5482 (ASSEMBLY)  
PHA173012H5482 (ASSEMBLY)

MARTIN ENTERPRISES  
HIGHLAND CA 1730/12 POLYMER CONCRETE ENCLOSURE W/COVER

NEWBASIS  
RIVERSIDE CA  
FCA173012T-90004 (ASSEMBLY)  
FCB173012T-90000 (BOX)  
PCA173012-90033 (ASSEMBLY)  
PCB173012-00001 (BOX)  
PCC1730P1-90023 (LID)

OLDCASTLE ENCLOSURE SOLUTIONS  
COLFAX NC  
17302006 (BOX) H-SERIES  
17302585 (BOX) DURALITE  
17305080 (LID) H-SERIES  
17306150 (ASSEMBLY) H-SERIES  
31209921 (LID) SYNERTECH AND DURALITE  
32144101 (BOX) SYNERTECH

PRODUCT AND INSTALLATION REQUIREMENTS FOR DATA COMMUNICATION CABLING

OVERVIEW

THESE ARE THE REQUIREMENTS FOR THE INSTALLATION OF STRUCTURED CABLING SYSTEMS AT ARDOT. THE PRINCIPLE USE OF THIS PRACTICE IS FOR THE CONSTRUCTION OF NEW BUILDING, MAJOR RENOVATIONS, MOVES, OR ADDITIONS TO CABLE.

GENERAL SCOPE

THE PRACTICE FOLLOWS THE RELEVANT EIA, TIA, CSA STANDARDS AND ARCHITECTURES FOR ARDOT BUILDINGS, AND AS SUCH THE PRACTICE AIMS TO ENSURE A CABLING SYSTEM THAT WILL GIVE A PREDICTABLE, CONSISTENT AND FLEXIBLE SUBSYSTEM WITH A SUBSTANTIAL LIFETIME FOR THE APPLICATIONS THAT ARDOT NEEDS. AS SUCH, ARDOT IT HAS SELECTED THE SIEMON MAX CATEGORY 6 SYSTEM AS ITS CABLING STANDARD FOR COPPER INSTALLATIONS. THEREFORE, ALL INSTALLERS MUST BE SIEMON CERTIFIED. THE MAX CATEGORY 6 SYSTEM PROVIDES A 20-YEAR WARRANTY. THIS ALLOWS FOR CONSISTENCY AND TO MAKE IT EASIER FOR TECHNICIANS TO SERVICE AND EXPAND THE FACILITIES IN THOSE ROOMS.

INTRA-SITE FIBER OPTICS SHALL MEET OS2 (ITU-T G.652D) STANDARD.

THIS SPECIFIES THE REQUIREMENTS FOR THE INSTALLATION OF ALL HORIZONTAL/VERTICAL UTP CABLING AND ALL COPPER/FIBER CABLING TO SUPPORT VOICE AND DATA APPLICATIONS IN A NEW OR RENOVATED SPACE.

THE CABLING CONTRACTOR SHALL SUPPLY AND INSTALL A COMPLETE TELECOMMUNICATIONS CABLING SYSTEM BASED ON A PHYSICAL STAR WIRING TOPOLOGY THAT IS DESIGNED IN ACCORDANCE WITH PRACTICES RECOMMENDED BY THE BUILDING INDUSTRY SERVICES INTERNATIONAL (BICSI) ORGANIZATION. FURTHERMORE, THE CABLING CONTRACTOR SHALL INCLUDE ALL COMMUNICATION OUTLETS, TERMINATING HARDWARE AND SELECTED CONNECTIVITY DEVICES AS OUTLINED IN THIS SPECIFICATION.

IT IS THE RESPONSIBILITY OF THE CABLING CONTRACTOR TO REPORT ANY ERRORS AND/OR OMISSIONS IN THIS SPECIFICATION WITH THEIR BIDS.

INQUIRIES

BIDDERS WHO FIND DISCREPANCIES OR OMISSIONS IN THIS SPECIFICATION, OR WHO HAVE ANY DOUBT AS TO THE MEANING OR INTENT OF ANY PART OF THIS SPECIFICATION, SHALL DIRECT THEIR QUESTIONS OR OTHER INQUIRIES BY EMAIL TO THE NETWORK SERVICES MANAGER OF ARDOT

ARDOT REQUIREMENTS FOR COPPER.

CATEGORY 6 HORIZONTAL DATA CABLE

THE HORIZONTAL DATA CABLING SHALL BE BLUE IN COLOR.

CATEGORY 6 MODULAR JACKS

MODULAR JACKS SHALL BE BLACK IN COLOR.

FLUSH MOUNTED FACEPLATES

FACEPLATES SHALL BE BLACK IN COLOR.

WORK AREA PATCH CORDS

WORK AREA PATCH CORDS SHALL BE WHITE IN COLOR.

TELECOMMUNICATIONS ROOM TERMINATION

MODULAR PATCH PANELS SHALL BE 24 OR 48 PORT MODULAR PANELS AND SHALL BE BLACK IN COLOR.

TELECOM ROOM PATCH CORDS

DATA PATCH CORDS SHALL BE WHITE IN COLOR AND SHALL BE SEVEN (7) FEET UNLESS OTHERWISE SPECIFIED.

ONLY SIEMON APPROVED CAT 6 PATCH CABLES SHALL BE USED.

TELECOMMUNICATION RACKS

RS3-07 2-POST RACK SHALL BE USED FOR RE OFFICES

WC(3)(P)-(01)(18) SHALL BE USED FOR AMH, AND OTHER SMALLER BUILDINGS.

INTRA-SITE FIBER OPTICS


ALL INTRA-SITE FIBER OPTICS WILL BE CORNING-006EU4-T4701D20 LOOSE-BUFFERED SHIELDED 6-STRAND FIBER.

SHIELDED CABLE SHALL BE RAN TO THE LIU AND TERMINATED WITH FACTORY POLISHED UPC SC SPLICE TERMINATION.

LIU SHALL BE CORNING WIC-02P WITH 6 PORT SC PER BULKHEAD.



UNION CO. AREA  
HEADQUARTERS/R.E.  
OFFICE 76 (EL DORADO) (S)  
El Dorado, Arkansas  
Union County



DATE: APRIL 16, 2019  
JOB NO: 070480  
DRAWN BY: KB  
REVISIONS:

E4.2  
59B OF 59