

46th Biennial Report

Arkansas State Highway Commission



Fiscal Years 2003 & 2004
Status as of June 30, 2004

FORTY-SIXTH
BIENNIAL REPORT

of the
Arkansas State Highway Commission

Compiled by
the Arkansas State Highway
and Transportation Department
for
the citizens of Arkansas,
the Governor of Arkansas,
and Members of the Arkansas General Assembly

2002 – 2004 BIENNIAL

*Prepared by
Arkansas State Highway and Transportation Department
Planning and Research Division*

To: The citizens of Arkansas,
the Governor of Arkansas,
and the Eighty-Fifth Arkansas General Assembly:

The Arkansas State Highway Commission is pleased to submit the Forty-Sixth Biennial Report. The report presents financial data as well as information on public transportation, road mileage and motor fuel tax history.

Respectfully yours,

Arkansas State Highway Commission (June 30, 2004)

J.W. "Buddy" Benafield, Chairman

Mary P. "Prissy" Hickerson, Vice Chairman

Jonathan Barnett, Member

Carl S. Rosenbaum, Member

R. Madison Murphy, Member

List of Exhibits

	Page
EXHIBIT 1 - Interstate Rehabilitation Program Project Status	2
EXHIBIT 2 - Interstate Rehabilitation Program Projects Let to Contract	3
EXHIBIT 3 - Interstate Rehabilitation Program Project on I-30 Near University Avenue	3
EXHIBIT 4 - Arkansas Primary Highway Network	4
EXHIBIT 5 - Receipts & Disbursements of State Funds in the State Highway Department Fund For Construction, Maintenance, and Operation of the State Highway System	5
EXHIBIT 6 - Receipts and Disbursements of Highway Funds	6
EXHIBIT 7 - Receipts and Disbursements of Gross Income From All Highway-User Revenues and Subsidiary Funds	7
EXHIBIT 8 - Receipts & Disbursements of State Highway Department Funds	8
EXHIBIT 9 - Construction Lettings By Funding Source	9
EXHIBIT 10 - Construction Lettings By Funding Category: 2003	10
EXHIBIT 11 - Construction Lettings By Funding Category: 2004	11
EXHIBIT 12 - State Highway Construction Expenditures By District/County	12-13
EXHIBIT 13 - County Road Construction Expenditures By District/County	14-15
EXHIBIT 14 - State Highway Maintenance & Operation Expenditures	16
EXHIBIT 15 - Routine Maintenance Expenditures By District/County	17-18
EXHIBIT 16 - Network of Arkansas Public and Paratransit Transportation Providers	19
EXHIBIT 17 - Arkansas Public Transit Trust Fund Recipients	20-21
EXHIBIT 18 - Public Road Miles by System	22
EXHIBIT 19 - Changes in Equipment Inventory	23
EXHIBIT 20 - Receipts By Local Governments Under Arkansas Highway Revenue Distribution Law By County - Fiscal Year 2003	24-25
EXHIBIT 21 - Receipts By Local Governments Under Arkansas Highway Revenue Distribution Law By County - Fiscal Year 2004	26-27
EXHIBIT 22 - History of Arkansas Motor Fuels Tax Changes	28
EXHIBIT 23 - History of Federal Motor Fuels Tax Changes	29

**ARKANSAS STATE HIGHWAY AND TRANSPORTATION DEPARTMENT
HIGHLIGHTS
2002 - 2004 BIENNIUM**

- ❖ Interstate 30 frontage roads were converted to one-way roads between Little Rock and Benton in October 2002.
- ❖ The Pine Bluff Bypass (Interstate 530) was designated as the Wiley A. Branton, Sr. Highway in January 2003. Mr. Branton was a noted civil rights activist attorney born and educated in Pine Bluff. He represented nine black students choosing to attend Little Rock Central High School in 1957.
- ❖ In January 2003 the first section of State Highway 440, also known as the North Belt Freeway, was opened. This five-mile section connected Highway 67 with Interstate 40 east of North Little Rock.
- ❖ Legislation passed in the 84th General Assembly in early 2003 made it possible for Arkansas to build toll roads in cooperation with bordering states.
- ❖ Interstate 40 was designated as the Veterans Memorial Highway in April 2003.
- ❖ In 2003, blue signs recognizing the Dwight D. Eisenhower System of Interstate and Defense Highways were installed at rest areas and tourist information centers along Arkansas' Interstates. The Eisenhower Interstate System is recognized across the country to honor the vision of President Eisenhower in initiating the Interstate System.
- ❖ Norman Mineta, Secretary of the U.S. Department of Transportation, visited Arkansas in December 2003 to promote passage of the six-year federal highway bill. Mr. Mineta spoke from the Baseline Road overpass of Interstate 30 in Little Rock before continuing on to Fort Smith for a meeting with Representative John Boozman, area businessmen, and civic leaders to discuss the region's long-range transportation needs.
- ❖ During 2004, the Arkansas State Highway Commission held a series of public involvement sessions to discuss the findings of the *2003 Arkansas State Highway Needs Study*. The sessions were held in Jonesboro, Helena, Fort Smith, Batesville, Little Rock, Springdale, El Dorado, Pine Bluff, Russellville, and Texarkana. The study identified \$16 billion in needs with anticipated funding of only \$4 billion. The public's input was encouraged to help plan for future highway improvements over the next ten years.
- ❖ Mary Peters, Federal Highway Administrator, visited Arkansas in June 2004 to get a first-hand look at the construction on Highway 67/167. New technologies used in this project include high-strength, longer-lasting concrete; maintenance-free steel beams; higher visibility road markings; and a new embankment design that reduces the need for extra right of way.

INTERSTATE REHABILITATION PROGRAM

The Interstate Rehabilitation Program (IRP), a nearly \$1 billion program to improve Arkansas Interstates, continued in its fourth year. Act 1027 of 1999 authorized the Arkansas State Highway Commission, with voter approval, to issue up to \$575 million in Grant Anticipation Revenue Vehicle (GARVEE) bonds to finance Interstate improvements. GARVEE bonds are an innovative funding option approved by the Federal Highway Administration (FHWA) in the mid-1990s that allows states to pledge future federal highway funding to retire bond debt.

As of June 30, 2004, 37 of 50 Interstate Rehabilitation Program (IRP) contracts had been completed since the IRP began. The completed jobs totaled approximately 258 miles and \$569 million. Exhibit 1 shows a map of the IRP projects completed and under construction as of June 30, 2004. Exhibit 2 lists the final IRP projects that were let to contract during this biennium.

Exhibit 1
INTERSTATE REHABILITATION PROGRAM
PROJECT STATUS AS OF JUNE 30, 2004

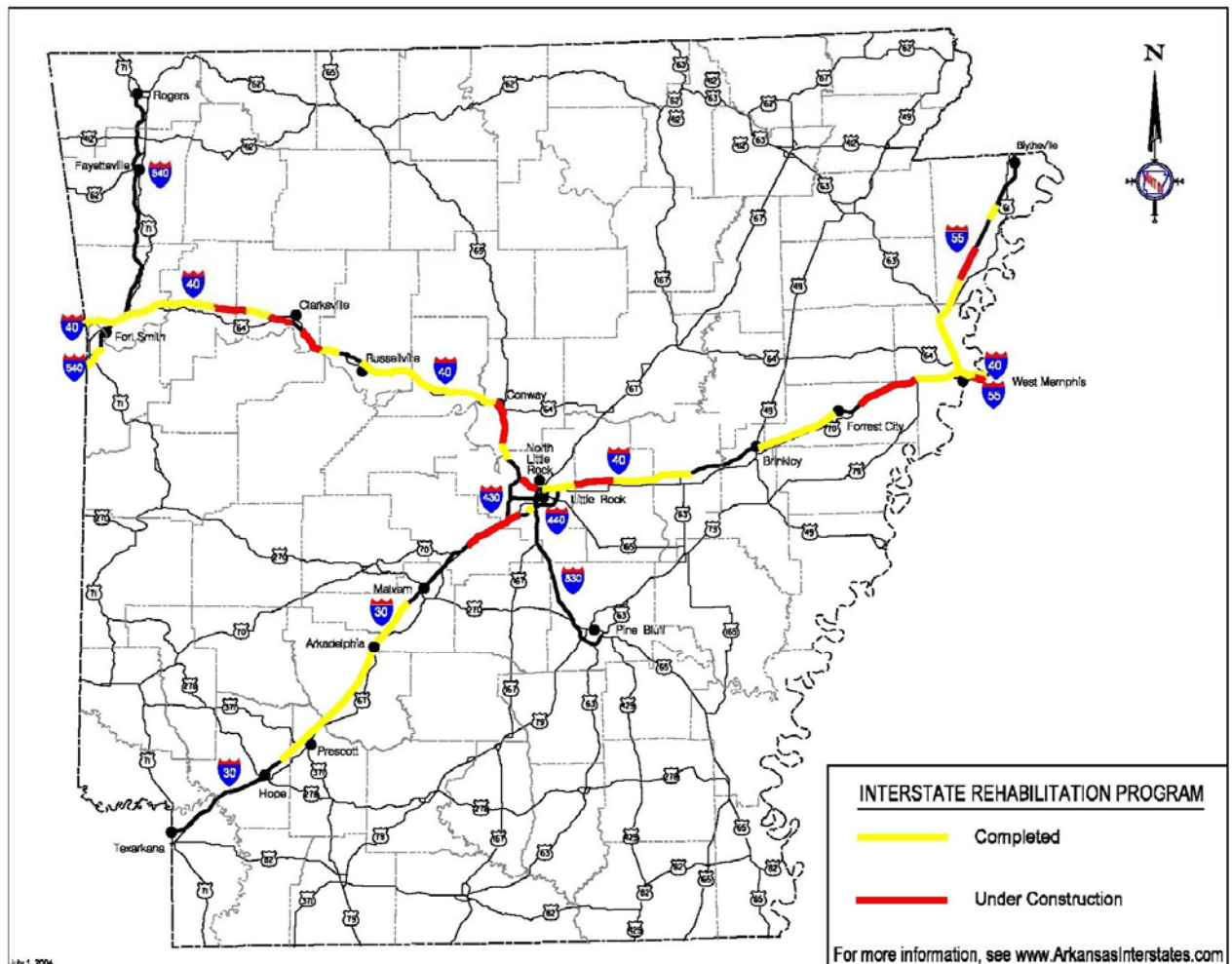


Exhibit 2
Interstate Rehabilitation Program
Projects Let To Contract During 2002 - 2004 Biennium

Route	Job Name	County	Length	Contract Award Amount
30	West of Pulaski County Line – I-430	Saline & Pulaski	4.50	\$34,926,299
30	I-430 – Geyer Springs Road	Pulaski	3.30	\$48,931,224
40	I-430 – I-30	Pulaski	6.64	\$57,164,166
40	Hwy. 25 – Mayflower	Faulkner	11.12	\$32,925,885
40	Hwy. 38 – Shearerville	St. Francis	16.47	\$10,606,957
40	Hwy. 219 – Hwy. 164	Franklin & Johnson	8.15	\$18,877,147
55	Mississippi River – I-40	Crittenden	2.97	\$13,821,207
	TOTAL		53.15	\$217,252,885

Exhibit 3
Interstate Rehabilitation Program Project on I-30 Near University Avenue (May 2004)



ARKANSAS PRIMARY HIGHWAY NETWORK

The Arkansas Primary Highway Network (APHN) is a system of 8,447 miles that carries 92% of all travel on the State Highway System and makes up approximately 50% of the total State Highway System. The APHN is comprised of significant routes that have been identified as being important to the state's transportation service on the basis of its characteristics and performance. The APHN was developed and identified by Department staff as a tool for long-range planning. The Highway Commission approved the APHN through Minute Order 2004-49. This system carries no official signing or designation and does not receive any special or additional funding. The following components make up the APHN:

- National Highway System (NHS) – 2,693 miles
- Other Arterials – 4,223 miles
- Critical Service Routes – 516 miles
- Other High Traffic Routes – 1,015 miles

Exhibit 4
ARKANSAS PRIMARY HIGHWAY NETWORK

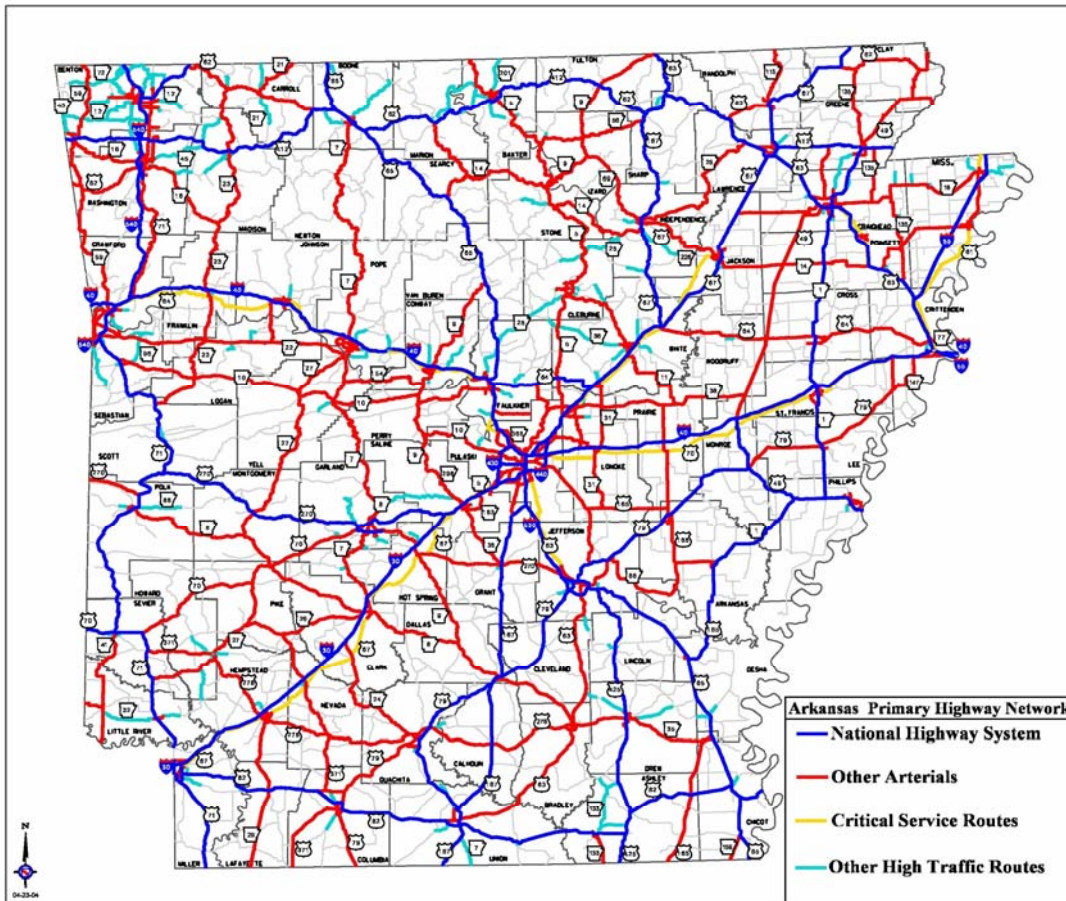




EXHIBIT 5
RECEIPTS & DISBURSEMENTS OF
STATE FUNDS IN THE STATE HIGHWAY DEPARTMENT
FUND FOR CONSTRUCTION, MAINTENANCE, AND OPERATION OF THE
STATE HIGHWAY SYSTEM
(July 1, 2002 through June 30, 2004)

Arkansas State Highway Commission

	<u>FY 2003</u>	<u>FY 2004</u>	<u>Total Biennium</u>
Beginning Balances July 1, 2002			
State Highway Department Fund Regular	\$145,487,795		
State Special Construction Fund	\$11,851,769		
 RECEIPTS 			
Motor User Taxes and Fees	\$355,538,587	\$355,549,427	\$711,088,014
Net of 1¢ Additional Motor Fuels Taxes ^{1/}	\$16,682,703	\$19,053,553	\$35,736,256
Miscellaneous Receipts ^{2/}	<u>\$10,695,995</u>	<u>\$15,745,203</u>	<u>\$26,441,198</u>
Total Receipts	\$382,917,285	\$390,348,183	\$773,265,468
 Total Funds Accounted For			 <u>\$930,605,032</u>
 DISBURSEMENTS 			
Construction	\$127,052,135	\$203,463,191	\$330,515,326
Maintenance	\$128,392,944	\$131,017,158	\$259,410,102
Administration	\$17,094,787	\$17,424,815	\$34,519,602
Operations	\$78,742,369	\$73,577,735	\$152,320,104
Capital Outlay:			
Land & Buildings	\$72,574	\$59,890	\$132,464
Equipment	<u>\$10,349,187</u>	<u>\$14,698,577</u>	<u>\$25,047,764</u>
Total Disbursements	\$361,703,996	\$440,241,366	\$801,945,362
 Ending Balances June 30, 2004			
State Highway Department Fund Regular		\$123,326,528	
State Special Construction Fund ^{3/}		\$5,288,142	
 Total Funds Accounted For			 <u>\$930,560,032</u>

1/ This fund is comprised of the 1¢/gallon additional fuel tax revenues collected pursuant to Act 445/73.

2/ Miscellaneous Receipts include sales of maps, proposals, and scrap and other income.

3/ These funds are special categories to be used for construction only.

	<u>Total Biennium</u>
INCOME	
Bond Proceeds	\$244,109,944
Highway User Revenue	\$1,172,056,285
Miscellaneous	<u>\$10,264,352</u>
Total Gross Receipts	\$1,426,430,581
Reimbursements	
Federal Funds	\$902,003,767
Counties, Cities & Misc. ^{1/}	<u>\$35,687,003</u>
Total Reimbursements	\$937,690,770
TOTAL INCOME	<u><u>\$2,364,121,351</u></u>
DISBURSEMENTS	
State Central Services Fund	\$37,122,435
Transfers to Other State Agencies ^{2/}	\$8,531,055
Aids and Grants to Local Governments ^{3/}	\$316,628,156
Motor Fuels Tax Refund Fund	\$17,710,714
State Highway Department Fund ^{4/}	\$1,984,128,991
TOTAL DISBURSEMENTS	<u><u>\$2,364,121,351</u></u>

^{1/} This represents payments of county and city matching requirements by those governments electing to handle their Federal-aid project funds through the AHTD as well as "good faith" deposits for preliminary engineering work.

^{2/} State Police, Department of Finance and Administration Revenue Building Fund.

^{3/} Primarily state motor fuel and motor vehicle registration turnback funds.

^{4/} Includes state and federal funds.

EXHIBIT 7
RECEIPTS AND DISBURSEMENTS OF GROSS INCOME FROM ALL
HIGHWAY-USER REVENUES & SUBSIDIARY FUNDS
July 1, 2002 through June 30, 2004

<u>TOTAL GROSS INCOME</u>		<u>DISBURSEMENT OF GROSS INCOME</u>	
GROSS ARKANSAS HIGHWAY-USER REVENUES		<u>\$37,122,435</u>	CENTRAL SERVICES FUND ^{1/}
Motor Fuel Taxes ^{1/}	\$826,989,074	\$37,122,435	
1¢ Additional Motor Fuels Taxes, Act 445/73 ^{2/}	\$41,080,093		
Motor Vehicle Registration Fees	\$217,747,736		
Overload Permits & Penalties	\$13,733,306		
Temporary Motor Vehicle Registration Fees	\$741,377	<u>\$17,710,714</u>	MOTOR FUELS TAX REFUND
State Highway Department Fund Interest - Total	\$7,757,742	\$17,710,714	Interstate Motor Fuels Tax Refund
Title Transfer Fees	\$3,570,170		Subtotal
Other Income	\$759,107		
Driver Search Fees	<u>\$15,100,940</u>		
Subtotal	\$1,127,479,545		
MISCELLANEOUS RECEIPTS			AIDS AND GRANTS TO LOCAL GOVERNMENTS
Unclassified Receipts	<u>\$10,264,352</u>	\$158,314,078	Counties (County Aid Fund)
Subtotal	\$10,264,352	<u>\$158,314,078</u>	Municipalities (Municipal Aid Fund)
FEDERAL REIMBURSEMENTS		\$316,628,156	Subtotal
Federal-aid	\$868,474,857		
Other Federal Funds	<u>\$33,528,910</u>		
Subtotal	\$902,003,767		
OTHER REIMBURSEMENTS			OTHER INCOME & REIMBURSEMENTS
County/City/Misc. Receipts	<u>\$35,687,003</u>	\$1,664,154,195	General - Under Highway Revenue Distribution Law
Subtotal	\$35,687,003	\$39,226,884	State Aid Road Fund (Counties)
		<u>\$592,283</u>	State Highway Special Construction Account
		\$1,703,973,362	Subtotal
Bonds			
Bonds (4¢ diesel)	\$32,142,836		BONDS
Bond Proceeds	<u>\$244,109,944</u>	\$32,142,836	Bonds (4¢ diesel)
Subtotal	\$276,252,780	<u>\$244,109,944</u>	Bond Proceeds
		\$276,252,780	Subtotal
REVENUES NOT DEDICATED FOR ROADS			DISBURSEMENTS NOT DEDICATED FOR ROADS
Operators' License Fees	\$10,023,519	\$10,023,519	State Police (Operators' License Fees)
Motor Vehicle Intransit Fees	\$528	\$528	State Police (Motor Vehicle Intransit Fees)
Drive-Out Tag Fees	\$36,898	\$36,898	State Police (Drive-Out Tag Fees)
Motor Vehicle Title Registration Fees	<u>\$2,372,959</u>	<u>\$2,372,959</u>	State Revenue Dept. (Motor Vehicle Title Registration Fees)
Subtotal	\$12,433,904	\$12,433,904	Subtotal
GRAND TOTAL	\$2,364,121,351	\$2,364,121,351	GRAND TOTAL

1/ Includes the 1¢ under Act 437/79 and the 4¢/2¢ under Act 456/85.

	<u>FY 2003</u>	<u>FY 2004</u>	<u>Total Biennium</u>
Beginning Balances July 1, 2002			
State Highway Department (SHD) Fund Regular	\$145,487,795		
State Special Construction ^{1/}	\$11,851,769		
State Aid Road Account ^{1/}	\$16,028,455		
Child Safety Restraint Account	\$129,979		
RECEIPTS			
Motor User Taxes and Fees	\$355,538,587	\$355,549,427	\$711,088,014
Net of 1¢ per gallon Additional Motor Fuel Taxes ^{2/}	\$16,682,703	\$19,053,553	\$35,736,256
Highway Bond Fund (4¢ per gallon diesel tax revenue)	\$15,962,379	\$16,180,457	\$32,142,836
Miscellaneous Receipts ^{3/}	\$10,695,995	\$15,745,203	\$26,441,198
Reimbursements:			
Federal Aid	\$437,073,620	\$430,686,633	\$867,760,253
Bond Proceeds	\$143,426,569	\$100,683,375	\$244,109,944
Other Federal Agencies ^{4/}	\$19,523,493	\$14,005,417	\$33,528,910
Other Reimbursements ^{5/}	<u>\$15,599,287</u>	<u>\$20,087,716</u>	<u>\$35,687,003</u>
Total Receipts	\$1,014,502,633	\$971,991,781	\$1,986,494,414
Total Funds Accounted For			<u>\$2,159,992,412</u>
DISBURSEMENTS			
Construction:			
State	\$703,927,633	\$729,109,749	\$1,433,037,382
Special Projects (State)	\$19,624,201	\$17,181,751	\$36,805,952
County	<u>\$27,624,533</u>	<u>\$32,324,513</u>	<u>\$59,949,046</u>
Subtotal Construction	\$751,176,367	\$778,616,013	\$1,529,792,380
Maintenance:			
Routine	\$66,285,451	\$68,373,742	\$134,659,193
Unusual or Disaster	\$2,598,537	\$2,553,765	\$5,152,302
Heavy Bridges	\$1,080,918	\$1,174,399	\$2,255,317
Ferry Operations	\$350,859	\$378,357	\$729,216
Traffic Services	\$21,113,934	\$16,803,369	\$37,917,303
Landscaping & Scenic Enhancement	\$47,589	\$37,550	\$85,139
Field Maintenance Supervision	\$9,396,504	\$9,524,843	\$18,921,347
Special Project Expenditures	\$4,995,292	\$4,620,119	\$9,615,411
Construction Job Expenditures	\$2,802,703	\$2,706,766	\$5,509,469
District Operations	<u>\$19,721,157</u>	<u>\$24,844,239</u>	<u>\$44,565,396</u>
Subtotal Maintenance	\$128,392,944	\$131,017,149	\$259,410,093
Administration			
Operations	\$17,094,787	\$17,424,815	\$34,519,602
Capital Outlay:			
Land & Buildings	\$72,574	\$59,890	\$132,464
Equipment	\$10,394,187	\$14,698,577	\$25,092,764
FTA Equipment	<u>\$4,256,710</u>	<u>\$6,151,861</u>	<u>\$10,408,571</u>
Subtotal Capital Outlay	\$14,723,471	\$20,910,328	\$35,633,799
Total Disbursements	\$990,129,938	\$1,021,546,040	\$2,011,675,978
Ending Balances June 30, 2004			
SHD Fund Regular		\$123,326,528	
State Special Construction Account ^{1/}		\$5,288,142	
State Aid Road Fund Account ^{1/}		\$19,701,764	
Child Safety Restraint Account ^{6/}		\$0	
Total Funds Accounted For			<u>\$2,159,992,412</u>

1/ These funds are special categories to be used for construction only. The State Aid Road Fund assists the 75 counties in their construction program.

2/ This fund is comprised of the 1¢/gal additional fuel tax revenues collected pursuant to Act 445/73 after 3% deduction to the Central Services Fund.

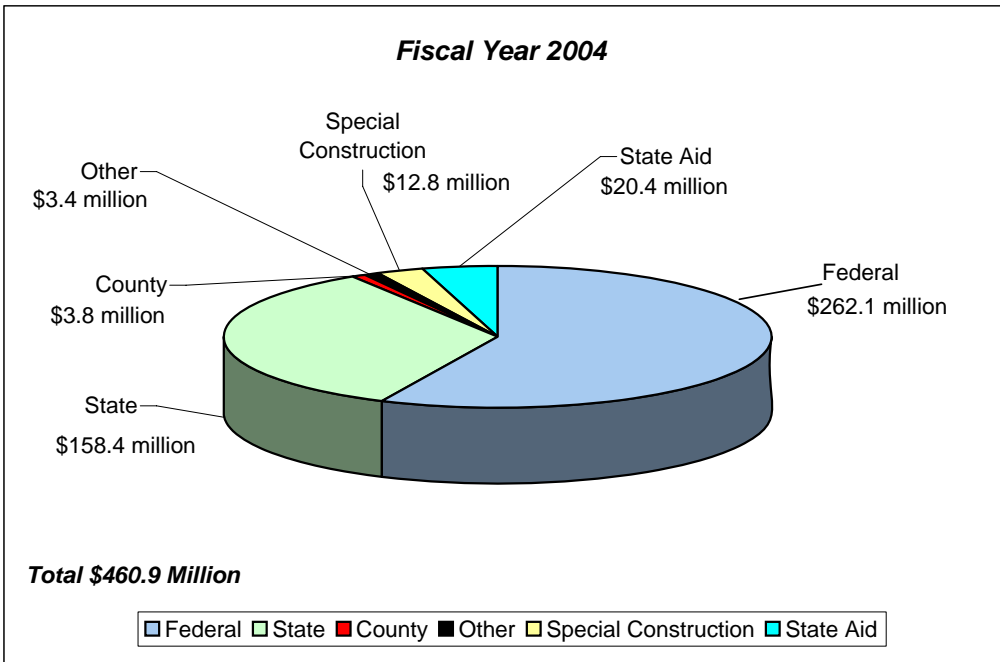
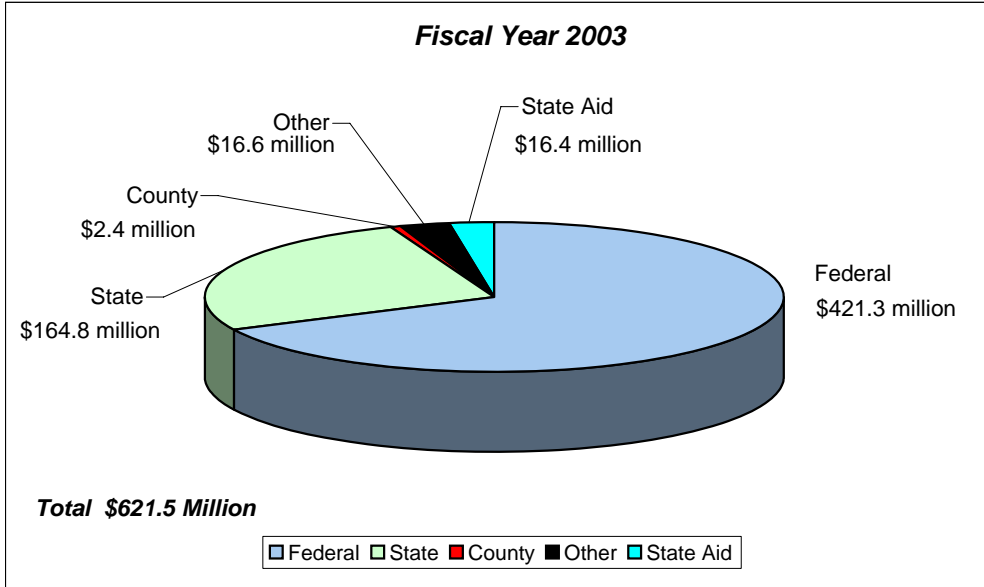
3/ Miscellaneous Receipts include sales of maps and proposals, scraps and SHD Fund-Interest to AHTD.

4/ Includes predominantly Corps of Engineers reimbursements, and other federal agency reimbursements, other than the regular federal-aid program.

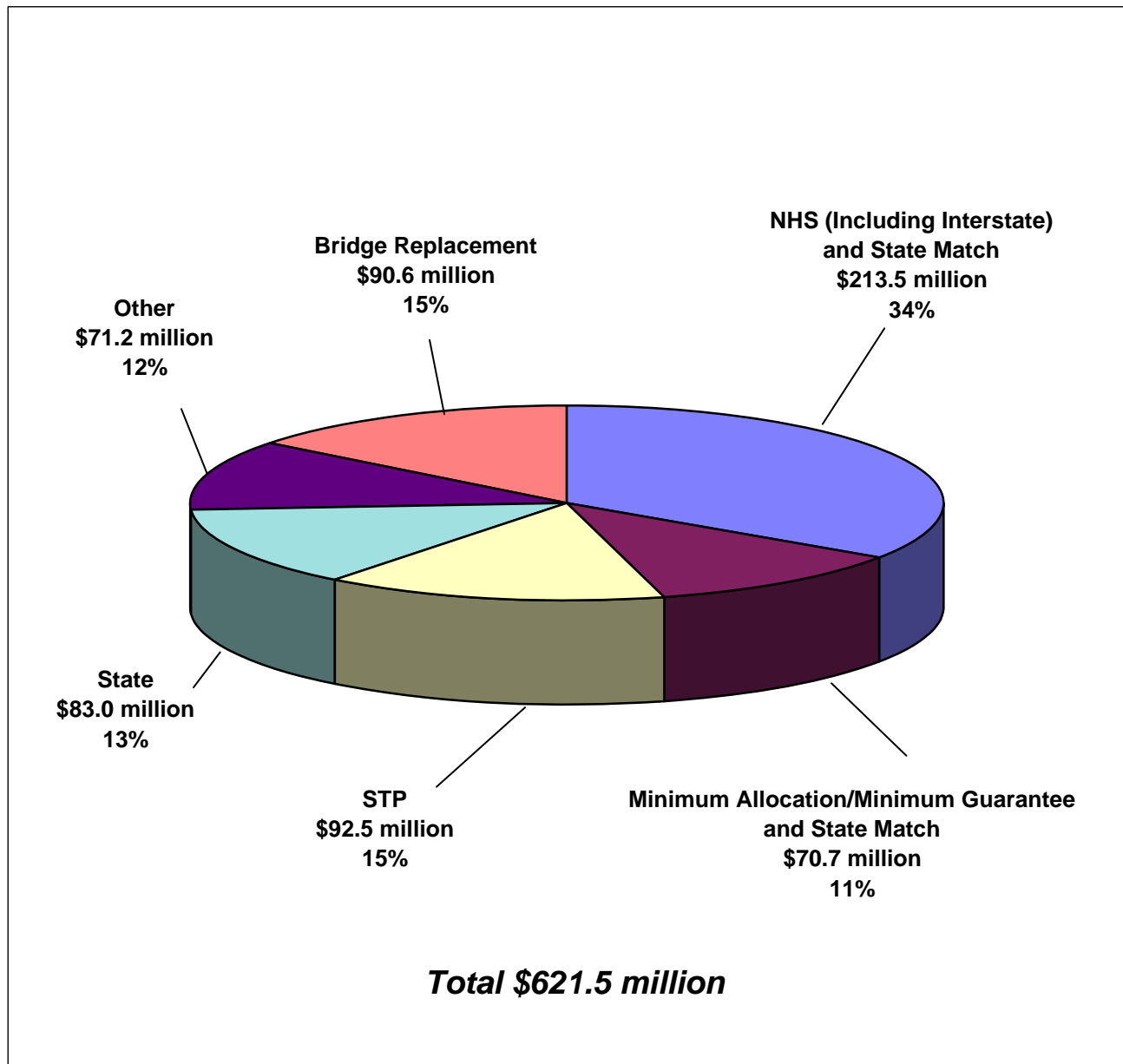
5/ Reimbursements or deposits by cities, counties and others for work or contracts performed or to be performed on the State Highway System.

6/ This program and account funds were transferred to the Arkansas State Police during SFY 2004.

Construction Lettings By Funding Source

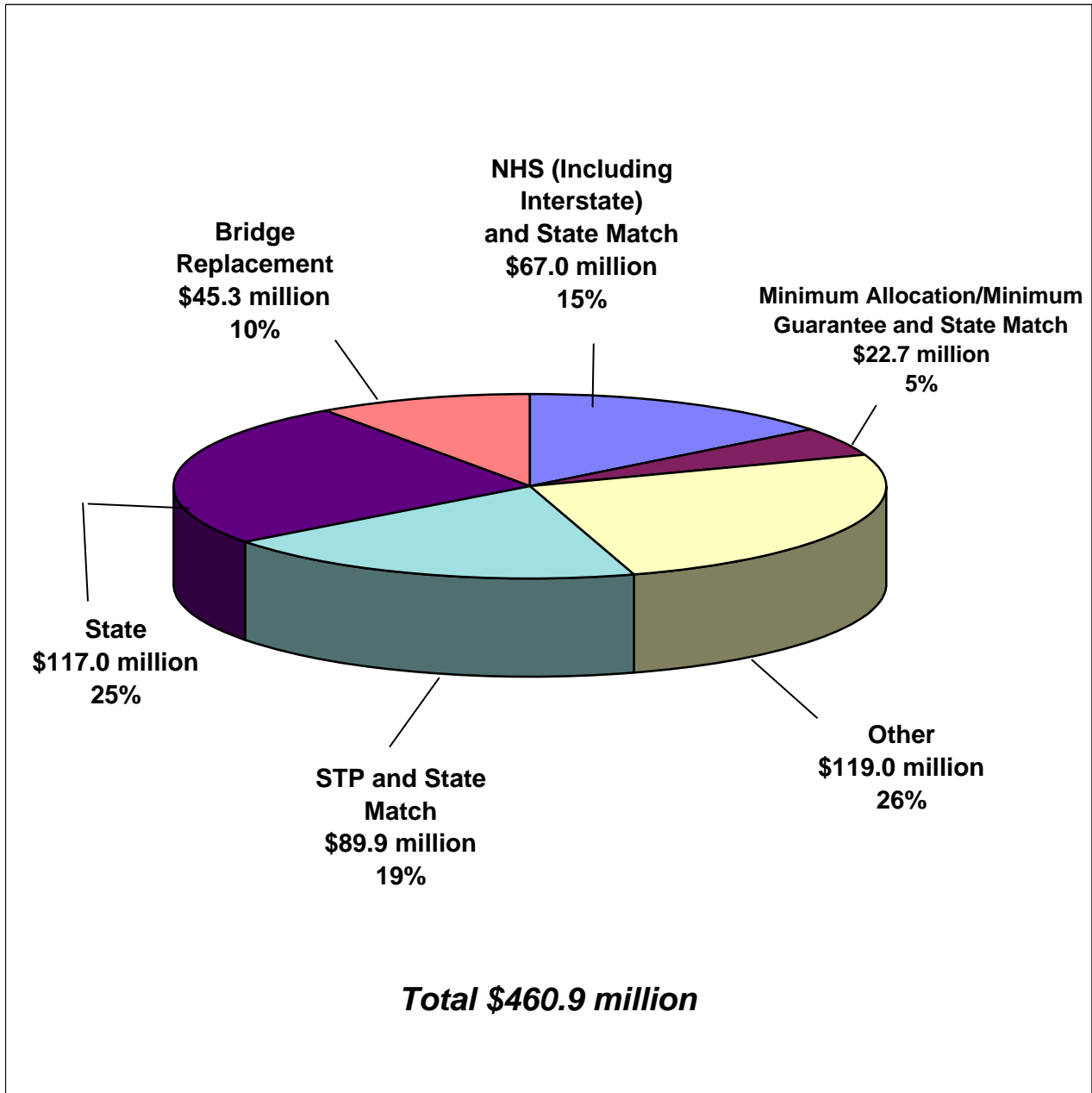


Construction Lettings By Funding Category
(Bid Award Includes State Highway System, County Road and City Street Projects)



Construction Lettings By Funding Category

(Bid Award Includes State Highway System, County Road and City Street Projects)



STATE HIGHWAY CONSTRUCTION EXPENDITURES
 BY DISTRICT & COUNTY
 (Including City, County, State & Federal funds)

<u>District /County</u>	<u>FY 2003</u>	<u>FY 2004</u>	<u>Biennium</u>
<i>DISTRICT 1</i>			
Crittenden	\$37,765,788	\$20,338,551	\$58,104,339
Cross	\$5,541,370	\$2,894,326	\$8,435,696
Lee	\$3,189,826	\$6,249,041	\$9,438,867
Monroe	\$1,057,336	\$4,089,447	\$5,146,783
Phillips	\$1,101,734	\$2,788,067	\$3,889,801
St. Francis	\$9,965,731	\$16,562,894	\$26,528,626
Woodruff	\$319,378	\$3,966,079	\$4,285,457
Multi-County *	<u>\$24,233,288</u>	<u>\$23,145,413</u>	<u>\$47,378,701</u>
District One Total	\$83,174,451	\$80,033,818	\$163,208,269
<i>DISTRICT 2</i>			
Arkansas	\$2,775,096	\$1,687,610	\$4,462,706
Ashley	\$6,299,365	\$10,539,772	\$16,839,137
Chicot	\$1,154,932	\$2,897,742	\$4,052,675
Desha	\$9,008,080	\$16,637,405	\$25,645,485
Drew	\$7,497,683	\$9,231,959	\$16,729,641
Grant	\$554,325	\$1,535,711	\$2,090,036
Jefferson	\$4,424,170	\$2,439,887	\$6,864,057
Lincoln	\$1,392,888	\$25,599	\$1,418,487
Multi-County *	<u>\$225,790</u>	<u>\$178,638</u>	<u>\$404,428</u>
District Two Total	\$33,332,329	\$45,174,323	\$78,506,652
<i>DISTRICT 3</i>			
Hempstead	\$3,557,656	\$4,770,155	\$8,327,811
Howard	\$657,290	\$806,289	\$1,463,579
Lafayette	\$484,778	\$1,683,286	\$2,168,064
Little River	\$9,409,337	\$6,110,193	\$15,519,530
Miller	\$50,278,770	\$36,355,405	\$86,634,175
Nevada	\$61,787	\$3,165,136	\$3,226,923
Pike	\$102,016	\$566,278	\$668,294
Sevier	\$3,298,873	\$4,081,242	\$7,380,115
Multi-County *	<u>\$63,533</u>	<u>\$85,259</u>	<u>\$148,792</u>
District Three Total	\$67,914,040	\$57,623,243	\$125,537,283
<i>DISTRICT 4</i>			
Crawford	\$21,455,861	\$12,825,377	\$34,281,238
Franklin	\$1,222,254	\$846,687	\$2,068,941
Logan	\$1,961,590	\$1,999,800	\$3,961,390
Polk	\$2,055,935	\$2,379,955	\$4,435,890
Scott	\$4,150,294	\$3,480,109	\$7,630,403
Sebastian	\$7,806,796	\$8,151,334	\$15,958,130
Washington	\$10,686,583	\$6,914,705	\$17,601,288
Multi-County *	<u>\$60,403</u>	<u>\$70,883</u>	<u>\$131,286</u>
District Four Total	\$49,399,716	\$36,668,850	\$86,068,566
<i>DISTRICT 5</i>			
Cleburne	\$864,931	\$782,142	\$1,647,073
Fulton	\$1,895,623	\$2,674,747	\$4,570,370
Independence	\$10,248,390	\$8,209,821	\$18,458,211
Izard	\$564,249	\$9,578	\$573,827
Jackson	\$16,694,823	\$11,319,134	\$28,013,957
Sharp	\$2,512,973	\$7,111,717	\$9,624,690
Stone	\$3,454,603	\$1,085,054	\$4,539,657
White	\$10,350,146	\$8,101,228	\$18,451,374
Multi-County *	<u>\$73,936</u>	<u>\$34,064</u>	<u>\$108,000</u>
District Five Total	\$46,659,674	\$39,327,485	\$85,987,159

* Expenditures allocated to two or more counties within a District, in addition to funds shown.
 Totals may not add due to rounding.

EXHIBIT 12 (Continued)
STATE HIGHWAY CONSTRUCTION EXPENDITURES
BY DISTRICT & COUNTY
(Including City, County, State & Federal funds)

<u>District /County</u>	<u>FY 2003</u>	<u>FY 2004</u>	<u>Biennium</u>
DISTRICT 6			
Garland	\$10,643,881	\$20,639,467	\$31,283,348
Hot Spring	\$4,279,131	\$5,720,580	\$9,999,711
Lonoke	\$14,865,691	\$26,029,419	\$40,895,110
Prairie	\$3,023,846	\$6,628,920	\$9,652,766
Pulaski	\$69,599,520	\$98,348,936	\$167,948,456
Saline	\$31,911,678	\$35,437,498	\$67,349,176
Multi-County *	\$28,445,670	\$19,619,298	\$48,064,968
District Six Total	\$162,769,417	\$212,424,118	\$375,193,535
DISTRICT 7			
Bradley	\$15,462,363	\$10,009,448	\$25,471,811
Calhoun	\$748,446	\$1,186,972	\$1,935,418
Clark	\$16,902,987	\$7,943,064	\$24,846,051
Cleveland	\$154,705	\$0	\$154,705
Columbia	\$2,021,861	\$1,888,913	\$3,910,774
Dallas	\$2,088,575	\$2,386,067	\$4,474,642
Ouachita	\$996,936	\$730,547	\$1,727,483
Union	\$5,540,294	\$5,940,778	\$11,481,072
Multi-County *	\$12,573	\$7,970	\$20,543
District Seven Total	\$43,928,741	\$30,093,759	\$74,022,500
DISTRICT 8			
Conway	\$17,132,725	\$5,310,326	\$22,443,051
Faulkner	\$11,187,363	\$40,399,026	\$51,586,389
Johnson	\$29,527,904	\$14,369,727	\$43,897,631
Montgomery	\$53,547	\$829,347	\$882,894
Perry	\$32,972	\$948,558	\$981,530
Pope	\$14,141,664	\$4,436,420	\$18,578,084
Van Buren	\$5,783,922	\$1,311,993	\$7,095,915
Yell	\$4,177,853	\$2,953,624	\$7,131,477
Multi-County *	\$75,879	\$67,686	\$143,565
District Eight Total	\$82,113,829	\$70,626,707	\$152,740,536
DISTRICT 9			
Baxter	\$3,303,135	\$6,240,137	\$9,543,272
Benton	\$9,794,296	\$15,272,107	\$25,066,403
Boone	\$2,027,761	\$3,331,467	\$5,359,228
Carroll	\$2,390,305	\$2,848,437	\$5,238,742
Madison	\$1,884,216	\$1,445,960	\$3,330,176
Marion	\$257,020	\$2,584,898	\$2,841,918
Newton	\$2,289,292	\$439,022	\$2,728,314
Searcy	\$121,613	\$13,563	\$135,176
Multi-County *	\$148,488	\$81,750	\$230,238
District Nine Total	\$22,216,126	\$32,257,341	\$54,473,467
DISTRICT 10			
Clay	\$2,505,019	\$4,821,804	\$7,326,823
Craighead	\$21,802,061	\$20,094,334	\$41,896,395
Greene	\$7,087,782	\$8,136,253	\$15,224,035
Lawrence	\$430,542	\$827,691	\$1,258,233
Lee	\$0	\$25,493	\$25,493
Mississippi	\$19,378,473	\$18,679,613	\$38,058,086
Poinsett	\$2,077,618	\$5,936,869	\$8,014,487
Randolph	\$188,081	\$626,591	\$814,672
Multi-County *	\$9,640,767	\$10,411,285	\$20,052,052
District Ten Total	\$63,110,343	\$69,559,933	\$132,670,276
MULTI DISTRICT	\$49,308,966	\$55,320,173	\$104,629,139
GRAND TOTAL	\$703,927,633	\$729,109,749	\$1,433,037,382

* Expenditures allocated to two or more counties within a District, in addition to funds shown.
Totals may not add due to rounding.

**County Road Construction Expenditures
By District and County**

<u>District /County</u>	<u>FY 2003</u>	<u>FY 2004</u>	<u>Biennium</u>
<i>DISTRICT 1</i>			
Crittenden	\$0	\$169,269	\$169,269
Cross	\$323,095	\$335,514	\$658,609
Lee	\$235,164	\$543,377	\$778,541
Monroe	\$185,294	\$405,553	\$590,847
Phillips	\$246,345	\$183,331	\$429,676
St. Francis	\$345,636	\$353,665	\$699,301
Woodruff	\$27,373	\$235,865	\$263,238
District One Total	\$1,362,907	\$2,226,574	\$3,589,481
<i>DISTRICT 2</i>			
Arkansas	\$649,171	\$545,450	\$1,194,621
Ashley	\$342,820	\$377,256	\$720,076
Chicot	\$519,960	\$210,528	\$730,488
Desha	\$26,777	\$349,945	\$376,722
Drew	\$47,383	\$1,146,838	\$1,194,221
Grant	\$302,761	\$233,817	\$536,578
Jefferson	\$950,697	\$1,421,009	\$2,371,706
Lincoln	\$594,965	\$794,833	\$1,389,798
District Two Total	\$3,434,534	\$5,079,676	\$8,514,210
<i>DISTRICT 3</i>			
Hempstead	\$365,189	\$276,227	\$641,416
Howard	\$376,711	\$299,705	\$676,416
Lafayette	\$507,549	\$112,784	\$620,333
Little River	\$29,029	\$890,437	\$919,466
Miller	\$300,464	\$633,873	\$934,337
Nevada	\$652,800	\$481,920	\$1,134,720
Pike	\$407,504	\$405,870	\$813,374
Sevier	\$509,953	\$900,737	\$1,410,690
District Three Total	\$3,149,199	\$4,001,553	\$7,150,752
<i>DISTRICT 4</i>			
Crawford	\$278,503	\$912,393	\$1,190,896
Franklin	\$165,765	\$109,937	\$275,702
Logan	\$134,590	\$275,108	\$409,698
Polk	\$53,086	\$406,092	\$459,178
Scott	\$368,825	\$711,560	\$1,080,385
Sebastian	\$235,887	\$453,186	\$689,073
Washington	\$1,734,064	\$320,922	\$2,054,986
District Four Total	\$2,970,720	\$3,189,198	\$6,159,918
<i>DISTRICT 5</i>			
Cleburne	\$298,704	\$595,145	\$893,849
Fulton **	\$405,863	(\$526)	\$405,337
Independence	\$294,866	\$594,375	\$889,241
Izard	\$286,459	\$709,015	\$995,474
Jackson	\$593,514	\$318,957	\$912,471
Sharp	\$87,066	\$210,221	\$297,287
Stone	\$82,492	\$400,903	\$483,395
White	\$531,329	\$872,043	\$1,403,372
District Five Total	\$2,580,293	\$3,700,133	\$6,280,426

** Negative balance indicates accounting adjustments
Totals may not add due to rounding.

<u>District /County</u>	<u>FY 2003</u>	<u>FY 2004</u>	<u>Biennium</u>
<i>DISTRICT 6</i>			
Garland	\$360,806	\$466,822	\$827,628
Hot Spring	\$610,984	\$487,182	\$1,098,166
Lonoke	\$1,924	\$394,280	\$396,204
Prairie	\$209,521	\$230,894	\$440,415
Pulaski	\$627,553	\$503,054	\$1,130,607
Saline	\$985,908	\$650,240	\$1,636,148
District Six Total	\$2,796,696	\$2,732,472	\$5,529,168
<i>DISTRICT 7</i>			
Bradley	\$696,480	\$810,377	\$1,506,857
Calhoun	\$334,823	\$228,174	\$562,997
Clark	\$173,420	\$370,300	\$543,720
Cleveland	\$215,615	\$184,479	\$400,094
Columbia	\$352,399	\$432,696	\$785,095
Dallas	\$28,383	\$290,545	\$318,928
Ouachita	\$1,646,091	\$1,390,371	\$3,036,462
Union	\$44	\$315,134	\$315,178
District Seven Total	\$3,447,255	\$4,022,076	\$7,469,331
<i>DISTRICT 8</i>			
Conway	\$238,037	\$290,690	\$528,727
Faulkner	\$64,751	\$260,814	\$325,565
Johnson	\$463,333	\$121,891	\$585,224
Montgomery	\$1,142,317	\$212,923	\$1,355,240
Perry	\$645,657	\$5,692	\$651,349
Pope	\$210,190	\$465,068	\$675,258
Van Buren	\$90,128	\$404,321	\$494,449
Yell	\$136,275	\$348,397	\$484,672
District Eight Total	\$2,990,688	\$2,109,796	\$5,100,484
<i>DISTRICT 9</i>			
Baxter	\$1,038,553	\$905,312	\$1,943,865
Benton	\$410,560	\$854,622	\$1,265,182
Boone	\$231,658	\$0	\$231,658
Carroll	\$346,460	\$247,754	\$594,214
Madison	\$156,437	\$331,091	\$487,528
Marion	\$0	\$2,801	\$2,801
Newton	\$255,292	\$283,270	\$538,562
Searcy	\$222,857	\$466,522	\$689,379
District Nine Total	\$2,661,817	\$3,091,372	\$5,753,189
<i>DISTRICT 10</i>			
Clay	\$385,415	\$484,316	\$869,731
Craighead	\$316,331	\$349,201	\$665,532
Greene	\$2,065	\$442,142	\$444,207
Lawrence	\$220,910	\$240,293	\$461,203
Mississippi	\$457,821	\$72,040	\$529,861
Poinsett	\$465,774	\$228,431	\$694,205
Randolph	\$286,868	\$180,514	\$467,382
District Ten Total	\$2,135,184	\$1,996,937	\$4,132,121
MULTI DISTRICT	\$95,240	\$174,726	\$269,966
GRAND TOTAL	\$27,624,533	\$32,324,513	\$59,949,046

Totals may not add due to rounding.

EXHIBIT 14
STATE HIGHWAY MAINTENANCE &
OPERATION EXPENDITURES
(July 1, 2002 through June 30, 2004)

<u>CATEGORIES</u>	<u>FY 2003</u>	<u>FY 2004</u>	<u>BIENNIUM</u>
Routine Maintenance	\$66,285,451	\$68,373,742	\$134,659,192
Unusual or Disaster Maintenance	\$2,598,537	\$2,553,765	\$5,152,301
Heavy Bridge	\$1,080,918	\$1,174,399	\$2,255,316
Ferry Operations	\$350,860	\$378,357	\$729,216
Traffic Services	\$21,113,934	\$16,803,368	\$37,917,302
Landscaping & Scenic Enhancement	\$47,589	\$37,550	\$85,139
Field Maintenance Supervision	\$9,396,504	\$9,524,844	\$18,921,348
Special Project Expenditures	\$4,995,292	\$4,620,120	\$9,615,412
Construction Job Expenditures	\$2,802,703	\$2,706,776	\$5,509,479
District Operations (See Details Below)	<u>\$19,721,157</u>	<u>\$24,844,239</u>	<u>\$44,565,395</u>
TOTAL	\$128,392,944	\$131,017,158	\$259,410,102
<u>DISTRICT OPERATIONS</u>			
Administration	\$8,164,088	\$8,711,079	\$16,875,167
Buildings & Grounds	\$6,206,855	\$6,297,880	\$12,504,735
Equipment Upkeep	\$14,835,216	\$15,102,579	\$29,937,795
Equipment Rental Credits	-\$26,329,440	-\$23,457,152	-\$49,786,591
Shop Expense & Overhead	\$13,643,061	\$13,649,079	\$27,292,141
Capital Outlay	\$560,361	\$696,141	\$1,256,502
Other Expenses	<u>\$2,641,015</u>	<u>\$3,844,633</u>	<u>\$6,485,648</u>
TOTAL	\$19,721,157	\$24,844,239	\$44,565,395

**Routine Maintenance Expenditures
By District & County**
(Including City, County, State & Federal funds)

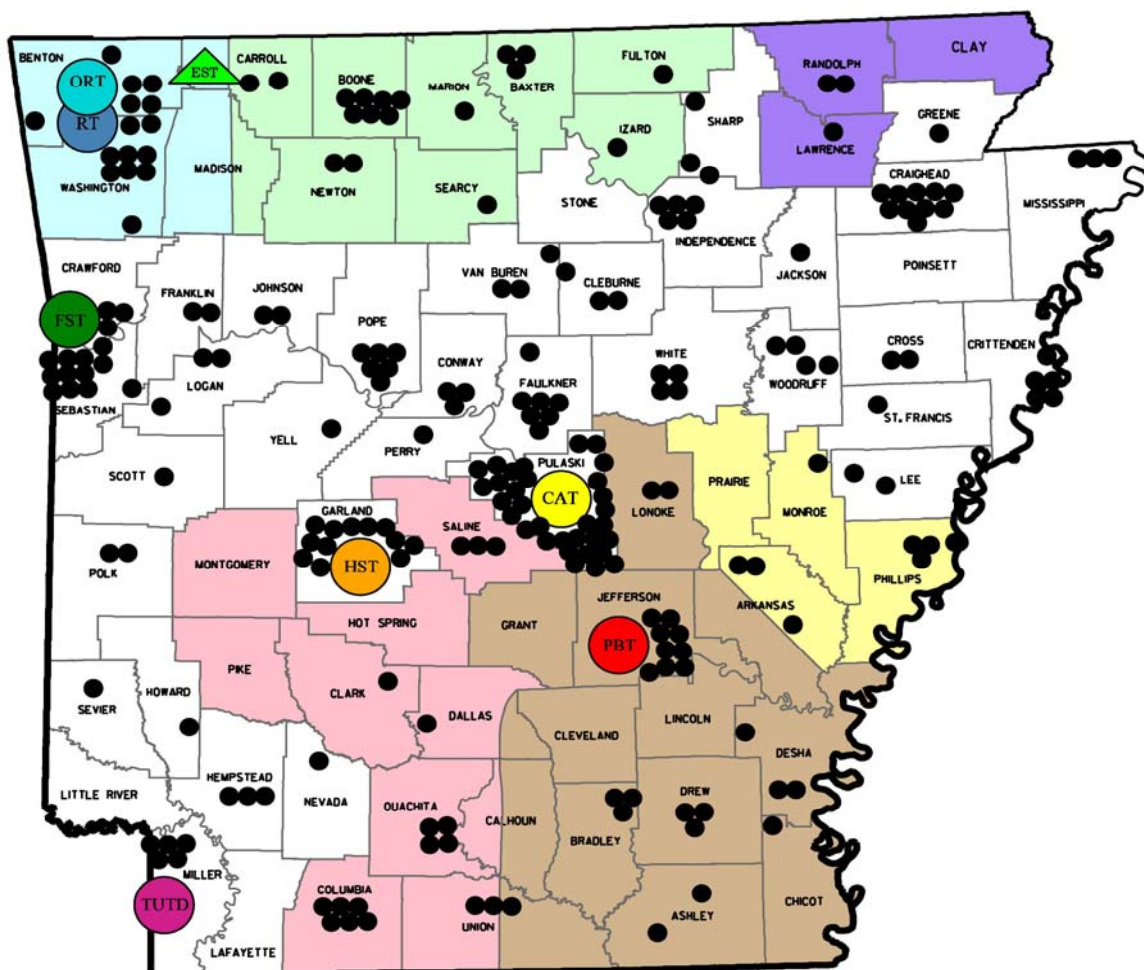
<u>District /County</u>	<u>FY 2003</u>	<u>FY 2004</u>	<u>Biennium</u>
<i>DISTRICT 1</i>			
Crittenden	\$2,101,447	\$2,155,028	\$4,256,475
Cross	\$1,247,692	\$1,094,853	\$2,342,545
Lee	\$538,928	\$541,955	\$1,080,883
Monroe	\$915,534	\$1,101,461	\$2,016,995
Phillips	\$660,664	\$704,596	\$1,365,260
St. Francis	\$907,894	\$1,062,215	\$1,970,109
Woodruff	\$621,617	\$529,259	\$1,150,876
Multi-County *	<u>\$28,127</u>	<u>\$26,339</u>	<u>\$54,466</u>
District One Total	\$7,021,903	\$7,215,706	\$14,237,609
<i>DISTRICT 2</i>			
Arkansas	\$862,270	\$972,831	\$1,835,101
Ashley	\$706,604	\$860,157	\$1,566,761
Chicot	\$848,612	\$704,365	\$1,552,977
Desha	\$813,960	\$722,968	\$1,536,928
Drew	\$759,025	\$932,189	\$1,691,214
Grant	\$560,739	\$634,192	\$1,194,931
Jefferson	\$1,087,506	\$1,358,727	\$2,446,233
Lincoln	\$785,509	\$778,929	\$1,564,438
Multi-County *	<u>\$31,937</u>	<u>\$35,674</u>	<u>\$67,611</u>
District Two Total	\$6,456,162	\$7,000,032	\$13,456,194
<i>DISTRICT 3</i>			
Hempstead	\$1,158,118	\$1,226,267	\$2,384,385
Howard	\$496,690	\$537,049	\$1,033,739
Lafayette	\$874,867	\$555,900	\$1,430,767
Little River	\$854,184	\$888,085	\$1,742,269
Miller	\$982,763	\$1,365,431	\$2,348,194
Nevada	\$762,646	\$756,605	\$1,519,251
Pike	\$970,127	\$983,038	\$1,953,165
Sevier	\$633,173	\$533,918	\$1,167,091
Multi-County	<u>\$34,236</u>	<u>\$30,100</u>	<u>\$64,336</u>
District Three Total	\$6,766,804	\$6,876,393	\$13,643,197
<i>DISTRICT 4</i>			
Crawford	\$1,002,615	\$866,524	\$1,869,139
Franklin	\$770,779	\$707,504	\$1,478,283
Logan	\$748,834	\$725,191	\$1,474,025
Polk	\$662,959	\$580,420	\$1,243,379
Scott	\$658,562	\$559,604	\$1,218,166
Sebastian	\$1,302,608	\$1,175,430	\$2,478,038
Washington	\$1,126,544	\$1,701,285	\$2,827,829
Multi-County *	<u>\$25,846</u>	<u>\$26,038</u>	<u>\$51,884</u>
District Four Total	\$6,298,747	\$6,341,996	\$12,640,743
<i>DISTRICT 5</i>			
Cleburne	\$833,828	\$1,051,804	\$1,885,632
Fulton	\$380,862	\$593,901	\$974,763
Independence	\$636,685	\$684,991	\$1,321,676
Izard	\$668,981	\$466,381	\$1,135,362
Jackson	\$828,568	\$1,107,343	\$1,935,911
Sharp	\$523,922	\$732,192	\$1,256,114
Stone	\$540,858	\$695,169	\$1,236,027
White	\$2,080,371	\$1,626,628	\$3,706,999
Multi-County *	<u>\$30,452</u>	<u>\$30,655</u>	<u>\$61,107</u>
District Five Total	\$6,524,527	\$6,989,064	\$13,513,591

* Expenditures allocated to two or more counties within a District.

<u>District /County</u>	<u>FY 2003</u>	<u>FY 2004</u>	<u>Biennium</u>
<i>DISTRICT 6</i>			
Garland	\$469,456	\$891,729	\$1,361,185
Hot Spring	\$513,842	\$708,561	\$1,222,403
Lonoke	\$1,120,907	\$1,210,071	\$2,330,978
Prairie	\$769,559	\$838,661	\$1,608,220
Pulaski	\$2,838,022	\$2,585,322	\$5,423,344
Saline	\$766,403	\$782,647	\$1,549,050
Multi-County *	<u>\$35,163</u>	<u>\$44,369</u>	<u>\$79,532</u>
District Six Total	\$6,513,352	\$7,061,360	\$13,574,712
<i>DISTRICT 7</i>			
Bradley	\$783,070	\$633,395	\$1,416,465
Calhoun	\$674,479	\$704,773	\$1,379,252
Clark	\$838,159	\$1,284,892	\$2,123,051
Cleveland	\$620,869	\$464,518	\$1,085,387
Columbia	\$1,068,887	\$935,439	\$2,004,326
Dallas	\$803,652	\$765,649	\$1,569,301
Ouachita	\$1,088,640	\$790,620	\$1,879,260
Union	\$1,074,299	\$1,031,617	\$2,105,916
Multi-County	<u>\$28,696</u>	<u>\$32,857</u>	<u>\$61,553</u>
District Seven Total	\$6,980,751	\$6,643,760	\$13,624,511
<i>DISTRICT 8</i>			
Conway	\$954,101	\$1,177,798	\$2,131,899
Faulkner	\$602,608	\$854,534	\$1,457,142
Johnson	\$934,507	\$824,730	\$1,759,237
Montgomery	\$867,266	\$647,789	\$1,515,055
Perry	\$721,840	\$569,446	\$1,291,286
Pope	\$1,346,456	\$1,104,385	\$2,450,841
Van Buren	\$777,540	\$598,608	\$1,376,148
Yell	\$918,652	\$1,106,631	\$2,025,283
Multi-County *	<u>\$24,803</u>	<u>\$15,130</u>	<u>\$39,933</u>
District Eight Total	\$7,147,773	\$6,899,051	\$14,046,824
<i>DISTRICT 9</i>			
Baxter	\$661,756	\$1,059,167	\$1,720,923
Benton	\$1,036,683	\$1,040,433	\$2,077,116
Boone	\$419,807	\$581,550	\$1,001,357
Carroll	\$645,300	\$665,258	\$1,310,558
Madison	\$849,334	\$688,343	\$1,537,677
Marion	\$754,003	\$493,269	\$1,247,272
Newton	\$615,660	\$729,482	\$1,345,142
Searcy	\$538,410	\$628,705	\$1,167,115
Multi-County *	<u>\$23,572</u>	<u>\$32,632</u>	<u>\$56,204</u>
District Nine Total	\$5,544,525	\$5,918,839	\$11,463,364
<i>DISTRICT 10</i>			
Clay	\$677,281	\$778,409	\$1,455,690
Craighead	\$1,034,259	\$1,234,986	\$2,269,245
Greene	\$675,423	\$746,783	\$1,422,206
Lawrence	\$624,819	\$781,530	\$1,406,349
Mississippi	\$1,997,519	\$1,890,453	\$3,887,972
Poinsett	\$1,275,275	\$1,255,434	\$2,530,709
Randolph	\$717,911	\$708,603	\$1,426,514
Multi-County *	<u>\$28,421</u>	<u>\$31,341</u>	<u>\$59,762</u>
District Ten Total	\$7,030,908	\$7,427,539	\$14,458,447
GRAND TOTAL	\$66,285,452	\$68,373,741	\$134,659,193

* Expenditures allocated to two or more counties within a District.

EXHIBIT 16 NETWORK OF ARKANSAS PUBLIC AND PARATRANSIT TRANSPORTATION PROVIDERS



Rural & Small Urban Public Area Systems (Section 5311)

- BRAD Public Transit
Black River Area Development - Pocahontas
- Mid-Delta Transit
Mid-Delta Community Service - Helena
- North Arkansas Transit
Northwest Arkansas E.D.D. - Harrison
- Ozark Regional Transit, Inc.
Ozark Regional Transit, Inc. - Springdale
- South Central Arkansas Transit
Central Arkansas Development Council - Malvern
- Southeast Arkansas Transit
AAA of Southeast Arkansas, Inc. - Pine Bluff
- Eureka Springs Transit
City of Eureka Springs

Urbanized Public Area Systems (Section 5307)

- CAT
*Central Arkansas Transit
Central Arkansas Transit Authority - Little Rock*
- PST
*Fort Smith Public Transit
City of Fort Smith*
- HST
*Hot Springs Transit
City of Hot Springs*
- ORT
*Ozark Regional Transit, Inc.
Ozark Regional Transit, Inc. - Springdale*
- PBT
*Pine Bluff Transit
City of Pine Bluff*
- RT
*Razorback Transit
University of Arkansas - Fayetteville*
- TUTD
*Texarkana Urban Transit District
City of Texarkana, TX*

Specialized Paratransit Systems (Section 5310)

- Elderly & Disabled Service Providers



March 1, 2005

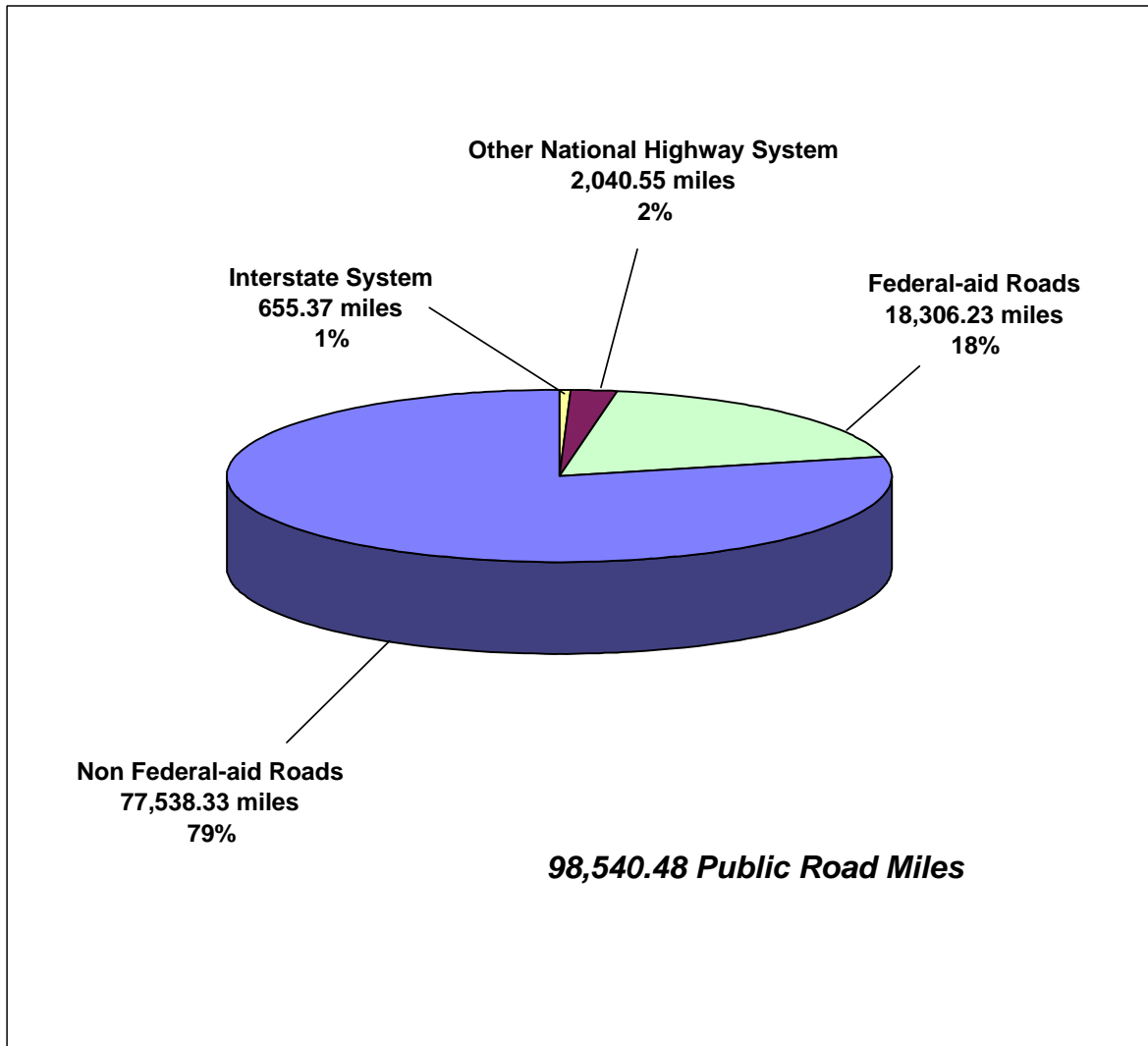
ARKANSAS PUBLIC TRANSIT TRUST FUND RECIPIENTS (2003)

<u>Recipient/Organization</u>	<u>Location</u>	<u>Type of Vehicle</u>		<u>Total Amount</u>	<u>Transit State Trust Fund</u>	<u>Local</u>
Crawford County Senior Citizens Group Living, Inc.	Alma	Ford 15-pass van	Conversion	\$26,507	\$21,206	\$5,301
White River AAA	Arkadelphia	Dodge 7-pass		\$15,989	\$12,791	\$3,198
Ouachita Industries, Inc.	Batesville	Dodge 7-pass		\$15,989	\$12,791	\$3,198
Faulkner County Council on Dev. Disabilities	Camden	Ford 15-pass van	Conversion	\$26,594	\$21,275	\$5,319
The Evangelical Lutheran Samaritan	Conway	Taurus St. Wagon		\$16,814	\$13,451	\$3,363
The Council on Aging	Fairfield Bay	Taurus St. Wagon		\$16,814	\$13,451	\$3,363
Abilities Unlimited of Fort Smith	Fayetteville	Ford 15-pass van	Conversion	\$26,594	\$21,275	\$5,319
Sebastian Retired Citizens Association, Inc.	Fort Smith	Ford 15-pass van	Conversion	\$26,507	\$21,206	\$5,301
AAA of Northwest Ark. Inc.	Fort Smith	Ford 15-pass van	Conversion	\$26,594	\$21,275	\$5,319
Ozark Opportunities, Inc.	Harrison	Ford 15-pass van	Conversion	\$24,065	\$19,252	\$4,813
Garland County Council on Aging	Harrison	Dodge 7-pass		\$15,989	\$12,791	\$3,198
Pathfinder Schools, Inc.	Hot Springs	Dodge 7-pass		\$15,989	\$12,791	\$3,198
Newton County Special Service	Jacksonville	Ford 15-pass van	Conversion	\$28,049	\$22,439	\$5,610
Crowley's Ridge Development Council	Jasper	Ford 15-pass van	Conversion	\$24,065	\$19,252	\$4,813
Abilities Unlimited, Inc.	Jonesboro	Dodge 7-pass		\$15,989	\$12,791	\$3,198
Searcy County Special Services Center, Inc.	Magnolia	Dodge 7-pass		\$15,989	\$12,791	\$3,198
Morrilton Human Relations Council, Inc.	Marshall	Ford 15-pass van	Conversion	\$26,594	\$21,275	\$5,319
Basic Independence Apartment, Inc.	Morrilton	Taurus St. Wagon		\$16,814	\$13,451	\$3,363
Baxter Day Service Center, Inc.	Mt. Home	Dodge 7-pass		\$15,989	\$12,791	\$3,198
Ozark Counseling Services, Inc.	Mt. Home	Ford 15-pass van	Conversion	\$36,763	\$29,411	\$7,353
Community Life Services, Inc.	Mt. Home	Ford 15-pass van	Conversion	\$27,254	\$21,803	\$5,451
Yell County Special Services Center, Inc.	No. Little Rock	Ford 15-pass van	Conversion	\$27,460	\$21,968	\$5,492
The Office of Human Concern, Inc.	Ola	Ford 15-pass van	Conversion	\$29,944	\$23,955	\$5,989
Easy K Foundation, Inc.	Rogers	Ford 15-pass van	Conversion	\$26,594	\$21,275	\$5,319
The Sunshine School, Inc.	Sage	Dodge 7-pass		\$15,989	\$12,791	\$3,198
Southwest Ark. Counseling & Mental Health	Searcy	Ford 15-pass van	Conversion	\$27,168	\$21,734	\$5,434
	Texarkana	Dodge 7-pass		\$15,989	\$12,791	\$3,198
			Total	\$605,093	\$484,074	\$121,019

ARKANSAS PUBLIC TRANSIT TRUST FUND RECIPIENTS (2004)

<u>Recipient/Organization</u>	<u>Location</u>	<u>Type of Vehicle</u>	<u>Total Amount</u>	<u>Transit State Trust Fund</u>	<u>Local</u>
Crawford County Senior Citizens, Inc.	Alma	Chev.4-dr Blazer	\$18,082	\$14,466	\$3,616
Stepping Stone School for Exceptional Children	Alma	Ford 15-pass van Conversion	\$27,784	\$22,227	\$5,557
White River Rural Health Center	Augusta	Dodge 7-pass	\$15,989	\$12,791	\$3,198
Health Resources of Arkansas	Batesville	Ford 15-pass van Conversion	\$27,784	\$22,227	\$5,557
Birch Tree Communities, Inc.	Benton	Ford 15-pass van Conversion	\$27,784	\$22,227	\$5,557
Van Buren County Special School	Choctaw	Ford 15-pass van Conversion	\$27,784	\$22,227	\$5,557
Creative Living, Inc.	Conway	Dodge 7-pass	\$15,989	\$12,791	\$3,198
St. Francis Area Developmental Center	Forrest City	Chev. 8-pass	\$19,861	\$15,889	\$3,972
Abilities Unlimited of Fort Smith	Fort Smith	Ford 15-pass van Conversion	\$27,784	\$22,227	\$5,557
AAA of Northwest Arkansas	Harrison	Ford 15-pass van Conversion	\$37,723	\$30,178	\$7,545
Rainbow of Challenges, Inc.	Hope	Dodge 7-pass	\$15,989	\$12,791	\$3,198
The Evangelical Lutheran Good Samaritan Society	Hot Spgs. Village	Ford 15-pass van Conversion	\$24,498	\$19,598	\$4,900
Pathfinder, Inc.	Jacksonville	Ford 15-pass van Conversion	\$27,784	\$22,227	\$5,557
Crowley's Ridge Development Council	Jonesboro	Ford 15-pass van Conversion	\$37,201	\$29,761	\$7,440
The ARC Arkansas	Little Rock	Ford 12-pass van	\$20,131	\$16,105	\$4,026
Lee Co. Cooperative Clinic	Marianna	Dodge 7-pass	\$15,989	\$12,791	\$3,198
Searcy County Special Services Center	Marshall	Ford 15-pass van Conversion	\$27,784	\$22,227	\$5,557
Polk Co. Developmental Center	Mena	Ford 15-pass van Conversion	\$27,784	\$22,227	\$5,557
Baxter Day Service Center, Inc.	Mt. Home	Ford 15-pass van Conversion	\$27,784	\$22,227	\$5,557
Ozark Counseling Services, Inc.	Mt. Home	Ford 15-pass van Conversion	\$27,784	\$22,227	\$5,557
The Evangelical Lutheran Good Samaritan Society	Mt. Home	Ford 12-pass van Conversion	\$34,577	\$27,661	\$6,915
Central Ark. AAA	No. Little Rock	Ford 15-pass van Conversion	\$27,784	\$22,227	\$5,557
Community Life Services	No. Little Rock	Ford 15-pass van Conversion	\$37,723	\$30,178	\$7,545
Yell County Special Services Center	Ola	Ford 15-pass van Conversion	\$35,285	\$28,228	\$7,057
Franklin Co. Senior Citizens Center	Ozark	Ford 15-pass van Conversion	\$27,784	\$22,227	\$5,557
AAA of Southeast Ark.	Pine Bluff	Ford 15-pass van Conversion	\$27,784	\$22,227	\$5,557
Pocahontas Day Service Center	Pocahontas	Ford 15-pass van Conversion	\$27,784	\$22,227	\$5,557
Adult Development Center of Benton Co.	Rogers	Ford 15-pass van Conversion	\$27,784	\$22,227	\$5,557
The Office of Human Concern	Rogers	Ford 15-pass van Conversion	\$24,498	\$19,598	\$4,900
Grand Prairie Job Center	Stuttgart	Ford 15-pass van Conversion	\$27,784	\$22,227	\$5,557
Southwest Ark. Counseling & Mental Health	Texarkana	Dodge 7-pass	\$15,989	\$12,791	\$3,198
Southwest Ark. Development Council	Texarkana	Ford 12-pass van Conversion	\$34,577	\$27,661	\$6,915
Texarkana Resources for the Disabled, Inc.	Texarkana	Ford 15-pass van Conversion	\$27,784	\$22,227	\$5,557
Scott County Senior Citizens, Inc.	Waldron	Ford 15-pass van Conversion	\$27,784	\$22,227	\$5,557
Total			\$904,210	\$723,368	\$180,842

Public Road Miles by System



<u>ITEM</u>	<u>ON HAND</u>	<u>PURCHASED</u>	<u>RETIRED</u>	<u>ON HAND</u>	<u>ESTIMATED</u>	<u>ESTIMATED</u>
	<u>(6/30/02)</u>	<u>(2002-2004)</u>	<u>(2002-2004)</u>	<u>(6/30/04)</u>	<u>VALUE</u>	<u>VALUE</u>
					<u>(7/01/02)</u>	<u>(6/30/04)</u>
Airplanes	2	0	0	2	\$2,533,807	\$2,435,710
Automobiles	318	71	113	276	\$2,934,142	\$2,265,474
Carryalls, Station Wagons & Vans	68	11	33	46	\$274,785	\$279,664
Pickup Trucks (up through 1 ton)	1,216	377	340	1,253	\$6,124,532	\$6,977,471
Trucks, Stakebeds & Flatbeds	164	53	25	192	\$1,268,642	\$1,607,468
Trucks, 1 1/2 Ton & Up	1,010	90	56	1,044	\$13,642,002	\$14,753,649
Motor Patrols	205	9	14	200	\$2,486,434	\$2,755,105
Tractors, Crawlers	32	4	4	32	\$572,579	\$463,377
Tractors, Wheels & Mowers	744	148	150	742	\$5,266,489	\$5,001,852
15' Pull-Type Rotary Mowers	222	46	33	235	\$296,667	\$463,697
Miscellaneous Major Equipment ^{1/}	1,804	183	137	1,850	\$9,362,528	\$9,704,348
SUBTOTALS	5,785	992	905	5,872	\$44,762,607	\$46,707,814
Miscellaneous Minor Equipment ^{2/}	3,078	443	323	3,198	\$1,093,953	\$1,191,607
TOTALS	8,863	1,435	1,228	9,070	\$45,856,560	\$47,899,421

NOTES:

1/ Miscellaneous major equipment consists of: lawn tractors, rollers, compressors, trailers, asphalt distributors, etc.

2/ Miscellaneous minor equipment consists of: jack hammers, pavement breakers, clamshell buckets, chainsaws, etc.

EXHIBIT 20
RECEIPTS BY LOCAL GOVERNMENTS UNDER
ARKANSAS HIGHWAY REVENUE DISTRIBUTION LAW
BY COUNTY ¹
Fiscal Year 2003

Arkansas State Highway Commission

COUNTY	COUNTY ROADS ²	MUNICIPAL STREETS ²	TOTAL
Arkansas	\$987,580	\$743,766	\$1,731,346
Ashley	\$1,029,308	\$553,483	\$1,582,791
Baxter	\$1,135,887	\$751,683	\$1,887,570
Benton	\$2,835,026	\$4,356,036	\$7,191,062
Boone	\$1,067,914	\$720,235	\$1,788,149
Bradley	\$706,517	\$351,732	\$1,058,249
Calhoun	\$605,509	\$118,220	\$723,728
Carroll	\$935,997	\$476,669	\$1,412,666
Chicot	\$716,800	\$449,801	\$1,166,601
Clark	\$939,413	\$717,330	\$1,656,743
Clay	\$766,647	\$549,308	\$1,315,955
Cleburne	\$914,817	\$404,557	\$1,319,373
Cleveland	\$653,101	\$82,523	\$735,625
Columbia	\$940,077	\$673,573	\$1,613,650
Conway	\$824,305	\$404,940	\$1,229,246
Craighead	\$1,572,948	\$3,134,162	\$4,707,111
Crawford	\$1,292,935	\$1,358,422	\$2,651,357
Crittenden	\$1,073,870	\$2,071,146	\$3,145,015
Cross	\$802,238	\$542,399	\$1,344,638
Dallas	\$656,170	\$279,572	\$935,742
Desha	\$778,202	\$549,692	\$1,327,894
Drew	\$882,235	\$489,095	\$1,371,330
Faulkner	\$1,740,200	\$2,487,649	\$4,227,849
Franklin	\$770,466	\$382,870	\$1,153,336
Fulton	\$701,852	\$149,646	\$851,497
Garland	\$1,994,674	\$1,777,564	\$3,772,238
Grant	\$802,099	\$254,239	\$1,056,339
Greene	\$996,228	\$1,171,353	\$2,167,581
Hempstead	\$906,867	\$574,198	\$1,481,065
Hot Spring	\$1,028,852	\$517,947	\$1,546,799
Howard	\$717,653	\$369,244	\$1,086,897
Independence	\$1,175,581	\$594,073	\$1,769,653
Izard	\$690,255	\$312,102	\$1,002,356
Jackson	\$754,477	\$628,569	\$1,383,047
Jefferson	\$1,655,307	\$3,005,748	\$4,661,055
Johnson	\$876,196	\$539,377	\$1,415,573
Lafayette	\$600,648	\$209,907	\$810,555
Lawrence	\$761,233	\$551,659	\$1,312,892
Lee	\$684,088	\$298,236	\$982,323
Lincoln	\$716,678	\$206,261	\$922,938
Little River	\$685,781	\$323,617	\$1,009,397
Logan	\$908,600	\$481,227	\$1,389,827
Lonoke	\$1,396,558	\$1,382,315	\$2,778,873
Madison	\$882,533	\$104,066	\$986,599
Marion	\$785,629	\$264,267	\$1,049,896
Miller	\$1,041,449	\$1,324,885	\$2,366,334
Mississippi	\$1,237,502	\$1,985,887	\$3,223,390
Monroe	\$651,065	\$329,326	\$980,391
Montgomery	\$773,686	\$83,387	\$857,073
Nevada	\$585,017	\$241,429	\$826,446
Newton	\$767,758	\$43,421	\$811,179

¹ Act 39 First Extraordinary Session 1965, as amended (3% to Central Services Fund; 70% to AHTD; 15% to cities; 15% to counties).

² On occasion cities may borrow funds from counties; therefore, these totals may not equal.

RECEIPTS BY LOCAL GOVERNMENTS UNDER
ARKANSAS HIGHWAY REVENUE DISTRIBUTION LAW

BY COUNTY ¹

Fiscal Year 2003

Arkansas State Highway Commission

COUNTY	COUNTY ROADS ²	MUNICIPAL STREETS ²	TOTAL
Ouachita	\$968,096	\$810,548	\$1,778,644
Perry	\$660,306	\$130,262	\$790,568
Phillips	\$880,354	\$869,977	\$1,750,331
Pike	\$702,016	\$196,713	\$898,729
Poinsett	\$943,925	\$769,435	\$1,713,360
Polk	\$952,589	\$373,850	\$1,326,439
Pope	\$1,412,789	\$1,467,717	\$2,880,507
Prairie	\$688,457	\$241,525	\$929,982
Pulaski	\$4,920,046	\$14,794,864	\$19,714,910
Randolph	\$811,887	\$387,476	\$1,199,363
Saline	\$1,876,595	\$1,789,606	\$3,666,201
Scott	\$812,887	\$220,942	\$1,033,829
Searcy	\$676,702	\$96,341	\$773,043
Sebastian	\$1,781,200	\$4,645,924	\$6,427,124
Sevier	\$730,865	\$373,610	\$1,104,476
Sharp	\$757,741	\$476,813	\$1,234,554
St. Francis	\$889,859	\$940,056	\$1,829,915
Stone	\$712,247	\$145,807	\$858,054
Union	\$1,373,391	\$1,301,567	\$2,674,958
Van Buren	\$844,112	\$258,413	\$1,102,525
Washington	\$2,722,727	\$5,824,521	\$8,547,248
White	\$1,725,140	\$1,682,710	\$3,407,850
Woodruff	\$611,741	\$292,382	\$904,123
Yell	\$999,660	\$436,217	\$1,435,877
TOTAL	\$78,861,760	\$78,900,087	\$157,761,847

¹ Act 39 First Extraordinary Session 1965, as amended (3% to Central Services Fund; 70% to AHTD; 15% to cities; 15% to counties).

² On occasion cities may borrow funds from counties; therefore, these totals may not equal.

RECEIPTS BY LOCAL GOVERNMENTS UNDER
ARKANSAS HIGHWAY REVENUE DISTRIBUTION LAW

BY COUNTY ¹

Arkansas State Highway Commission

Fiscal Year 2004

COUNTY	COUNTY ROADS ²	MUNICIPAL STREETS ²	TOTAL
Arkansas	\$997,197	\$746,038	\$1,743,235
Ashley	\$1,031,840	\$555,173	\$1,587,014
Baxter	\$1,140,640	\$753,979	\$1,894,619
Benton	\$2,871,643	\$4,369,343	\$7,240,986
Boone	\$1,071,179	\$722,505	\$1,793,684
Bradley	\$710,811	\$352,806	\$1,063,617
Calhoun	\$608,379	\$118,581	\$726,959
Carroll	\$938,276	\$478,125	\$1,416,400
Chicot	\$718,056	\$451,175	\$1,169,231
Clark	\$940,357	\$719,521	\$1,659,878
Clay	\$766,748	\$550,986	\$1,317,735
Cleburne	\$917,882	\$405,792	\$1,323,674
Cleveland	\$655,895	\$82,775	\$738,671
Columbia	\$940,259	\$675,631	\$1,615,890
Conway	\$827,843	\$406,177	\$1,234,020
Craighead	\$1,578,892	\$3,143,736	\$4,722,628
Crawford	\$1,301,222	\$1,362,571	\$2,663,793
Crittenden	\$1,073,640	\$2,077,472	\$3,151,113
Cross	\$801,066	\$544,056	\$1,345,122
Dallas	\$640,599	\$280,426	\$921,025
Desha	\$778,589	\$542,005	\$1,320,594
Drew	\$883,907	\$490,589	\$1,374,497
Faulkner	\$1,759,364	\$2,500,977	\$4,260,341
Franklin	\$790,627	\$384,040	\$1,174,667
Fulton	\$704,449	\$150,103	\$854,551
Garland	\$2,005,373	\$1,782,994	\$3,788,367
Grant	\$806,860	\$255,016	\$1,061,876
Greene	\$1,003,420	\$1,174,931	\$2,178,350
Hempstead	\$908,656	\$576,733	\$1,485,389
Hot Spring	\$1,023,216	\$537,655	\$1,560,871
Howard	\$718,247	\$370,372	\$1,088,619
Independence	\$1,180,176	\$595,887	\$1,776,064
Izard	\$691,895	\$313,055	\$1,004,950
Jackson	\$754,077	\$630,489	\$1,384,567
Jefferson	\$1,654,559	\$3,015,771	\$4,670,330
Johnson	\$879,942	\$541,025	\$1,420,967
Lafayette	\$602,375	\$210,548	\$812,924
Lawrence	\$761,768	\$550,715	\$1,312,483
Lee	\$684,693	\$299,147	\$983,839
Lincoln	\$719,697	\$206,891	\$926,588
Little River	\$647,583	\$324,605	\$972,188
Logan	\$913,144	\$482,697	\$1,395,841
Lonoke	\$1,403,508	\$1,386,538	\$2,790,046
Madison	\$886,591	\$104,384	\$990,975
Marion	\$788,843	\$265,074	\$1,053,917
Miller	\$1,048,092	\$1,328,932	\$2,377,024
Mississippi	\$1,232,726	\$1,987,031	\$3,219,757
Monroe	\$650,790	\$330,332	\$981,122
Montgomery	\$775,848	\$83,642	\$859,489
Nevada	\$651,159	\$242,166	\$893,325
Newton	\$771,823	\$43,553	\$815,377

¹ Act 39 First Extraordinary Session 1965, as amended (3% to Central Services Fund; 70% to AHTD; 15% to cities; 15% to counties).

² On occasion cities may borrow funds from counties; therefore, these totals may not equal.

EXHIBIT 21 (continued)
RECEIPTS BY LOCAL GOVERNMENTS UNDER
ARKANSAS HIGHWAY REVENUE DISTRIBUTION LAW
BY COUNTY ¹
Fiscal Year 2004

Arkansas State Highway Commission

COUNTY	COUNTY ROADS ²	MUNICIPAL STREETS ²	TOTAL
Ouachita	\$967,762	\$806,061	\$1,773,823
Perry	\$663,508	\$130,660	\$794,168
Phillips	\$883,548	\$872,704	\$1,756,252
Pike	\$700,634	\$208,688	\$909,322
Poinsett	\$938,054	\$771,785	\$1,709,839
Polk	\$955,304	\$374,992	\$1,330,296
Pope	\$1,413,423	\$1,472,201	\$2,885,624
Prairie	\$688,257	\$242,263	\$930,520
Pulaski	\$4,896,290	\$14,840,058	\$19,736,348
Randolph	\$814,636	\$388,660	\$1,203,296
Saline	\$1,893,895	\$1,795,073	\$3,688,968
Scott	\$815,572	\$221,617	\$1,037,189
Searcy	\$677,716	\$96,636	\$774,352
Sebastian	\$1,789,235	\$4,660,116	\$6,449,350
Sevier	\$731,652	\$374,752	\$1,106,404
Sharp	\$762,309	\$481,860	\$1,244,169
St. Francis	\$891,602	\$958,126	\$1,849,728
Stone	\$715,458	\$146,253	\$861,710
Union	\$1,361,192	\$1,305,543	\$2,666,735
Van Buren	\$845,976	\$259,203	\$1,105,179
Washington	\$2,754,666	\$5,842,314	\$8,596,980
White	\$1,738,638	\$1,687,850	\$3,426,488
Woodruff	\$613,052	\$293,276	\$906,328
Yell	\$1,001,449	\$437,586	\$1,439,035
TOTALS	\$79,128,249	\$79,173,041	\$158,301,290

¹ Act 39 First Extraordinary Session 1965, as amended (3% to Central Services Fund; 70% to AHTD; 15% to cities; 15% to counties).

² On occasion cities may borrow funds from counties therefore, these totals may not equal.

**EXHIBIT 22
HISTORY OF ARKANSAS MOTOR FUELS TAX CHANGES**

FISCAL YEAR	ACT NO.	GASOLINE	DIESEL	LPG	GASOHOL	ALT. FUELS	CSF ¹	AVIATION FUEL	Comments
1921	606	1.0¢	1.0¢						50% of 1¢ to Hwy Imp. Fund
1923	501	3.0¢	3.0¢						25% of 3¢ to Hwy Imp. Fund
1923 SS	5	4.0¢	4.0¢						State Highway Fund (SHF)
1927	240	5.0¢	5.0¢						SHF
1931	63	6.0¢	6.0¢						5/6 SHF; 1/6 County Highway Fund
1934 2nd SS	11	6.5¢	6.5¢						92.3% SHF 7.7% to Co. Hwy Imp. Fund
1941	378	6.5¢	6.5¢						92.3% SHF 7.7% to Co. Hwy Imp. Fund
1941	383	6.5¢	6.5¢						Motor Fuel Tax Law
1953	103	6.5¢	6.5¢	6.5¢			3%		Formulas
1965 1st SS	39	6.5¢	8.5¢	7.5¢			3%		Established Arkansas Highway Revenue Distribution Law ²
1965 1st SS	40	6.5¢	8.5¢	7.5¢ ³			3%		Special Motor Fuels Tax Law
1965 1st SS	41	7.5¢	8.5¢	7.5¢			3%		Add'l 1¢ gas
1967	449	7.5¢	8.5¢	7.5¢			3%	3%	Ark. Dept. of Aeronautics
1973	445	8.5¢	9.5¢	7.5¢			3%		Add'l 1¢ MFT (Portion for St. Aid) ⁴
1979	437	9.5¢	10.5¢	7.5¢			3%		Add'l 1¢ gas & diesel
1979	433	9.5¢	10.5¢	7.5¢	3% ⁵				Exempted Gasohol from MFT
1985	456	13.5¢	12.5¢	11.5¢	4%		3%	4%	Add'l 4¢ gas & LPG 2¢ diesel ⁶
1985	112	13.5¢	12.5¢	11.5¢	13.5¢		3%		Repealed MFT exemption from gasohol
1989	173	13.7¢	12.7¢	11.5¢	13.7¢		3%		.02¢ Environmental assurance fee for Petroleum Storage Tank Trust Fund ⁷
1991	219/364/3822	18.7¢	18.7¢	16.5¢	18.7¢		3%	4.50%	Add'l 5¢ gas & LPG; 6¢ diesel
1993	1119	18.7¢	18.7¢	16.5¢	18.7¢	5.0¢ ⁸	3%	4.63%	Alternative Fuels Tax Law
1996		18.6¢	18.6¢	16.5¢	18.6¢	5.0¢	3%		Petroleum Storage Tank Trust Fund Fee reduced
1999	1028	19.7¢ ⁴	20.7¢	16.5¢	18.7¢	5.0¢	3%	5.13%	Incremental increases on gas and diesel through 2001 ⁹
2000		20.7¢ ⁴	22.7¢	16.5¢	18.7¢	5.0¢	3%	5.13%	
2001		21.7¢ ⁴	22.7¢	16.5¢	18.7¢	5.0¢	3%	5.13%	Petroleum Storage Tank Trust Fund Fee increased

¹ State Central Services Fund (formerly the Constitutional and Fiscal Agencies (CFA) Fund as set up in Act 118 of 1953) is funded by 3%

² Provided for net revenue split of 70% to AHTD and 30% divided equally between counties and cities.

³ In lieu of the 16.5¢ tax on LPG, there is an annual fee for farm vehicles by type. [Arkansas Code of 1987 Annotated § 26-56-304].

⁴ 1973 (60% to State Aid up to \$7M); 1976 (60% up to \$9M); 1975 (70% up to \$9M); 1985 (100% up to \$13M); 2000 (100% up to \$15M); 2001 (100% up to \$17M); 2002 (100% up to \$19M); 2003 (100% no limit).

⁵ Gasohol became subject to Gross Receipts Tax when it was exempted from MFT.

⁶ Additional taxes to be deposited as 'Special Revenues' in SHF. AHTD funds dedicated to rural state highways.

⁷ Rate set by Arkansas Department of Environmental Quality Commission each quarter. Fund Balance not to exceed \$15M (Act 65 3rd SS of 1989).

⁸ CNG is currently the only alternative fuel being marketed in Arkansas. The tax ranges from 5¢ to 16.5¢ and is being assessed by graduated scale based on number of annual registered vehicles using those fuels.

⁹ Act 1028 of 1999 provided an annual increase through 2001 for gas and 2000 for diesel.

HISTORY OF FEDERAL MOTOR FUELS TAX CHANGES

EFFECTIVE DATES	PUBLIC LAW	GASOLINE	DIESEL	GASOHOL ¹	SPECIAL FUELS ²	CNG	AVIATION FUEL	WATERWAY DIESEL	RAIL DIESEL
6/21/1932		1.0¢							
6/17/1933		1.5¢							
1/1/1934		1.0¢							
7/1/1940		1.5¢							
11/1/1951		2.0¢	2.0¢						
7/1/1956	84-627	3.0¢	3.0¢		3.0¢				
10/1/1959	86-342	4.0¢	4.0¢		4.0¢				
1/1/1979	96-618	4.0¢	4.0¢		4.0¢				
4/1/1983	97-424	9.0¢	9.0¢	4.0¢	9.0¢				
8/1/1984	99-272	9.0¢	15.0¢	4.0¢	9.0¢				
1/1/1985	98-369	9.0¢	15.0¢	3.0¢	9.0¢				
1/1/1987	100-17	9.1¢	15.1¢	3.1¢	9.0¢				.1¢
12/1/1990	102-240	14.1¢	20.1¢	8.7¢	14.0¢				2.6¢
12/31/1995	103-66	18.4¢	24.4¢	13.0¢	18.3¢ ³	4.3¢ ⁴	21.9¢ ⁵	21.4¢	6.9¢ ⁶
12/31/1995	101-508	18.3¢	24.3¢	12.9¢	18.3¢	4.3¢	21.8¢ ⁷	21.3¢	6.8¢
10/1/1997 ⁸	105-33	18.4¢	24.4¢	13.0¢	18.4¢	4.3¢	21.9¢	21.4¢	4.4¢

DISTRIBUTION OF FEDERAL GASOLINE AND DIESEL TAXES				
Other motor fuels are distributed generally in the same manner. Footnotes denote exceptions to this general distribution.				
FUEL TYPE	HIGHWAY	TRANSIT	LUST *	TOTAL
Gasoline	15.44¢	2.86¢	0.1¢	18.4¢
Diesel	21.44¢	2.86¢	0.1¢	24.4¢
2.5¢ returned to the Highway Trust Fund September 30,1995				
4.3¢ returned to the Highway Trust Fund September 30,1997				
* Leaking Underground Storage Tank				

¹ Different rates exist for various alcohol content levels.

² Special fuels include: LPG, benzol, naptha, casing head and natural gas and any other liquid other than kerosene, gas, oil, or fuel oil or any product taxable under 26 USC 4081. or any product taxable under 26 USC 4081. 2.5¢ is dedicated to deficit reduction. Ethanol blended fuels have a 5.3¢ tax exemption.

³ Tax applies to LPG. Special fuel types may have different rates.

⁴ Entire tax dedicated to Deficit Reduction.

⁵ Tax applies to non commercial jet fuel. Commercial fuels are taxed at 4.3¢ per gallon.

⁶ Entire tax dedicated to Deficit Reduction. Set to decrease to 4.3¢ on 9/30/99.

⁷ Tax expired 10/1/95 and not reauthorized until 9/96.

⁸ Deficit reduction tax returned to the Highway Trust Fund.