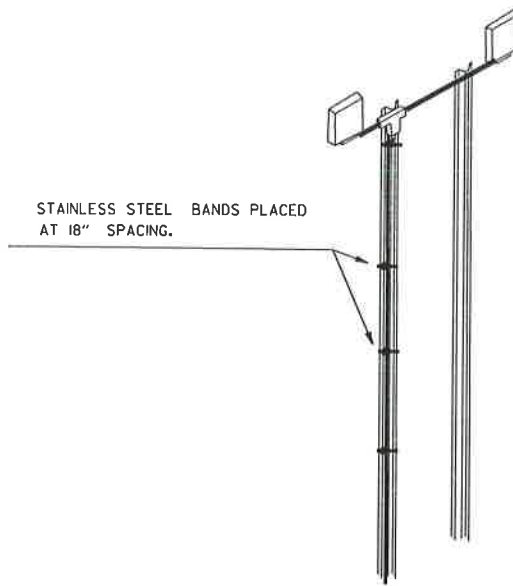
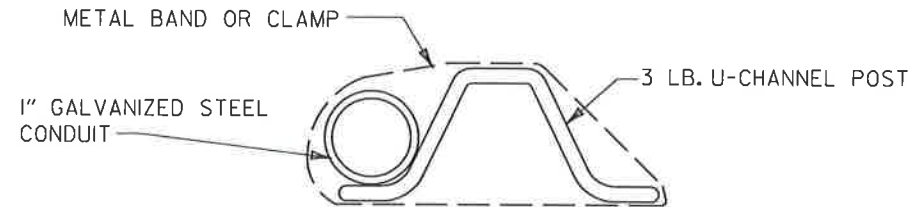
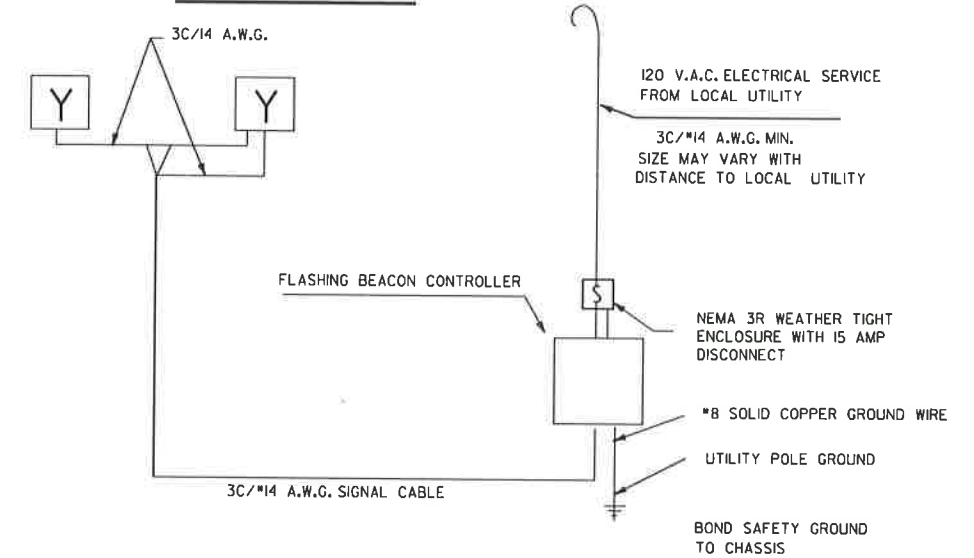


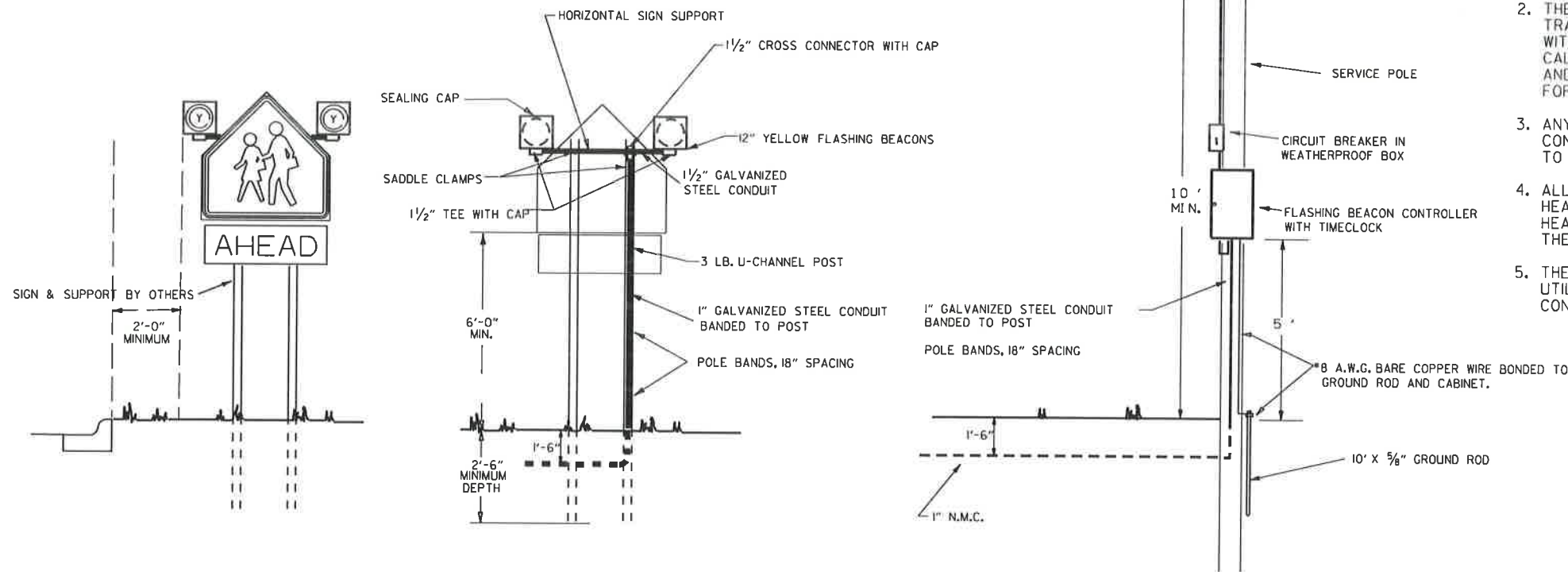
**DETAIL OF  
SIGN SUPPORT ASSEMBLY**



**WIRING DIAGRAM**



**TYPICAL  
INSTALLATION**



**NOTES:**

1. ALL CONSTRUCTION SHALL CONFORM TO THE STANDARD SPECIFICATIONS FOR HIGHWAY CONSTRUCTION (CURRENT EDITION), DIVISION 700, TRAFFIC CONTROL FACILITIES.
2. THE FLASHING BEACON ASSEMBLY SHALL INCLUDE LIGHTING SUPPRESSORS, TRAFFIC SIGNAL CABLE, TWO 12" TRAFFIC SIGNAL HEADS (1 SEC., 1WAY) WITH YELLOW LENSES, FLASHING BEACON CONTROLLER AND A SOLID STATE CALENDAR DATE TIME CLOCK WITH DAYLIGHT SAVINGS TIME PROGRAMMING AND 48 HOUR POWER FAIL PROTECTION, DATE TIME CLOCK REQUIRED ONLY FOR SCHOOL ZONES. SIGNAL HEADS SHALL BE WIRED TO FLASH ALTERNATELY.
3. ANY FITTINGS, BANDS, GROUND ROD OR ACCESSORIES NECESSARY TO MOUNT CONDUIT AND FLASHING BEACON CONTROLLER SHALL BE CONSIDERED SUBSIDIARY TO THE ITEM FOR FLASHING BEACON CONTROLLER.
4. ALL COUPLINGS, TEES, CLAMPS AND HARDWARE NECESSARY TO MOUNT SIGNAL HEADS SHALL BE CONSIDERED SUBSIDIARY TO THE ITEM FOR TRAFFIC SIGNAL HEAD (1 SEC., 1WAY). THE CONTRACTOR SHALL REMOVE SIGNS AND RE-INSTALL THEM AFTER FLASHING BEACONS ARE INSTALLED.
5. THE CITY/COUNTY SHALL BE RESPONSIBLE FOR PROVIDING, THROUGH A LOCAL UTILITY COMPANY A SERVICE POINT AND POWER TO THE FLASHING BEACON CONTROLLER. THIS NOTE APPLIES ONLY WHEN USED AT A SCHOOL LOCATION.

			ARKANSAS STATE HIGHWAY COMMISSION
			FLASHING BEACON INSTALLATION FOR HAZARDOUS CONDITIONS AND SCHOOL ZONES
11-16-17	REVISED NOTES		
02-27-04	REVISED NOTE L		
09-12-13	ISSUED AS STANDARD DRAWING		
04-17-08	MINOR REVISIONS		
11-03-97	ISSUED		
DATE	REVISION	FILMED	
			STANDARD DRAWING SD-14